





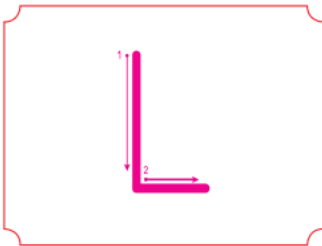







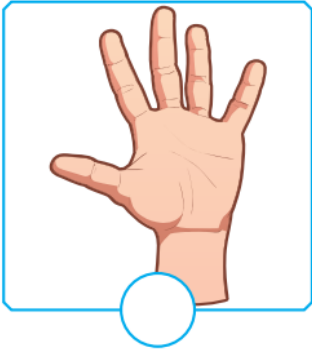
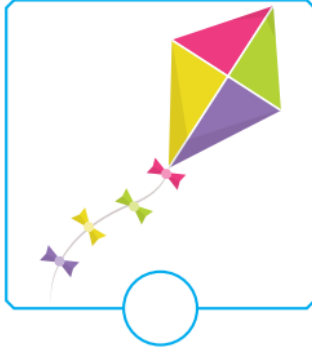
Adı "L" sesi ile başlayan varlıkları boyayalım.





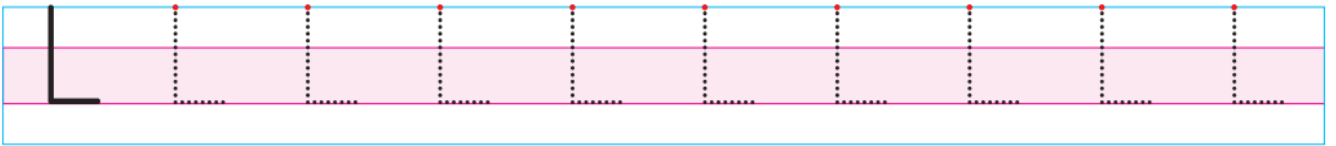
Aşağıdaki varlıkları inceleyelim. Adında "L" sesi bulunan varlığın kutusunu işaretleyelim.



Aşağıdaki varlıkları inceleyelim. Adında "L" sesi bulunan varlığın kutusunu işaretleyelim.

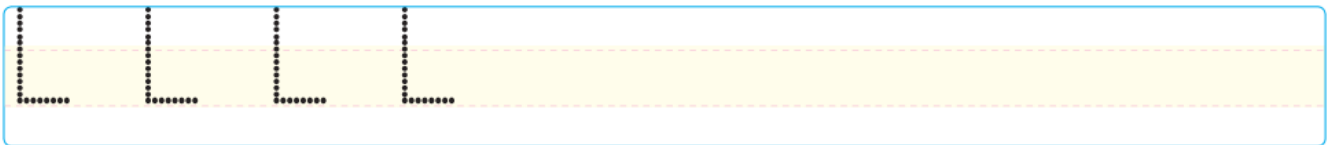
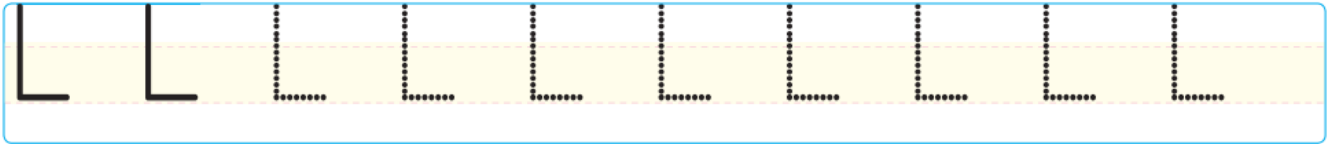

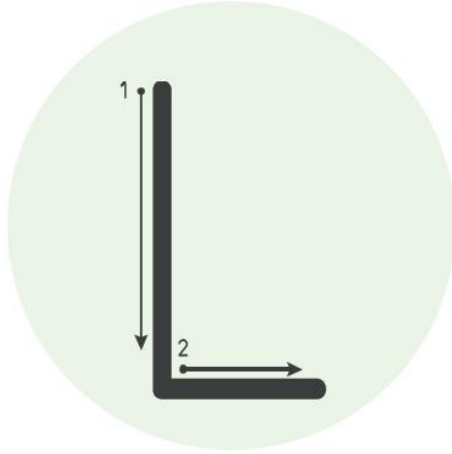

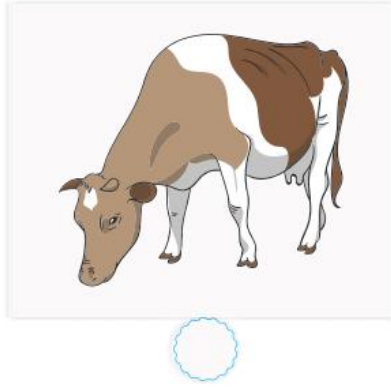
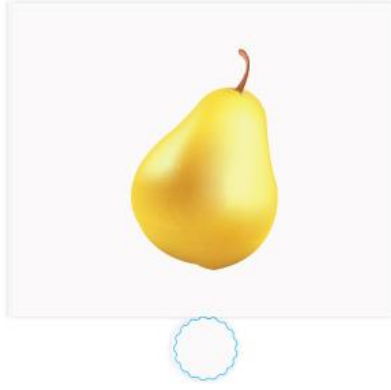


"L" sesini yazalım.





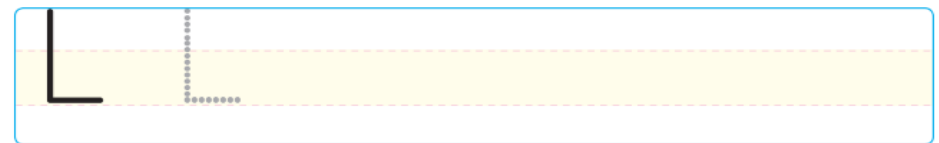


Adında "l" sesi bulunan varlıkları işaretleyelim.



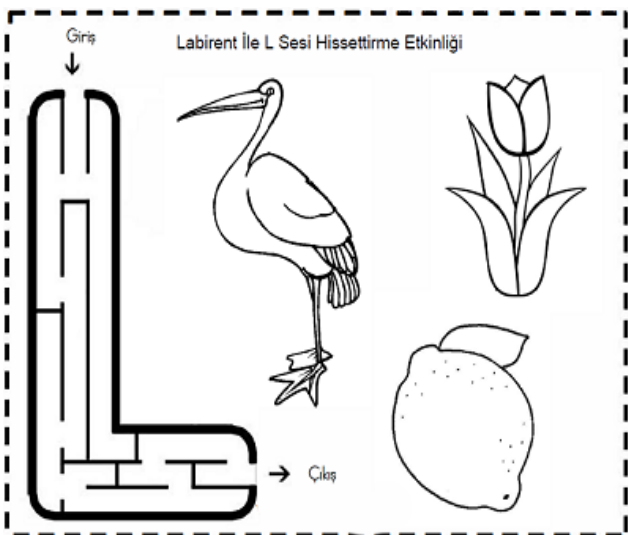



İsminde "l" sesi olan görselleri işaretleyip boyayalım.



"L, l" harfini yazalım.



"L" sesinin yazılı olduğu parçaları boyayalım.



A. Aşağıdaki varlıkların isimlerini söyleyelim. İsminde "l" sesi olanların kutusunu işaretleyelim.



☐

☐

☐

☐

☐

☐

☐


☐

☐

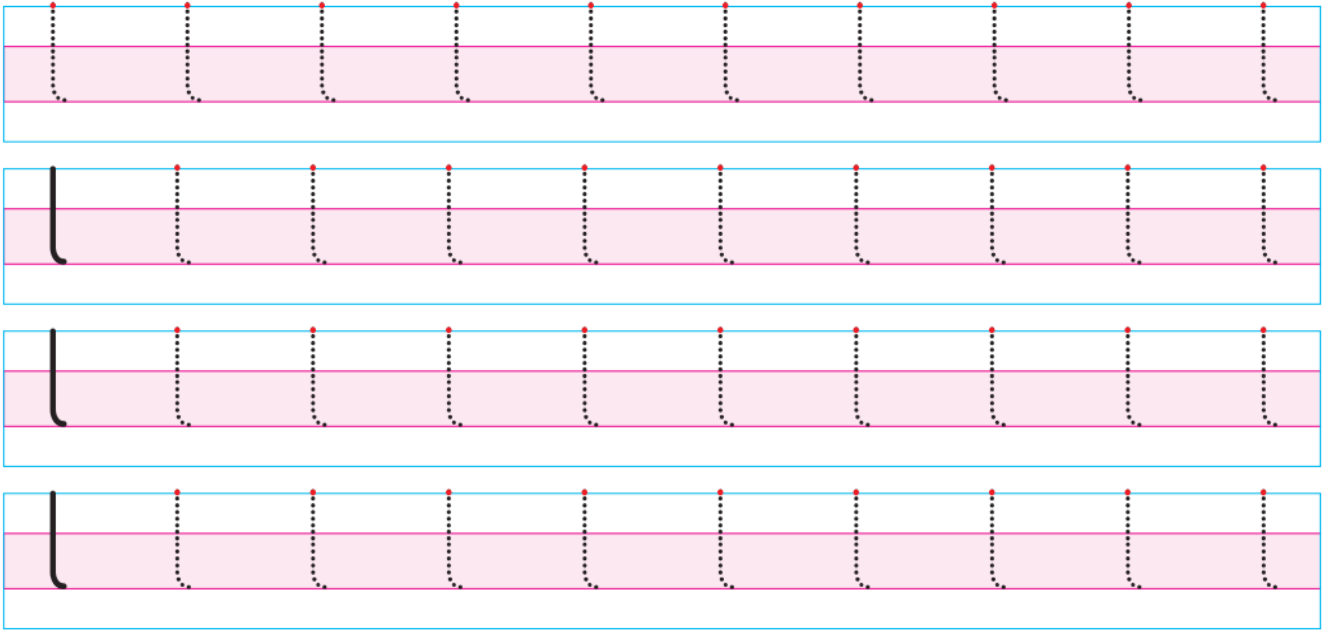
☐

☐

☐




“l” sesini yazalım.



Aşağıdaki varlıkların adındaki “l” seslerini örnekteki gibi işaretleyelim.



a s l a n



l e y l e k



g ü l



a l e t

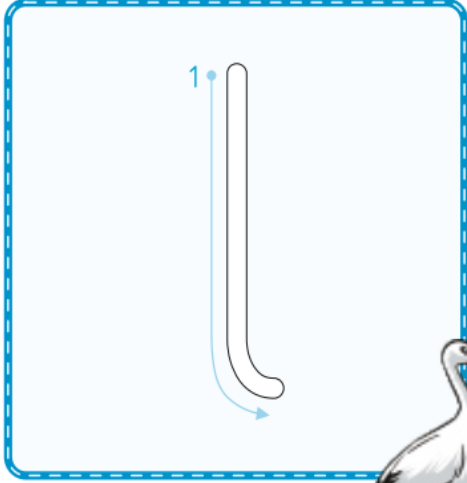


b a l



l a l e

“l” harfini yazın.



“L,l” harfini boyayalım.



“L,l” harfini bulup,
yuvarlak içine alalım.



“L,l” harfini söyle.
Noktaları birleştir, boya.



Aşağıdaki varlıkların isimlerini söyleyelim. Eksik olan sesleri tamamlayalım.



... a ... e



e ... ma



... ey ... ek



ke ... ebek



ka ... em



te ... efon




e ...



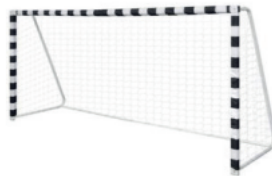
ba ... ık



gü ...



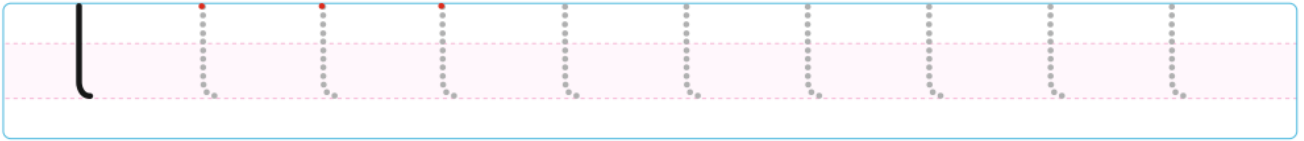
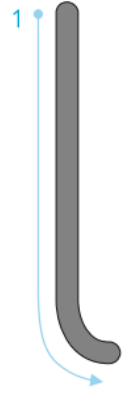
ba ...



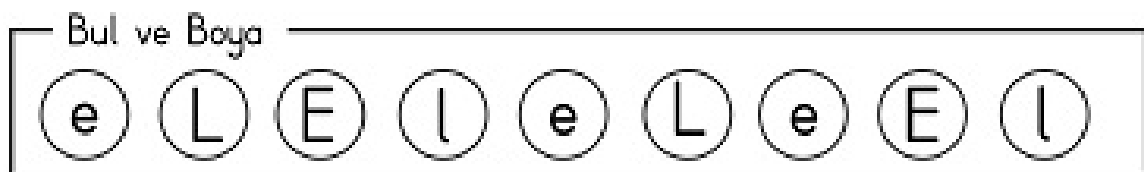
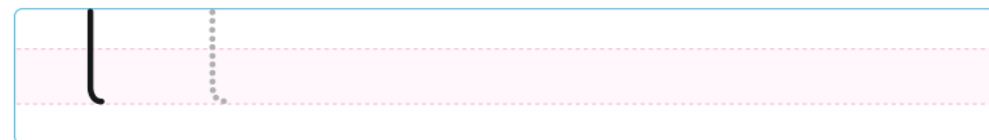
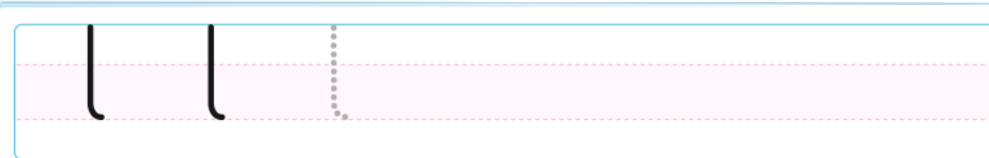
ka ... e



çi ... ek



Varlığın adını söyleyin. "l" harfini yazın.





Varlıkların adlarını söyleyelim. "L, l" harfini yazalım.



L L L L



L l



L l



L l



L l



L l



L l





Handwriting practice line for the letter 'L' (L - l).



Handwriting practice line for the letter 'L' (L - l).



Handwriting practice line for the letter 'L' (L - l).



Handwriting practice line for the letter 'L' (L - l).



Handwriting practice line for the letter 'L' (L - l).



Handwriting practice line for the letter 'L' (L - l).

Handwriting practice line for the letter 'L' (L - l).

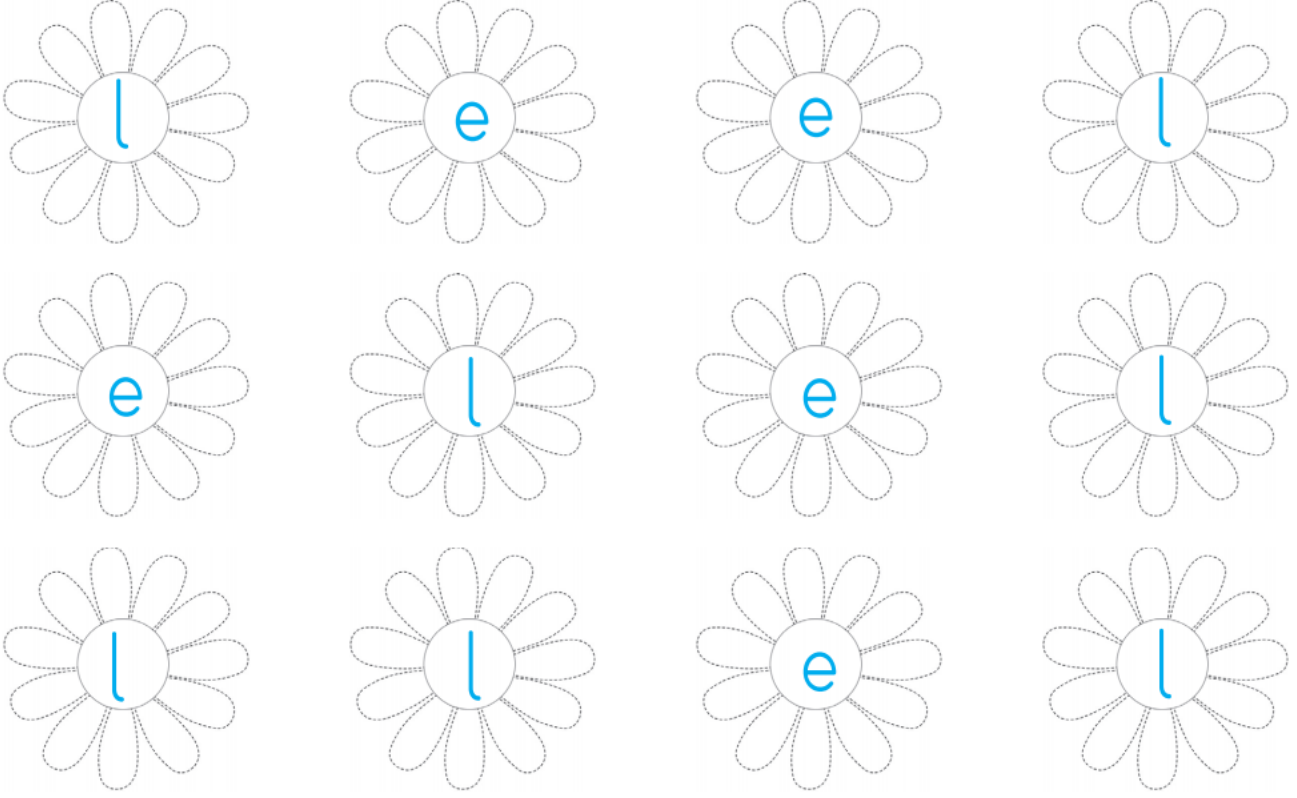
Handwriting practice line for the letter 'L' (L - l).

Handwriting practice line for the letter 'L' (L - l).

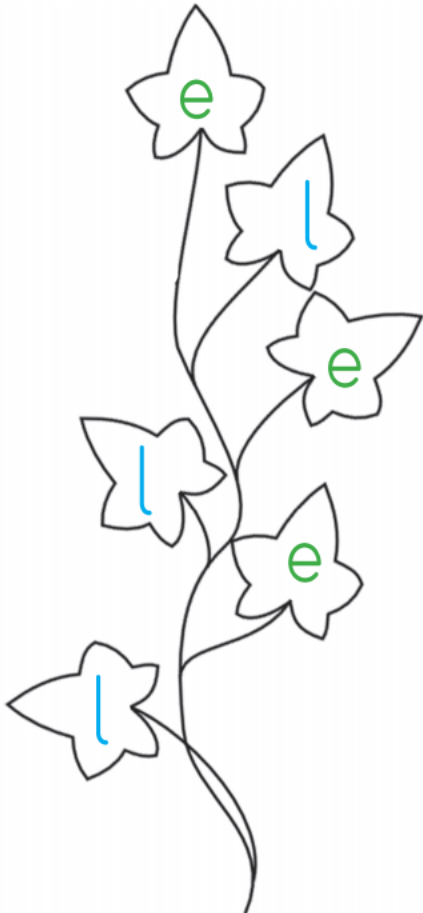
Handwriting practice line for the letter 'L' (L - l).

Handwriting practice line for the letter 'L' (L - l).

Aşağıdaki papatyaların üzerinde yazılı olan “e” sesini sarıya, “l” sesini kırmızıya boyayalım.

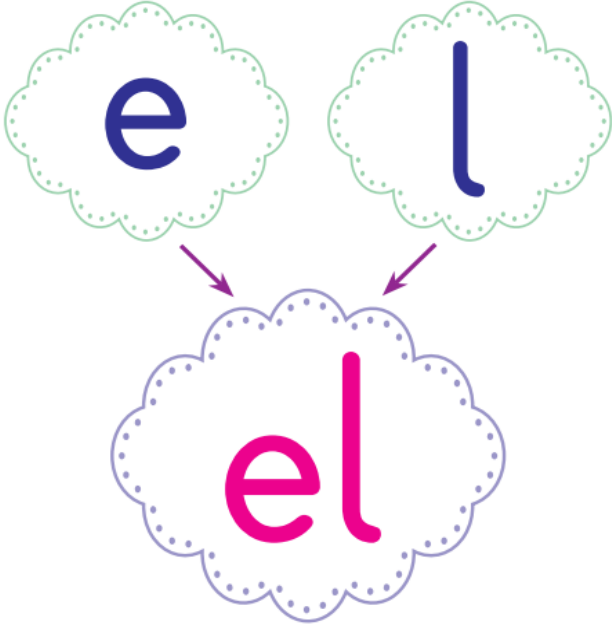


Sesleri okuyup yazalım. Yaprakları boyayalım.



e	
l	
e	
l	
e	
l	

Aşağıdaki sesleri ve oluşturulan kelimeyi okuyalım. Yazma çalışmasını yapalım.



el el el

el el el

el el el

el el el el el el

el el el el el el

el el el

el el el

el el el



Aşağıdaki kelimeyi okuyalım. Satırları tamamlayalım.



EL

EL EL EL

EL EL

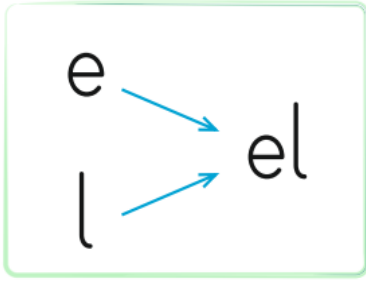
el el

el el


EL EL

el el

EL EL




1. "el" hecesi taşıyan arıları sarıya boyayın.

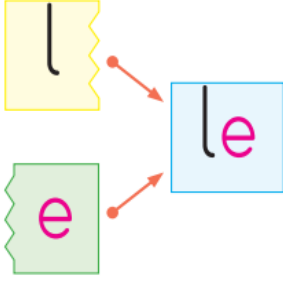


1. Harfleri birleştirerek hece oluşturun, yazın.



"e" ve "l" seslerini birleştirelim. "el" hecesini yazalım.





le le

le

le le le

le

le

le

le le le le le

le le le le le le le

le le le le le le le

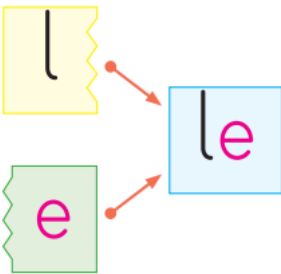

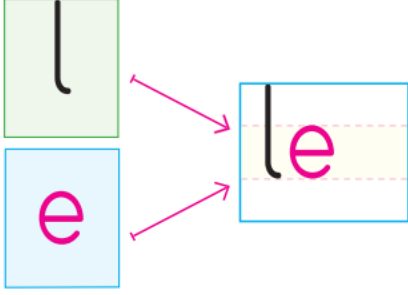
le le le le le le le le le

le le le le le le le le le

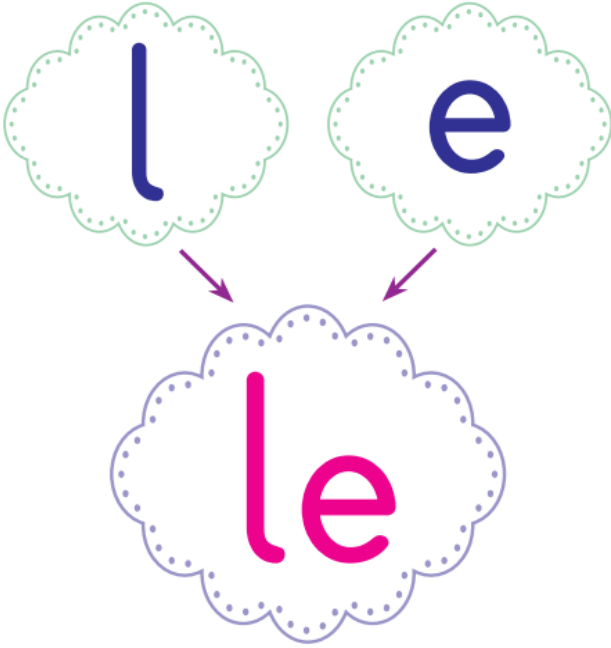
le

le

Okuyup yazalım.



Aşağıda oluşturulan heceyi okuyalım. Yazalım.



le le le

le le le

le le le

le le

le le

le le

le le

le le

Aşağıda oluşturulan kelimeyi okuyalım, yazalım.

e

le



ele



ele ele

ele ele

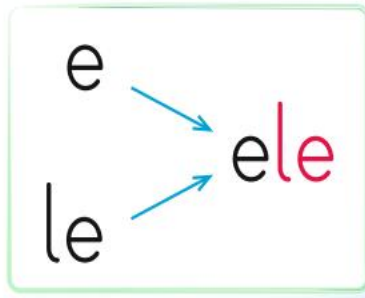
ele ele



ele ele

ele ele

ele ele



ele ele ele

ele ele

ele

ele

Okuyun.

El ele.

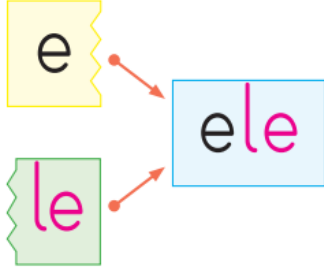
El ele el ele.

El ele ele.





Okuyalım, yazalım.



ele ele

ele

ele ele ele

ele

ele

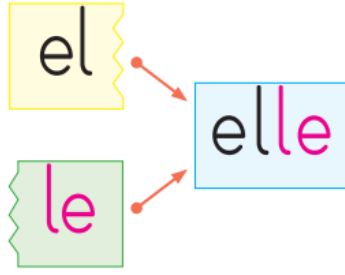

! Heceleri birleştirerek sözcük oluşturun, yazın.

e le
ele ele

ele ele

ele

ele ele ele ele ele ele



elle elle

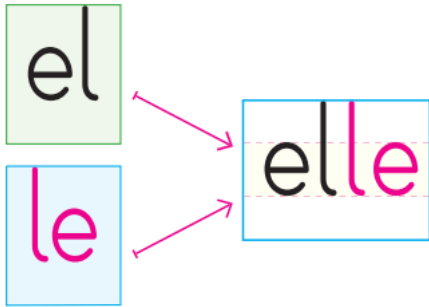
elle

elle elle

elle

elle

elle



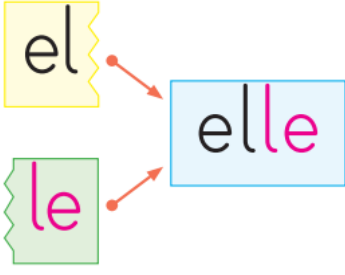
elle elle

elle

elle

elle

elle

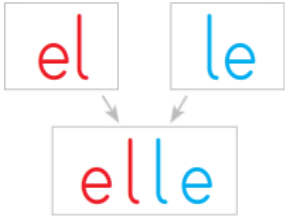


elle elle

elle



elle



elle

elle

elle



ELLE

El ele, el ele.

El ele elle.

Elle, elle elle,

elle



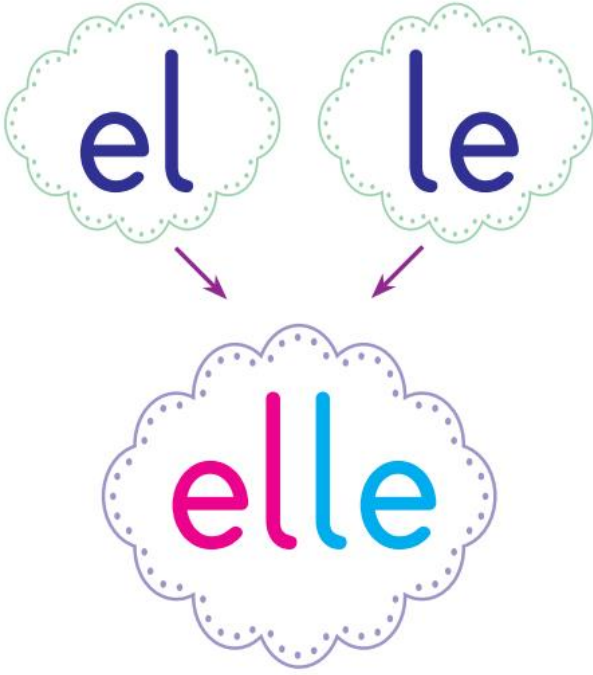
elle

elle

elle

elle

Aşağıda oluşturulan kelimeyi okuyalım. Yazalım.



elle elle

elle elle

elle elle

elle elle

elle elle

elle

elle

elle



Aşağıdaki kelimeyi okuyalım, yazalım.

elle

elle elle elle elle

elle

elle elle

elle

elle

Aşağıdaki metni 5 defa okuyalım.

Elle

El el el.

Le le le.

Elle elle elle.

El ele. El ele.

Elle elle elle.



1. Heceleri birleştirerek sözcük oluşturun, yazın.

el le
elle elle

el le
elle



elle elle elle

elle elle

elle

elle

2. Okuyun.

● Elle elle.

■ El ele elle.

▲ Elle elle elle.





El ele, El ele, El ele,

El ele, El ele, El ele,

El ele, El ele, El ele,

El ele, El ele, El ele,

El ele, El ele, El ele,

El ele, El ele, El ele,

El ele, El ele, El ele,

El ele,

Metni yanda verilen alana yazınız.

El Ele

E e el

L l le

el el el

ele ele ele

El ele



Okuyalım, yazalım.

El ele, el ele, el.

Handwriting practice line with a dashed midline and a solid baseline.



Ele, el ele  ele.

Handwriting practice line with a dashed midline and a solid baseline, featuring a small illustration of a bag of flour.



Elle, elle  elle.

Handwriting practice line with a dashed midline and a solid baseline, featuring a small illustration of a dog.



El ele,  elle.




Handwriting practice line with a dashed midline and a solid baseline, featuring a small illustration of a goat.



Adının sonunda "l" sesi olan varlıkları işaretleyelim.



1 Adında birden çok “l” sesi olan varlıkları işaretleyelim.



2 “El ele” kelimelerini yazalım.

3 “Elle” kelimesini yazalım.

4 “L, l” harflerini bulup boyayalım.

K	a	l	e	m
---	---	---	---	---

L	a	l	e
---	---	---	---

L	e	y	l	e	k
---	---	---	---	---	---

K	e	l	i	m	e
---	---	---	---	---	---

K	a	l	e
---	---	---	---

B	a	l	o	n
---	---	---	---	---

K	e	l	e	b	e	k
---	---	---	---	---	---	---

E	l	d	i	v	e	n
---	---	---	---	---	---	---

E	l	m	a
---	---	---	---

E	l	e	k
---	---	---	---

T	e	k	e	r	l	e	k
---	---	---	---	---	---	---	---

Okuyup yazalım.

El ele, el ele.

El ele  elle.



Elle, elle  elle.





  le  ele.

Okuyup yazalım.

EL ELE

 ,  el ele.

 , 

Ele ele  ele.




El ele, el ele.

Elle, elle  elle.



 elle,  elle.



Okuyalım, yazalım.

El ele,



el ele.

Handwriting practice line with a dashed middle line and a solid bottom line. A small illustration of two girls is placed on the line.



Ele, ele



ele.

Handwriting practice line with a dashed middle line and a solid bottom line. A small illustration of a bag of flour is placed on the line.



Elle



elle,



elle.

Handwriting practice line with a dashed middle line and a solid bottom line. A small illustration of a girl planting a flower and a small pot with a flower are placed on the line.



El ele,





elle.

Handwriting practice line with a dashed middle line and a solid bottom line. A small illustration of a red apple is placed on the line.



Adı "L" sesi ile başlayan varlıkları işaretleyelim.





Metni okuyalım, yazalım.



EL ELE

El ele, el ele



el ele.

El ele,  elle.

Elle, elle  elle.

Aşağıdaki ifadeleri okuyalım, yazalım.

el

el el

El

El El

le

le le

Le

Le Le

ele

ele

Ele

Ele

elle

elle

Elle

Elle

el ele

el
ele → el ele



el
ele → el ele

el ele el ele

el ele el ele

el ele

el ele

el ele

el ele

el ele

el ele

Okuyun.

El ele.

El ele el ele.

Ele ele.

El ele el ele.

