İLKOKUL

# İNGİLİZCE

## DERS KİTABI

## 2. SINIF

BİLİM VE KÜLTÜR YAYINLARI

# İLKOKUL

# İNGİLİZCE

# 2. SINIF

## Ders Kitabı

Ferahnaz TAN

Millî Eğitim Bakanlığı Talim ve Terbiye Kurulu Başkanlığının 28.05.2018 tarihli ve 78 sayılı kararıyla 2018 - 2019 öğretim yılından itibaren 5 (beş) yıl süreyle ders kitabı olarak kabul edilmiştir.

**BİLİM VE KÜLTÜR YAYINLARI LİMİTET ŞİRKETİ**
Ankara - Polatlı Kara Yolu 52. km
Gazi Mah. Özgün Cad. No.: 4 Sincan / ANKARA
tel.: (312) 645 19 10 (pbx) belgeç: (312) 645 19 19

Her hakkı saklıdır ve **Bilim ve Kültür Yayınları Limitet Şirketi**ne aittir. İçindeki şekil, yazı, resim ve grafikler yayınevinin izni olmadan alınamaz; fotokopi, teksir, film şeklinde ve başka hiçbir şekilde çoğaltılamaz, basılamaz ve yayımlanamaz.

*Görsel Tasarım*
Kasım Gündoğan

*ISBN*

978-605-267-100-9

Yayıncı Sertifika No.: 44325

*Baskı, Cilt*

ÖZGÜN MATBAACILIK SAN. VE TİC. AŞ
Ankara - Polatlı Kara Yolu 52. km
Gazi Mah. Özgün Cad. No.: 4 Sincan / ANKARA
tel.: (312) 645 19 10 (pbx) belgeç: (312) 645 19 19

Matbaa Sertifika No.: 44327

Ankara, 2019

## İSTİKLÂL MARŞI

Korkma, sönmez bu şafaklarda yüzen al sancak;
Sönmeden yurdumun üstünde tüten en son ocak.
O benim milletimin yıldızıdır, parlayacak;
O benimdir, o benim milletimindir ancak.

Çatma, kurban olayım, çehreni ey nazlı hilâl!
Kahraman ırkıma bir gül! Ne bu şiddet, bu celâl?
Sana olmaz dökülen kanlarımız sonra helâl.
Hakkıdır Hakk'a tapan milletimin istiklâl.

**Mehmet Âkif Ersoy**

ANDIMIZ

Türküm, doğruyum, çalışkanım.

İlkem küçüklerimi korumak, büyüklerimi saymak; yurdumu, milletimi özümden çok sevmektir.
Ülküm yükselmek, ileri gitmektir.

Ey Büyük Atatürk!

Açtığın yolda, gösterdiğin hedefe durmadan yürüyeceğime ant içerim.

Varlığım Türk varlığına armağan olsun.

Ne mutlu Türküm diyene!



MUSTAFA KEMAL ATATÜRK

# CONTENTS


1 WORDS ..... 7
Workbook ..... 15
2 FRIENDS ..... 19
Workbook ..... 27
3 IN THE CLASSROOM ..... 33
Workbook ..... 41
4 NUMBERS ..... 47
Workbook ..... 55
5 COLOURS ..... 61
Workbook ..... 69
CHECK UP! ..... 75
POP QUIZ! ..... 78
6 AT THE PLAYGROUND ..... 79
Workbook ..... 87
7 BODY PARTS ..... 93
Workbook ..... 101
8 PETS ..... 107
Workbook ..... 115
9 FRUIT ..... 121
Workbook ..... 129
10 ANIMALS ..... 135
Workbook ..... 143
CHECK UP! ..... 149
POP QUIZ! ..... 152
GLOSSARY ..... 153
ANSWER KEY ..... 157
BIBLIOGRAPHY ..... 165
CUT AND STICK PICTURES ..... 166

# Unit 1
# WORDS

- Telling people what we know

## 1 Sing the song. Track 1

**2** Listen, point at the pictures and repeat. Track 2

milkshake
cake
yoghurt
biscuit
coffee
pizza
sandwich
salad

**3** Sing the chant. Track 3

**4** Point at the pictures and say.

1.

2.

3.

4.

**5** Listen, point at the pictures and repeat. Then, sing the chant. Track 4

chimpanzee
kangaroo
cheetah
zebra
gorilla
panda

**6** Sing the chant. Track 5

**7** Listen and tick (✔). Track 6

1.
2.
3. 
4.

**8** Listen, point at the pictures and repeat. Track 7




**9** Sing the chant. Track 8

**10** Match.

| | |
|---|---|
| 1. | 2. |
| 3. | 4. |

a. football ☐

b. hockey. ☐

c. tennis ☐

d. volleyball ☐

e. basketball ☐

## 11 Listen and tick (✔).

Track 9



## 12 Say and circle the odd one out.

1.



2.

## 13 Listen and draw lines. Track 10



## 14 Say and draw. Then, colour.

1.

2.

## 15 Make a picture dictionary. Use the English words you know.



**1** Join the dots. Then, colour.

## 2 Circle the words beginning with c and s.



## 3 Complete.

1.

_ _ l _ v _ _ i _ _

2.

_ al _ o _ _

3.

_ u _ o

4. 

k _ _ g _ r _ _

## 4 Match the pictures with the words in the puzzle.

| | | | | | | | | |
|---|---|---|---|---|---|---|---|---|
| | | | z | | | | | |
| | c | a | k | e | | p | | |
| | | | b | | | a | | |
| | | | r | | | n | | b |
| | s | a | n | d | w | i | c | h |
| | | | | | | a | | s |
| | | | | | | | | c |
| | | | | | | | | u |
| | | | | | | | | i |
| | f | o | o | t | b | a | l | l |

a.

b.

c.

d.

e.

f.

## 5 Match.

1.

park

university

2.

tennis

football

3.

gorilla

kangaroo

4.



train

ambulance

## 6 Colour the stars.

I can say . . .



# Unit 2
# FRIENDS

- Asking someone's name
- Greeting and meeting people

## 1 Listen and follow. Track 11




## 2 Listen and tick (✓). Track 12

## 3 Listen and follow. Track 13







## 4 Listen and act out the dialogue. Track 14

## 5 Sing the song. Track 15

## 6 Introduce yourself and your friend to the class.

Hello. I am Ayşe.
This is Hasan.

Hi!

## 7 Listen and repeat. Track 16




## 8 Listen and tick (✓). Track 17

## 9 Match the words with the pictures and write.

morning

night

afternoon



Good ..... . Good ..... . Good ..... .

Now, act out the following dialogue.

## 10 Listen and play the game. Track 18



## 11 Read and draw.

Good morning.

Good afternoon.

Good night.

## 12 Make a badge.

Now, make your own badge.

## 13 Make a poster about greetings.

## 1 Complete.

1.

M _ n _ m _
_ s Lily.

2.

I a _ Jay.

4.

_ y _ am _
i _ Adam.

5.

_ _ m Sophie.

**2** Draw your picture. Then, write.

My name is ..... .

## 3 Circle the correct names and write.

1.

2.




3.

4.




Now, draw your best friend and write.



## 4 Find the words.

hello

how

fine

thank

thanks

great

you

| | | | | | | | |
|---|---|---|---|---|---|---|---|
| c | f | h | e | l | l | o | t |
| t | n | p | t | h | a | n | k |
| h | u | f | s | c | h | o | w |
| a | d | i | y | o | f | j | e |
| n | r | n | g | k | d | x | y |
| k | l | e | z | t | w | g | o |
| s | q | x | m | x | t | a | u |
| k | h | g | r | e | a | t | l |

Now, use the words and make sentences.

Jay: Hello, ..... are .....?

Lily: I'm ....., ..... . You?

Jay: I'm ..... ..... you.

## 5 Cut and stick 1 (Page 167).

1.



2.

3.

4.

## 6 Ask and write.

| Girls | Boys |
| --- | --- |
| • ..... | • ..... |
| • ..... | • ..... |
| • ..... | • ..... |
| • ..... | • ..... |

## 7 Match.

I can say . . .



# Unit 3

## IN THE CLASSROOM

- Expressing and responding to thanks
- Giving and responsing to simple instructions
- Asking for clarification
- Giving simple directions

## 1 Listen and follow. Track 19



## 2 Match. Then, act it out.

1.

2.



3.

Close the window. Stand up! Turn right!

Open the door. Sit down! Turn left!

4.

5.



6.

## 3 Listen and follow. Track 20




Now, act out the dialogue.

## 4 Match.

| | |
|---|---|
| 1. Excuse | a. sorry. |
| 2. I'm | b. welcome. |
| 3. You are | c. me. |

## 5 Listen, point at the pictures and repeat. Track 21




## 6 Listen and tick (✓). Track 22

a.

b.

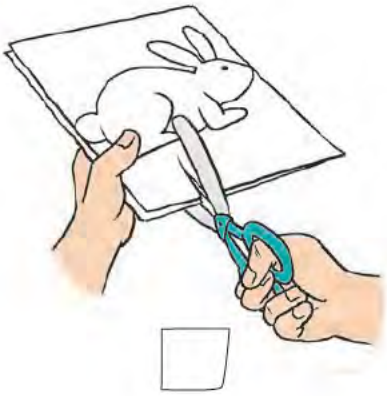

c.



d.



## 7 Sing the song. Track 23

## 8 Listen and tick(✓). Track 24



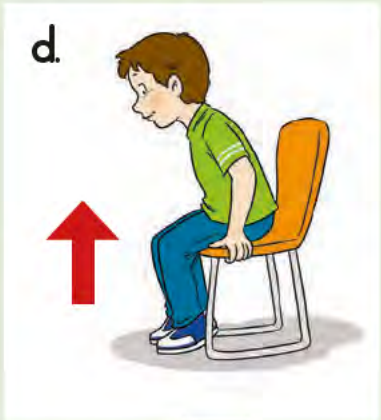

## 9 Play a game.




## 10 Look and draw.

Sit down.

Stand up.

## 11 Prepare a picture dictionary.

## 1 Match.







- Sit down! ☐
- Stand up! ☐
- Close your book! ☐
- Open the window! ☐



## 2 Match and write.

picture door down up

1. Sit ..... .

2. Stand ..... .

3. Open the ..... .

4. Colour the ..... .

## 3 Tick (✓) the correct picture.

1. Open the door.

a.

b.

2. Stand up.

a. 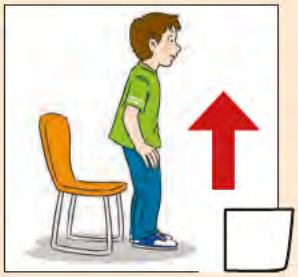

b. 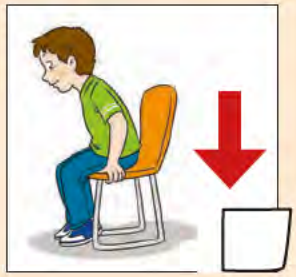

3. Turn left.

a.

b.

4. Close the window.

a.

b.

## 4 Say and match.

a. cut

b. draw

c. colour

d. turn

1.

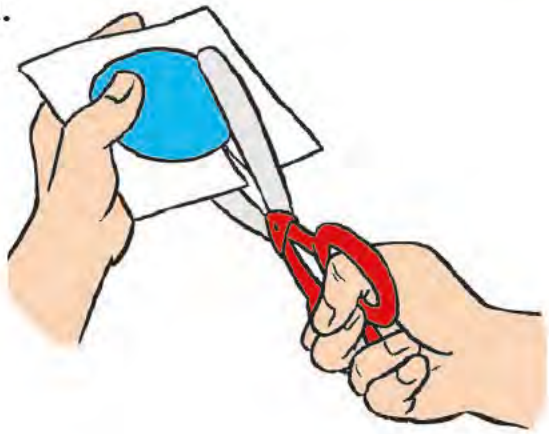

.....

2.

.....

3.

.....

4.



.....

## 5 Cut and stick 2 (167).

Draw.

Colour.

Cut.

Hello!

Say "Hello!".

## 6 Find these words and circle.

| | | | | | | |
|---|---|---|---|---|---|---|
| s | t | a | n | d | j | i |
| k | p | o | k | c | u | t |
| d | q | b | h | g | x | c |
| r | o | p | e | n | s | l |
| a | k | c | s | r | i | o |
| w | t | u | r | n | t | s |
| e | f | n | t | w | e | e |

- close
- open
- stand
- sit
- draw
- cut
- turn

## 7 Colour the stars.

I can say . . .



# Unit 4
# NUMBERS

- Expressing quantity
- Making simple inquiries
- Naming classroom objects
- Naming numbers

**1** Listen and repeat. Track 25

**2** Sing the song. Track 26

**3** Listen, count and tick (✓) the correct number. Track 27

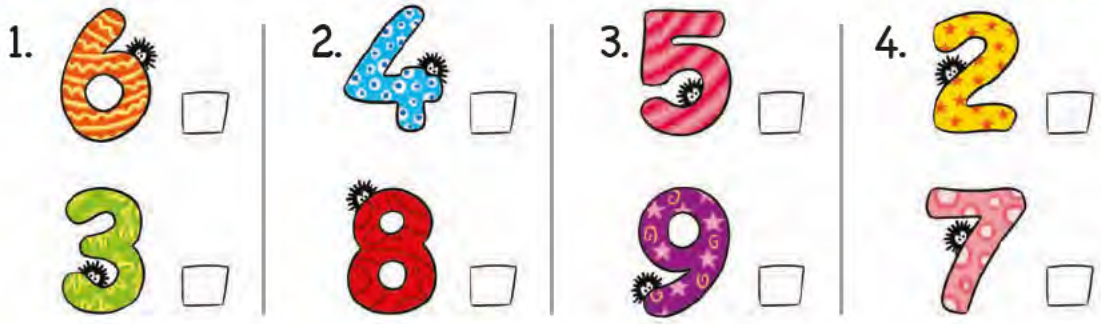

## 4 Listen and follow. Track 28



## 5 Sing the song. Track 29

## 6 Listen and write the ages. Track 30




Meltem Tom Maria

## 7 Handcraft. Make a number mobile and say the numbers.

1.

2.

Draw.

3.

Cut.

4.

Write.

5.

Tie.

6.

## 8 Listen, point at the pictures and repeat. Track 31






## 9 Listen and follow. Track 32




Now, act out the dialogue.

## 10 Listen and number. Track 33

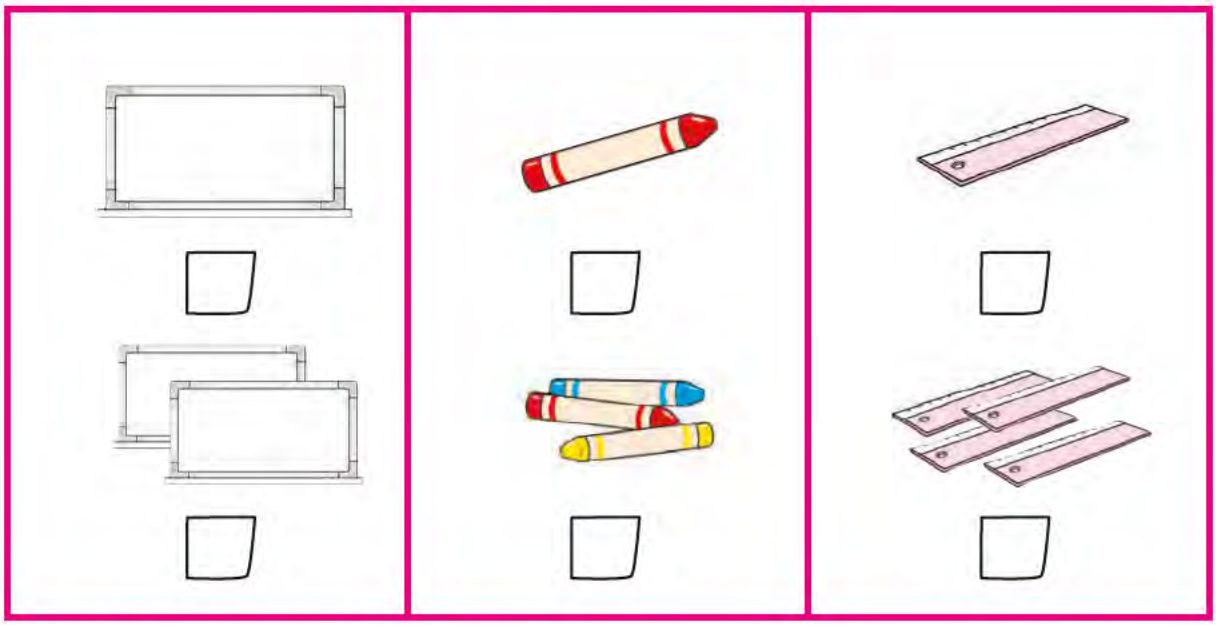

## 11 Ask and answer.

How many pencils are there?

**12** Point at the pictures and say.




1.

2.

3.

4.

5.

6.

**13** Look at the example and prepare a puzzle about numbers with your friend.



## 1 Complete.

1.

o _ _

2.

_ w _

3.

_ h _ e _

4.

_ o _ r

5.

f _ v _

## 2 Count and circle the correct number.

1.

| | |
|---|---|
| 6 | 2 |

2.

| | |
|---|---|
| 8 | 10 |

3.

| | |
|---|---|
| 3 | 4 |

4.

| | |
|---|---|
| 5 | 1 |

5. 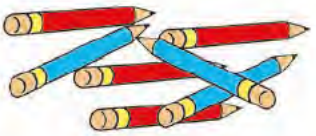

| | |
|---|---|
| 9 | 7 |

## 3 Draw the numbers.

How old are you?

1.

2.

3.

Now, write.

1.

I'm ..... .

2.

I'm ..... .

3.

I'm ..... .

## 4 Match.

pencil
crayon
ruler
pencil case
book
table

## 5 Find the numbers.

| | | | | | | | | |
|---|---|---|---|---|---|---|---|---|
| e | i | g | h | t | a | r | b | d |
| x | u | s | w | o | n | i | n | e |
| g | f | i | v | u | n | k | q | j |
| i | c | x | c | l | t | b | r | d |
| t | h | r | e | e | w | m | t | i |
| n | w | z | h | m | o | v | e | s |
| f | o | u | r | g | t | l | n | o |
| j | p | s | e | v | e | n | f | n |
| a | h | k | f | i | v | e | s | e |

## 6 Read, count and draw.

1. 4 (board)

2. 3 (table)

3. 5 (ruler)

4. 2 (desk)

5. 6 (book)

## 7 Answer. Then, colour the picture.

How old are you, Lily?

..... .

## 8 Join the dots. Then, colour.

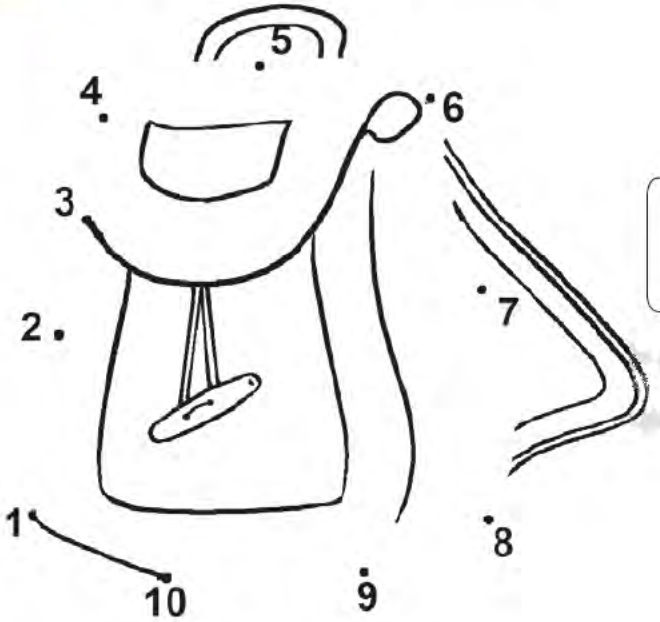


It's a

..... .

## 9 Cut and stick 3. Then, colour. (Page 169)

| | |
|---|---|
| 1.<br><br>three crayons | 2.<br><br>four pencils |
| 3.<br><br>one board | 4.<br><br>two school bags |

## 10 Answer.

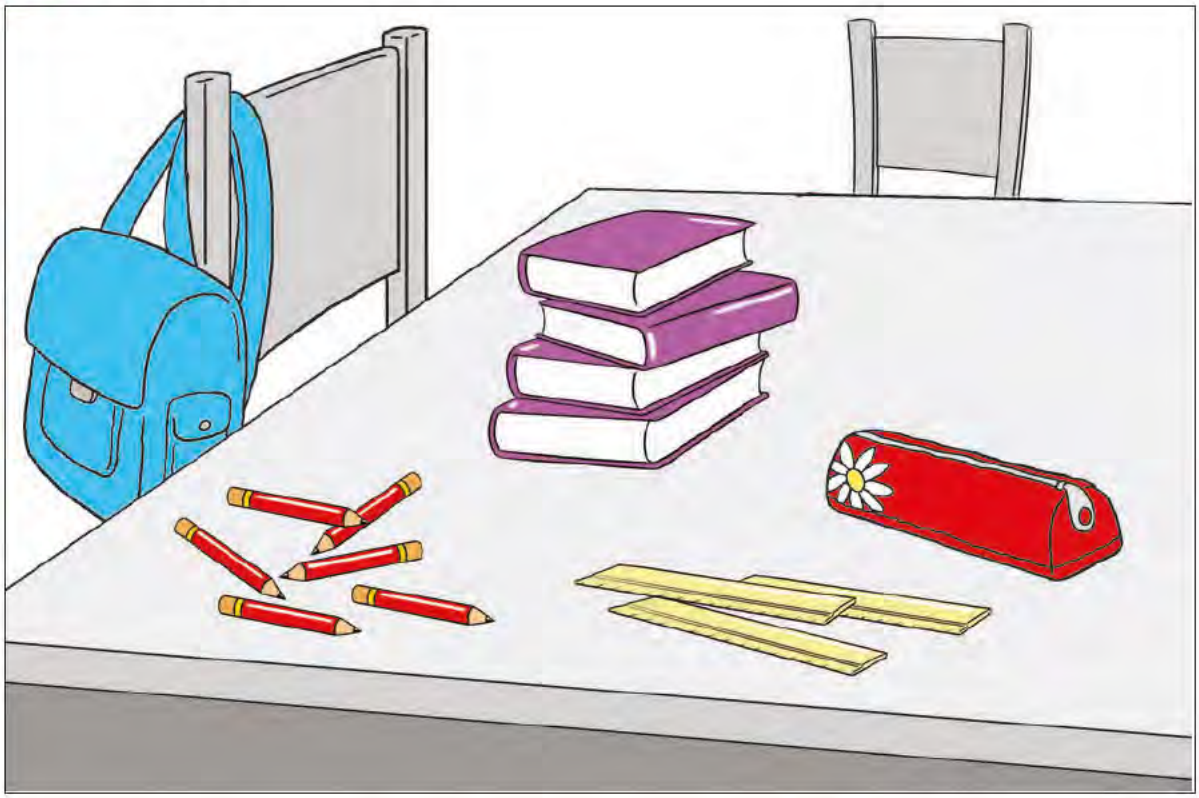

- How many rulers? .....
- How many school bags? .....
- How many pencils? .....
- How many chairs? .....
- How many books? .....

## 11 Colour the stars.

I can say . . .



# Unit 5
# COLOURS



- Expressing likes and dislikes
- Making simple inquiries
- Naming colours
- Expressing quantity

## 1 Listen and repeat. Track 34

green
purple
orange
white
black
red
blue
yellow
pink
brown

## 2 Listen and number. Track 35

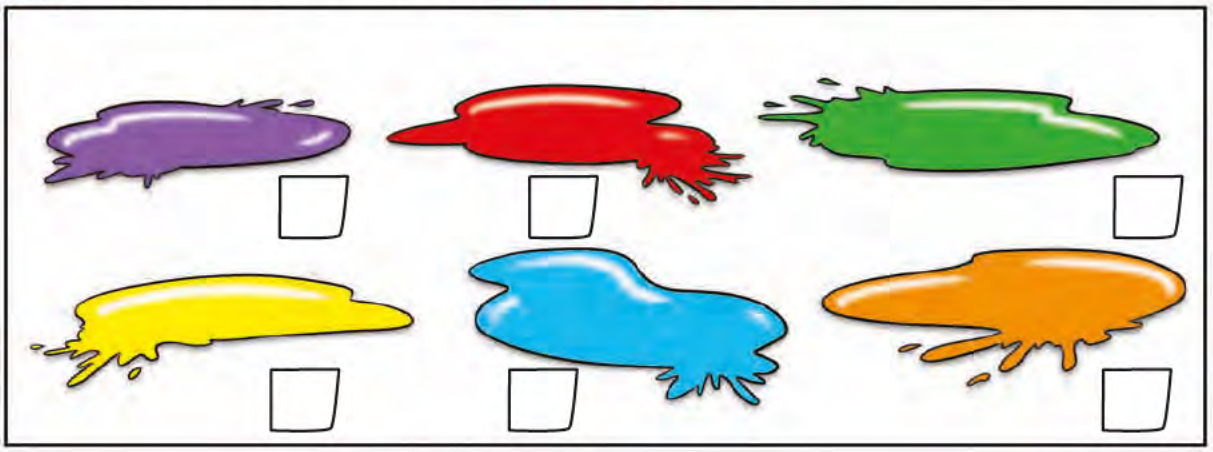

## 3 Sing the song. Track 36

## 4 Say the missing colours.



## 5 Listen and follow. Track 37




Now, draw pictures and act out the dialogue.

## 6 Point at the pictures and ask. Then, answer.



## 7 Listen and follow. Track 38

## 8 Listen and correct. Track 39




Now, work in pairs, ask and answer about your belongings.

## 9 Listen and follow. Track 40



**10** Look at the speech balloon.

1.

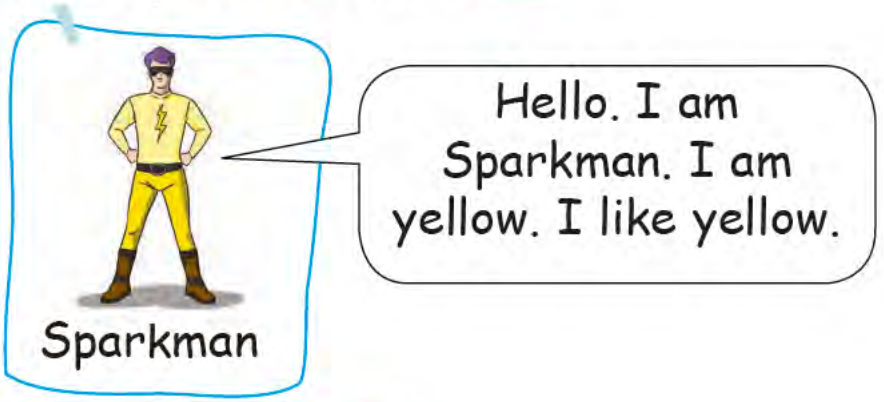


Now, act out the speech.

2.

3.

**11** Handcraft. Prepare a colour scale and say the colour you like.

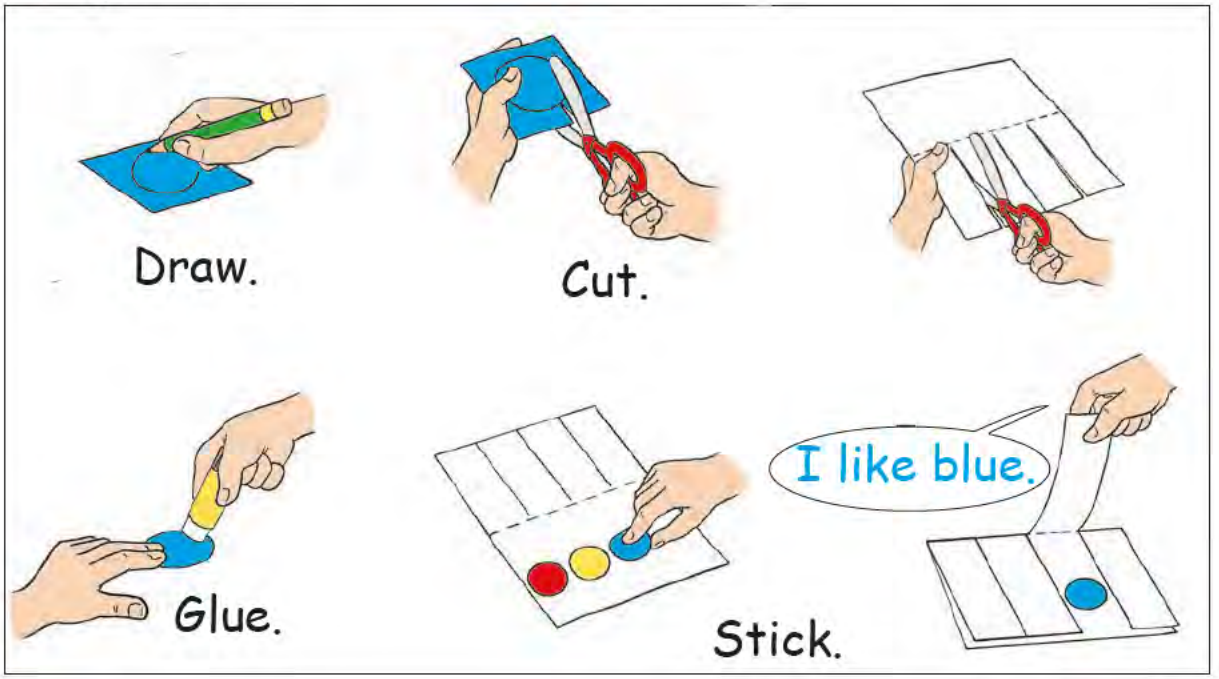

## 12 Colour the Turkish flag.

I like my flag. My flag is red and white.

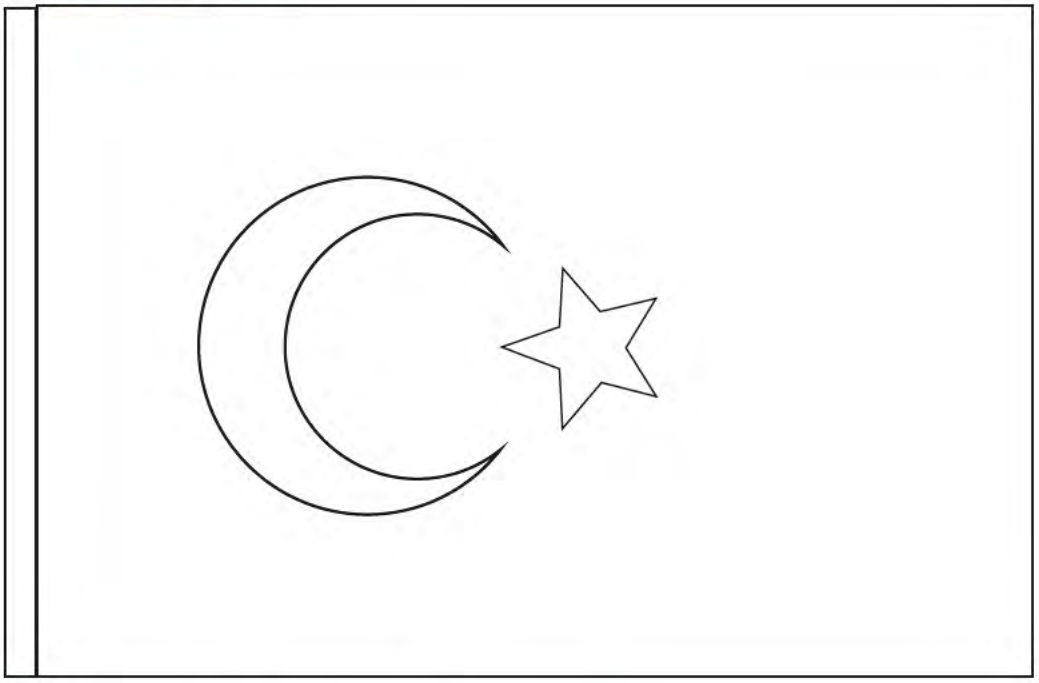

## 13 Make a picture dictionary.



## 1 Puzzle.

1.
2.
3.
4. 
5.
6.

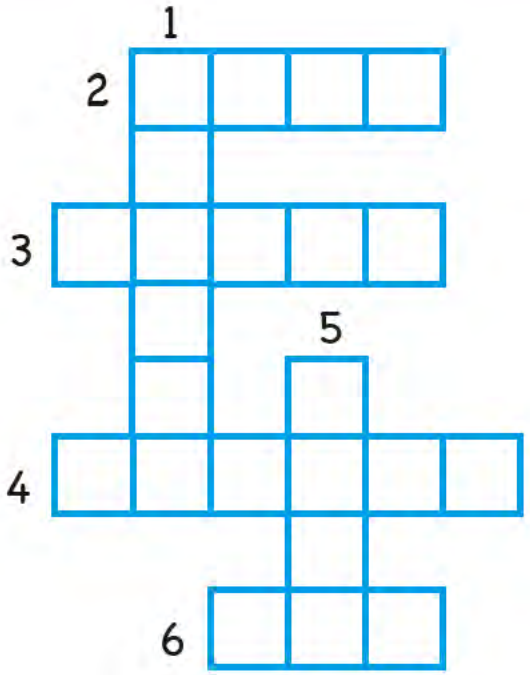


## 2 Write.

| | | | |
|---|---|---|---|
| pencil | brown | notebook | orange |
| blue | white | book | ruler |

School objects

- .....
- .....
- .....
- .....

Colours

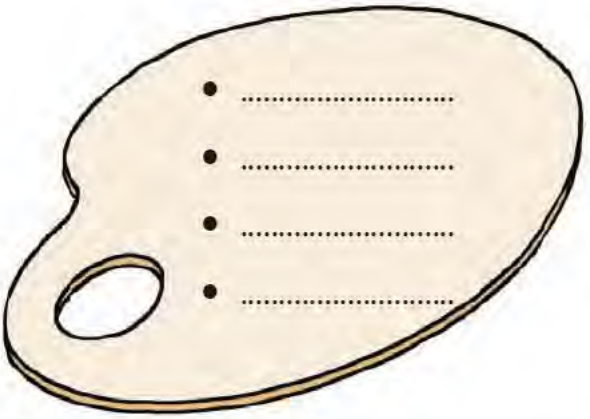

- .....
- .....
- .....
- .....

## 3 Cut and stick 4. Then, colour. (Page 169)

1.

a green balloon

2.

a red crayon

3.

a blue pencil

4.

a yellow ruler

## 4 Read and colour.

1. yellow
2. green
3. purple
4. orange
5. red
6. blue






70

## 5 Say and colour.

What colour is it?

1. 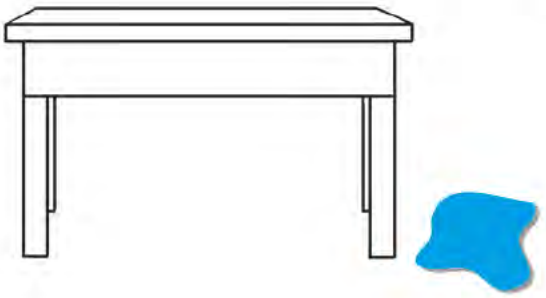

2. 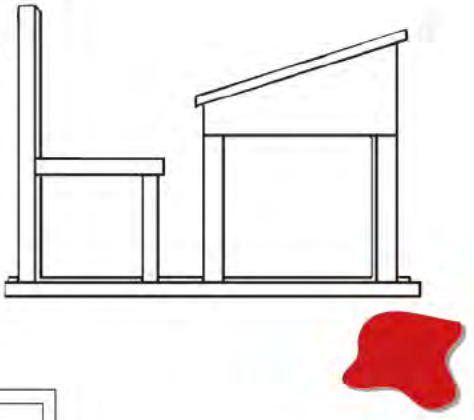

3. 

## 6 Circle the correct answer.

1. It's yellow/blue.

2. It's green/pink.

3. It's brown/black.

4. It's red/purple.

5. It's red/pink.

6. It's blue/orange.

## 7 Count and write the numbers.

1.

How many lollipops?

..... lollipops.

2.

How many cakes?

..... cakes.

3.

How many balloons?

..... balloons.

4.

How many biscuits?

..... biscuits.

## 8 Colour the pictures of the words beginning with t.



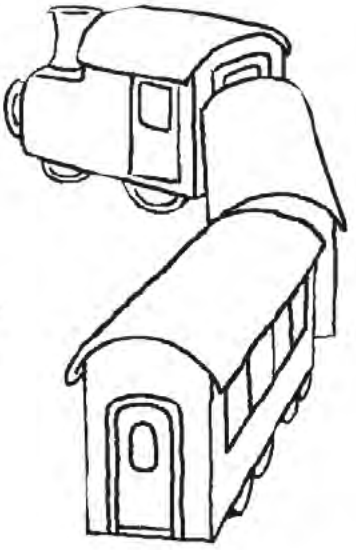

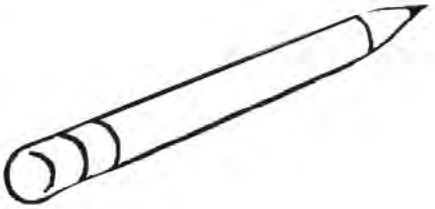

## 9 Colour.

1.

Hello. I'm Crabman.
I like red and black.

2.

Hello. I'm Thunderbolt.
I like orange and yellow.

3.

Hi. I'm Jumping Jack.
I like blue and pink.

4.

Hello. I'm Superdog. I like brown and green.

## 10 Answer.

How many red crayons are there?

1.



.....

How many blue balloons are there?

2.

.....

How many pink tables are there?

3.

.....

How many green boards are there?

4.

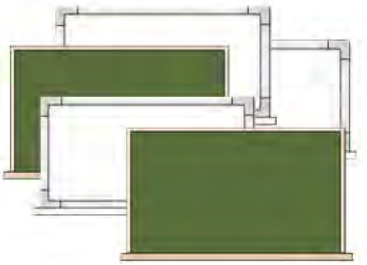

.....

## 11 Colour the stars.

I can say . . .

# CHECK UP!

## 1 Match.

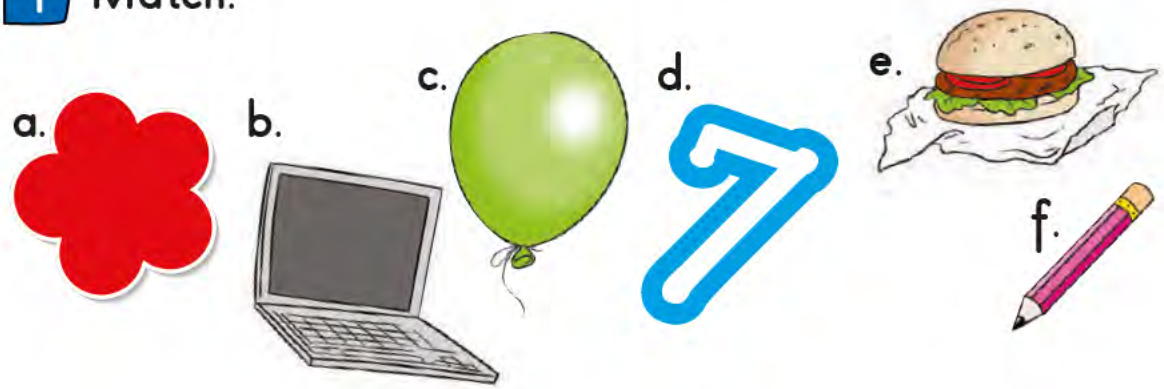


1. balloon ☐
2. laptop ☐
3. pencil ☐
4. seven ☐
5. hamburger ☐
6. red ☐

## 2 Write.

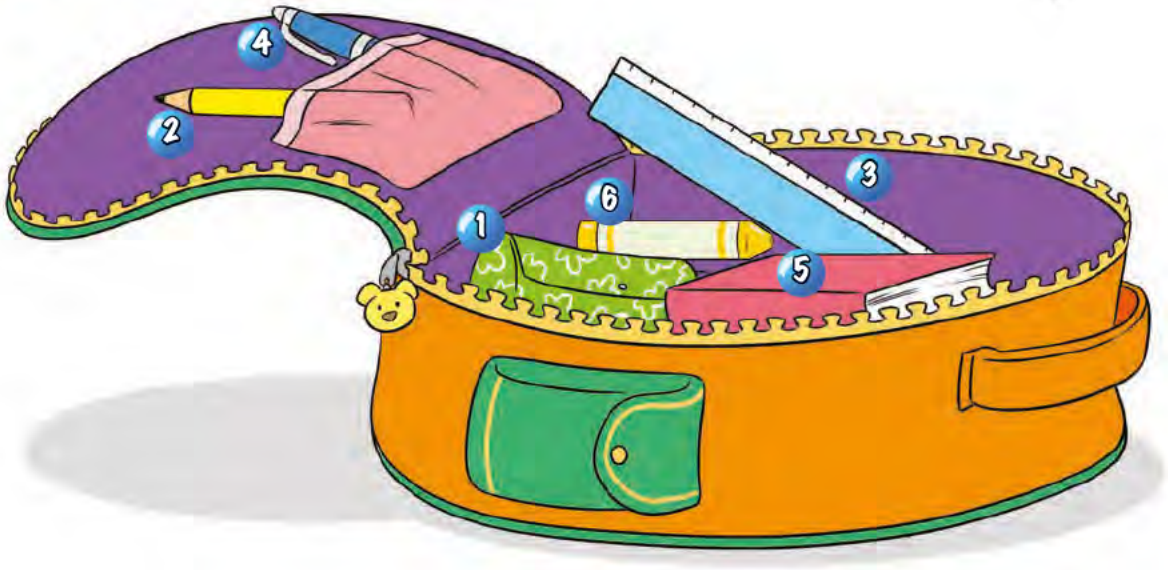


1. .....
2. .....
3. .....
4. .....
5. .....
6. .....

## 3 Count and match.

1.

2. 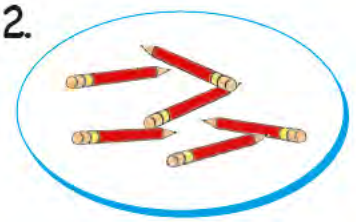

3.

4.

5.

**7 4 9 2 6**

## 4 Write.

| | |
|---|---|
| 1. | 2. |
| 3. 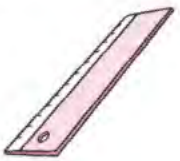 | 4. |
| 5. | 6. |

1. It's a .....

2. It's a .....

3. It's a .....

4. It's a .....

5. It's a .....

v It's a .....

## 5 Look and colour.




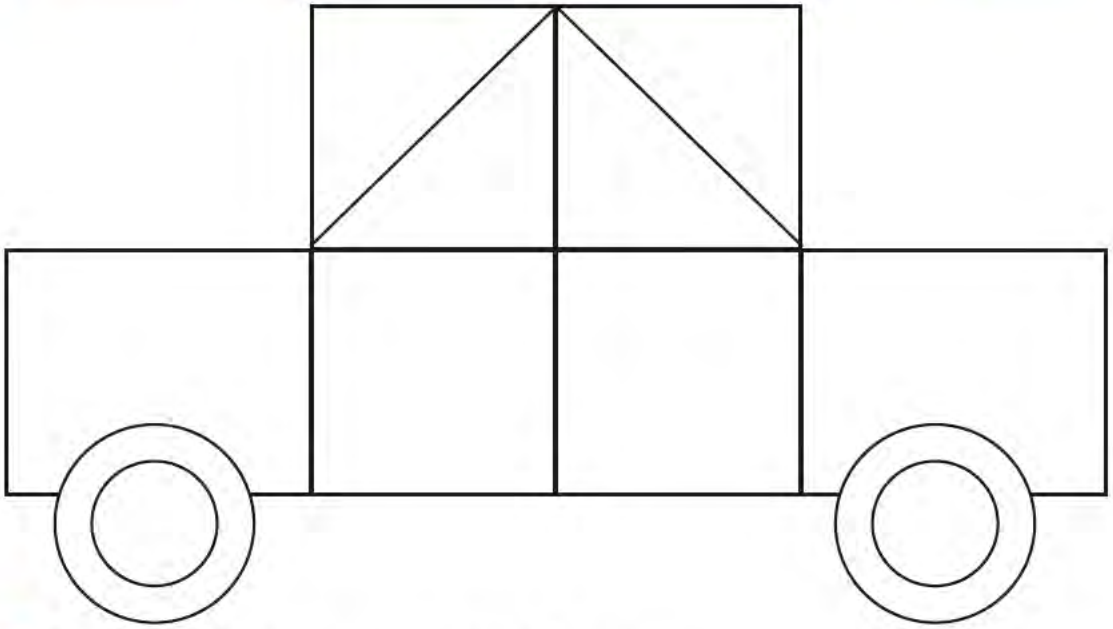

## 6 Tick (✓) the correct pictures.

How many?

1.

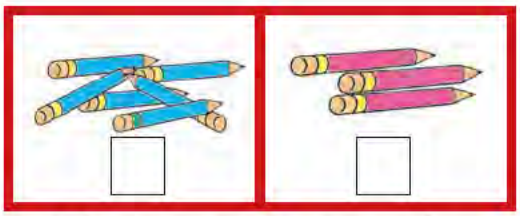

Three pink pencils.

2.

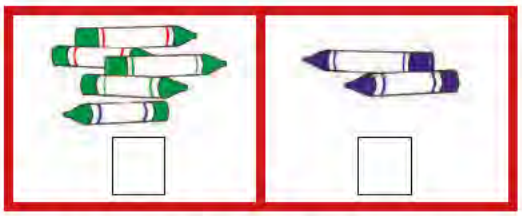

Five green crayons.

3.

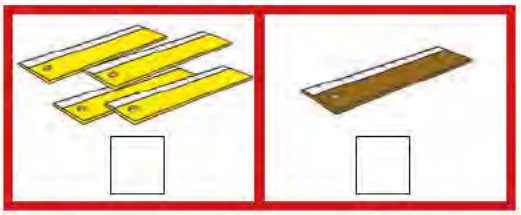

Four yellow rulers.

# POP QUIZ!

## 1 Circle the correct picture.

1. That's a board.

A.

B.

C. 

2. It's a blue crayon.

A.

B.

C.

3. That's a school bag.

A.

B.

C.


## 2 Match.

1. Sit down. ☐

2. Open the book. ☐

3. Stand up. ☐

a.

b.

c. 

# Unit 6

## AT THE PLAYGROUND

- Making simple inquiries
- Making simple suggestions

## 1 Listen and repeat. Track 41

## 2 Listen and follow. Track 42




## 3 Sing the song. Track 43

## 4 Point and say. Use Let's.

1.
2.
3.
4.
5.

## 5 Listen and number. Track 44

a.
b.
c.
d.

## 6 Match.

1.
2.
3.
4.

a. Let's kick a ball.

b. Let's dance.

c. Let's walk.

d. Let's play hide and seek.

## 7 Listen and follow. Track 45




## 8 Listen and match. Track 46

1.


2.


3.


4.


a.

b.

c.

d.

## 9 Listen and tick (✓) or cross (✗). Track 47



## 10 Ask and answer.



## 11 Ask and answer.




## 12 Look and make suggestions. Use Let's... .

## 13 Look and write Yes, I do. / No, I don't.

1. Do you sing? ..... .
2. Do you jump? ..... .
3. Do you slide? ..... .
4. Do you play basketball? ..... .
5. Do you skip rope? ..... .

## 14 Answer and draw.

| Do you run? | Do you play tennis? |
| --- | --- |
| | |

## 15 Make a poster and write the activities.



## 1 Match.

a. slide

b. ride

c. skip

d. play

e. run

f. swing

g. sing

## 2 Find and write.

| | | | | | | | |
|---|---|---|---|---|---|---|---|
| y | p | k | n | g | a | r | r |
| x | u | r | w | o | n | i | i |
| s | f | u | j | u | m | p | d |
| k | c | n | c | l | t | b | e |
| i | h | r | s | w | i | n | g |
| p | w | z | h | m | o | v | e |
| f | d | a | n | c | e | l | n |

1.
Let's .....

2.
Let's .....

3.
Let's .....

4.
Let's .....

5.
Let's .....

6.
Let's .....

## 3 Cut and stick 5. (Page 171)

1.

I ride a bike.

2.

I run.

3.

I swing.

4.

I dance.

## 4 Rearrange and write.

1.

.....

2.

.....

3.

.....

4.

.....

## 5 Draw two activities you like. Then, write.

1.

I .....

2.

I .....

## 6 Answer. Write Yes or No.

| Do you .....? | | | | |
|---|---|---|---|---|
| Me | | | | |
| My friend | | | | |

## 7 Colour the stars.

I can say . . .



# Unit 7
# BODY PARTS



- Making simple inquiries
- Talking about possessions
- Telling someone what to do

1 Listen and repeat. Track 48

hair
finger
eye
nose
ear
mouth
arm
hand
leg
knee

Now, point at your body parts and say.

2 Sing the chant. Track 49

## 3 Listen and follow. Track 50




## 4 Listen, answer and check. Track 51

## 5 Listen and follow. Then, play the game. Track 52



## 6 Listen and colour. Track 53

## 7 Say and match.

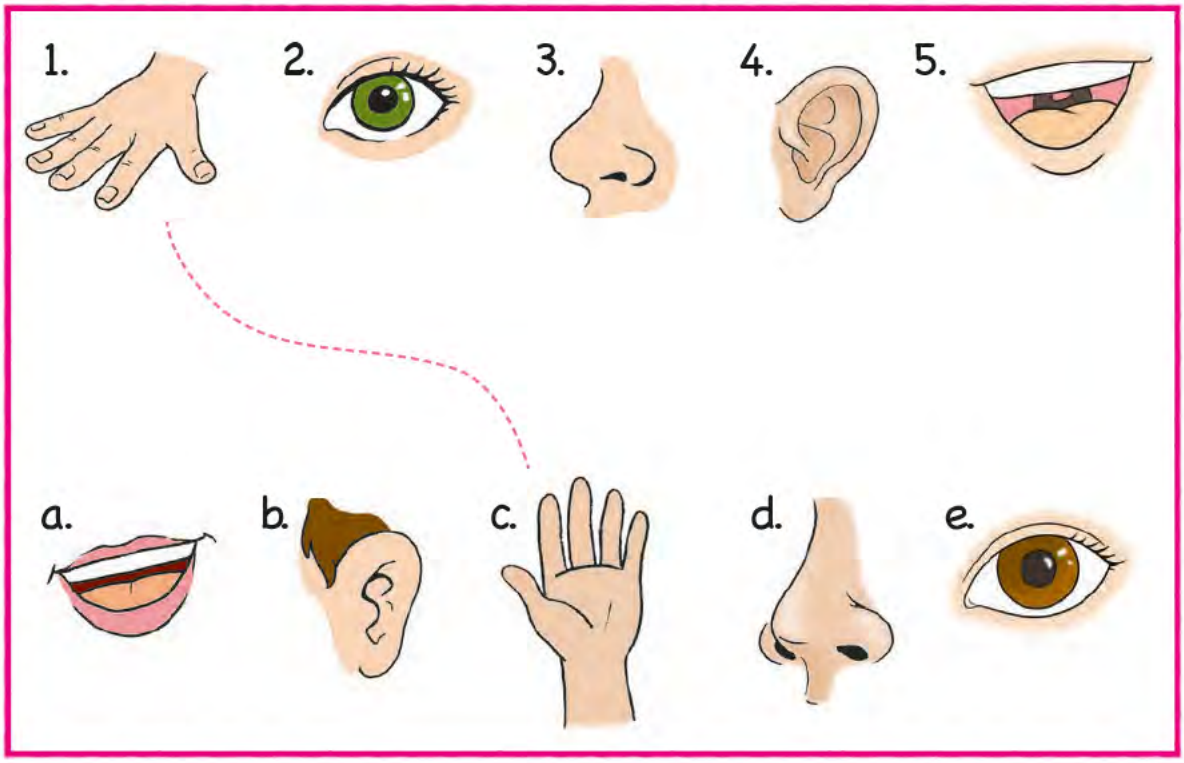

## 8 Listen and repeat. Track 54



## 9 Listen and number. Track 55



## 10 Sing the song. Track 56



## 11 Do the puzzle. Then, draw.

| A | E | G | H | L | M | N | O | R | S | T | U |
|---|---|---|---|---|---|---|---|---|---|---|---|
| | | | | | | | | | | | |

1.

2.

3.

4.

## 12 Prepare a poster and label the body parts.



## 1 Write.



## 2 Match.

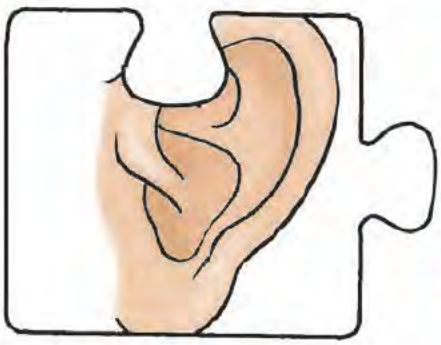

mouth



eye

nose

foot

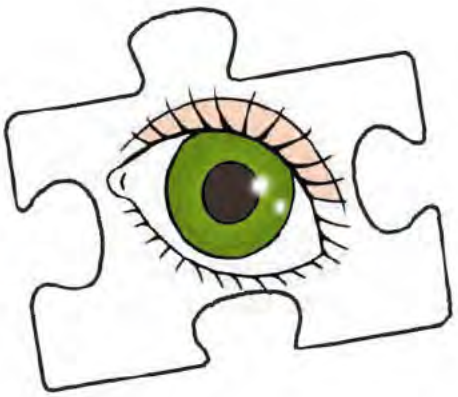

ear

hand

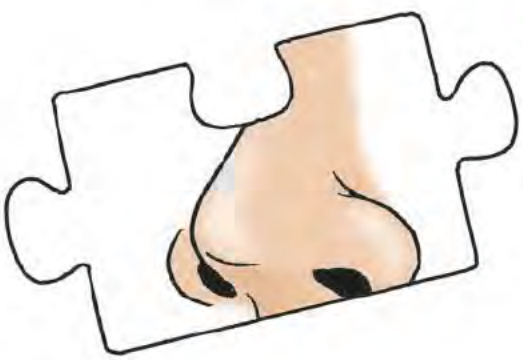

## 3 Crossword.

1.

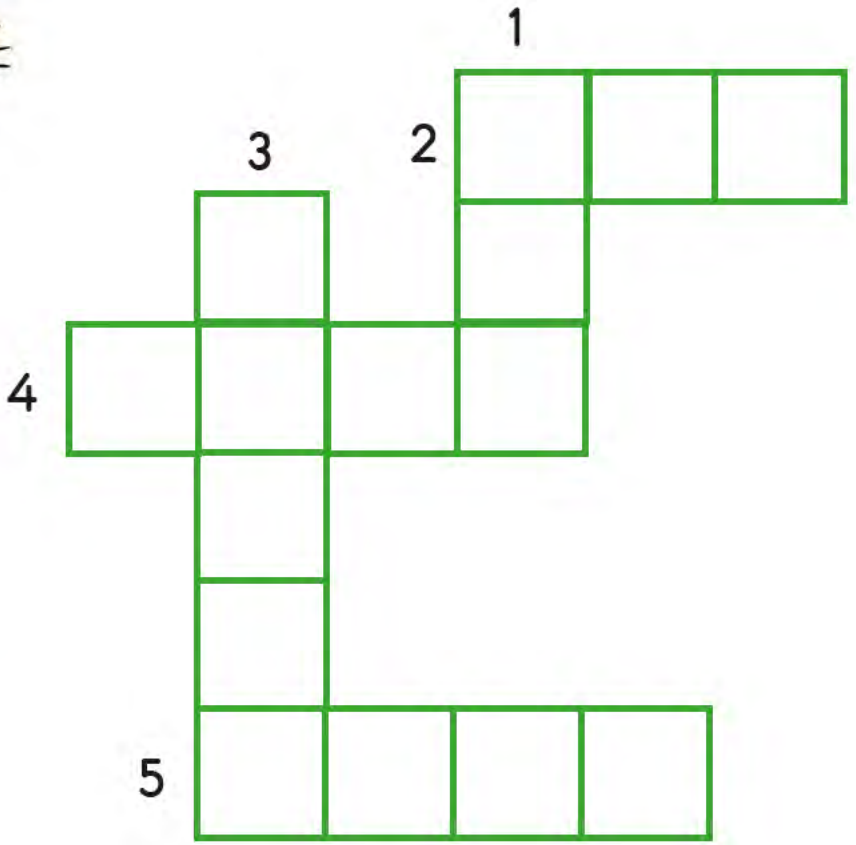


2.

3.

4.

5.

## 4 Answer.

1. What's this?

.....

2. What's this?

.....

3. What's this?

.....

4. What's this?

.....

## 5 Complete the face. Then, colour.

## 6 Match and complete.

1.

Touch your .....

2.

Touch your .....

3.

Touch your .....

4.

Touch your .....

eye ear nose mouth

## 7 Colour.

1.

brown hair, blue eyes

2. 

black hair, green eyes

## 8 Say and match.

a. Show your knees.
b. Raise your hand.
c. Touch your eye.
d. Look at my nose.

1.

2.

3.

4.

## 9 Colour the stars.

I can say . . .

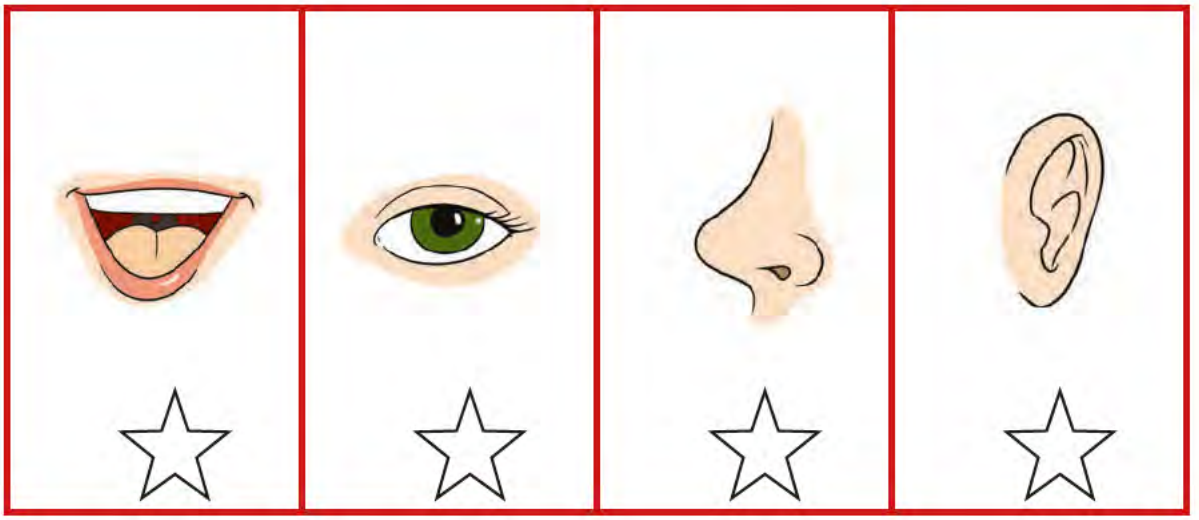

# Unit 8
# PETS

- Making simple inquiries
- Talking about locations of things

## 1 Listen and repeat. Track 57

bird
parrot
fish
frog
cat
dog
turtle
rabbit

## 2 Listen and number. Track 58



## 3 Listen and repeat. Track 59

in

on

under

## 4 Listen and follow. Track 60



## 5 Listen and tick (✓). Track 61

1.



2.

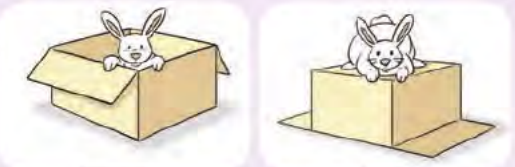

3.

4.

## 6 Listen and answer. Track 62

1.

2.

3.

## 7 Listen and draw. Then, colour. Track 63

1.

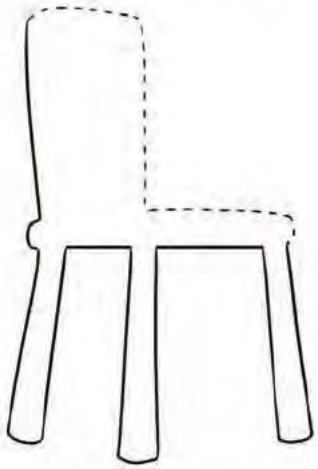

2.

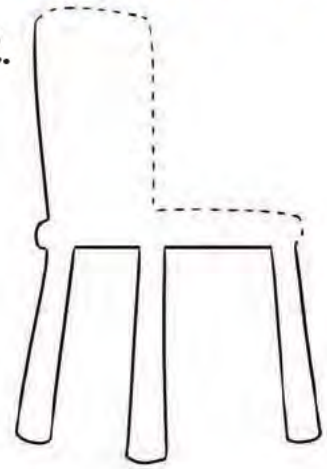

## 8 Sing the song. Track 64

## 9 Listen, say and tick (✓). Track 65



Now, point at the pictures and say That's a ... .

## 10 Listen and follow. Track 66




## 11 Look, say and draw.

| 1. | 2. | 3. |
|---|---|---|
| The bird is in the tree. | The cat is under the table. | The dog is on the car. |

## 12 Listen and number. Track 67



## 13 Listen and write True (T) or False (F). Track 68

1.



2.



3.



**14** Answer the questions. Where is / are the ... ?



**15** Draw the pictures of the pets. And, write their names.

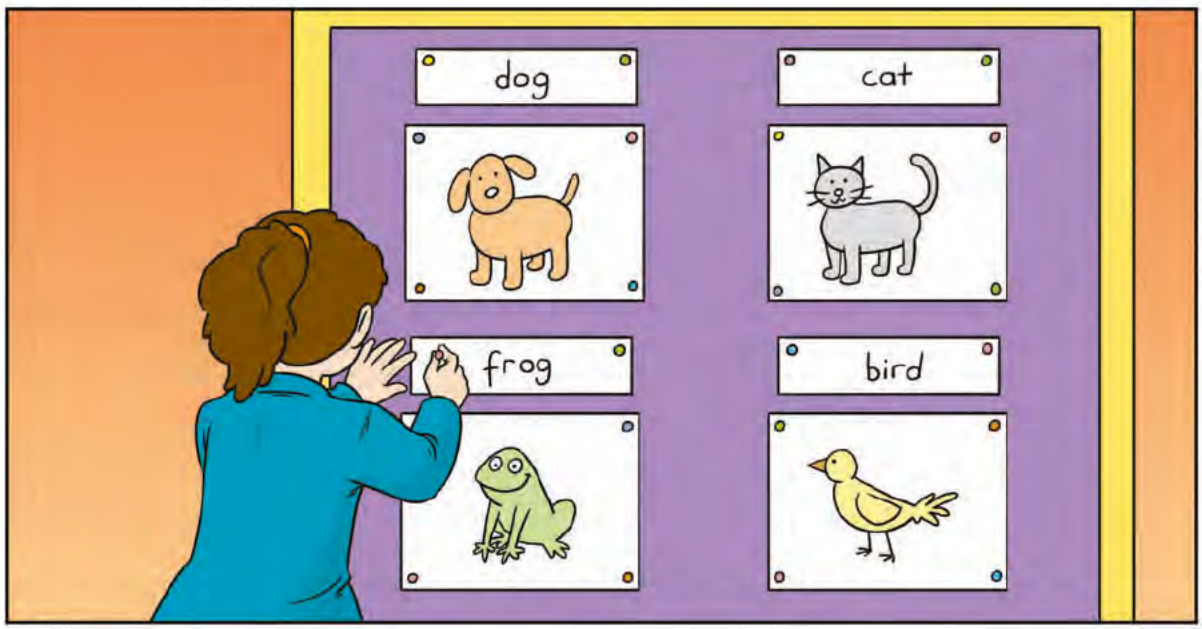

## 1 Rearrange and write.

1. tca

.....

2. rdbi

.....

3. gorf

.....

4. bitrba

.....

## 2 Circle the correct answer.

1.

A parrot.
A dog.

2.

A bird.
A fish.

3.

A cat.
A frog.

4.

A turtle.
A rabbit.

## 3 Join the dots. Then, colour.

That's a .....

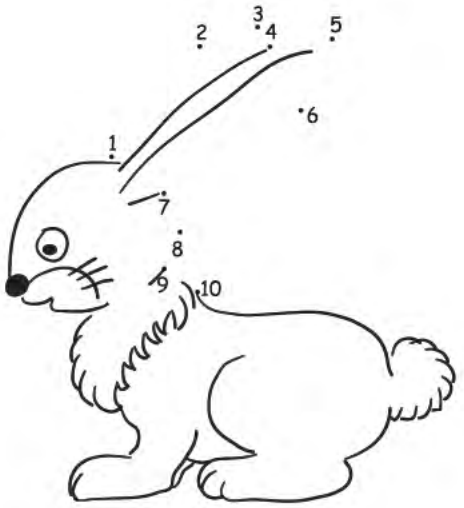


That's a .....

## 4 Count and write.



How many?

- ..... frogs.
- ..... rabbits.
- ..... dogs.
- ..... turtle.
- ..... birds.

## 5 Fill in. Use, in, on or under.

1.

There are birds ..... the tree.

2.

There are dogs ..... the table.

3.

There are cats ..... the chair.

## 6 Colour the cats.

- The red cat is on the chair.
- The yellow cat is in the basket.
- The green cat is under the table.



## 7 Match.



1. Where's the frog?
2. Where's the cat?
3. Where's the dog?
4. Where's the turtle?

a. Under the bed.
b. On the chair.
c. On the table.
d. In the box.

## 8 Odd one out.

| | | | |
|---|---|---|---|
| 1. frog | parrot | green | fish |
| 2. eye | mouth | nose | turtle |
| 3. board | dog | pencil | book |
| 4. rabbit | dance | sing | play |

## 9 Say and colour the pets.







## 10 Match.

1.

a dog



2.

a bird

3.

a frog

4.

a duck

## 11 Colour the stars.

I can say . . .



# Unit 9
# FRUIT

- Expressing likes and dislikes
- Giving and responding to simple instructions
- Telling someone what to do

**1** Listen and repeat. Track 69




**2** Sing the chant. Track 70

**3** Listen and number. Track 71

1. ☐
2. ☐
3. ☐
4. ☐
5. ☐

## 4 Listen and follow. Track 72




## 5 Listen and act out the dialogue. Track 73



## 6 Listen, tick (✓) and cross (✗). Track 74

1.

2.

3. 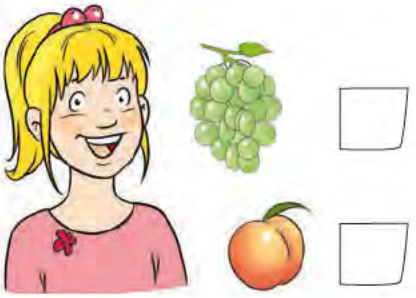

4. 

## 7 Listen, write and draw. Then, colour. Track 75




Now, say the fruit you like.

## 8 Listen and complete the faces. Track 76



## 9 Listen and repeat. Track 77

Now, tell your friends to do things and act out the dialogue.

## 10 Sing the song. Track 78

## 11 Say and match.

1.
2.
3. 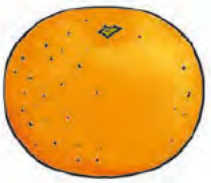
4.

a.
b.
c. 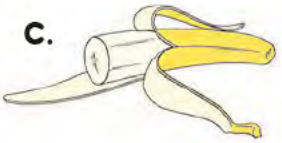
d.

## 12 Look and write.

1.

I like ..... and ..... .

2.

I like .....
and ..... .

3.

I like ..... and ..... .

Now, draw your favourite fruit and write.

I like ..... .

## 13 Handcraft.

1.



2.

Draw.

3.



Cut.

4.

Glue.

5.

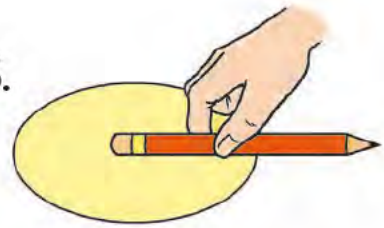

Stick.

6.




## 14 Make a poster of a fruit basket.

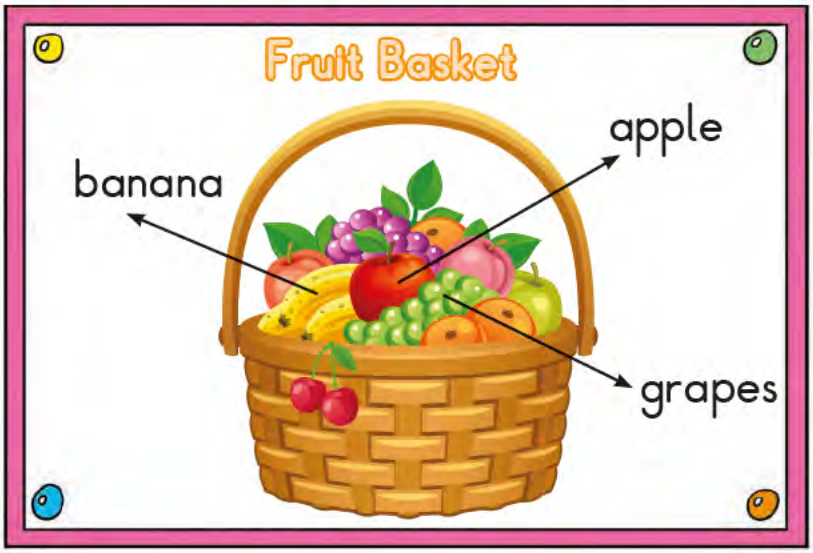

## 1 Match.

apple

banana

peach

grapes





## 2 Complete the words.

| | |
|---|---|
|  ___ e ___ o ___ | ___ r ___ n ___ e |
| l ___ ___ o ___ | c ___ ___ r ___ ___ |

## 3 Count and write.



- lemons ☐
- apples ☐
- bananas ☐
- oranges ☐
- melons ☐
- peaches ☐

## 4 Tick the (✔) correct answer.

1.

banana ☐
apple ☐

2.

peach ☐
cherry ☐

3.

strawberry ☐
apple ☐

4.

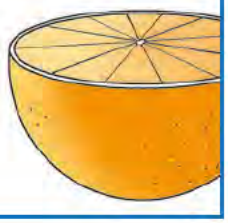

orange ☐
lemon ☐

5.

peach ☐
grapes ☐

6.

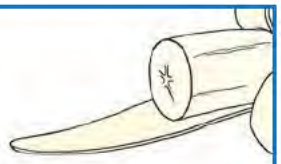

melon ☐
banana ☐

## 5 Crossword.

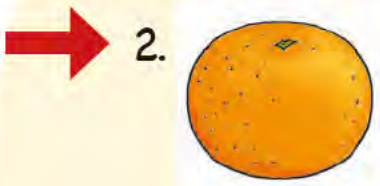

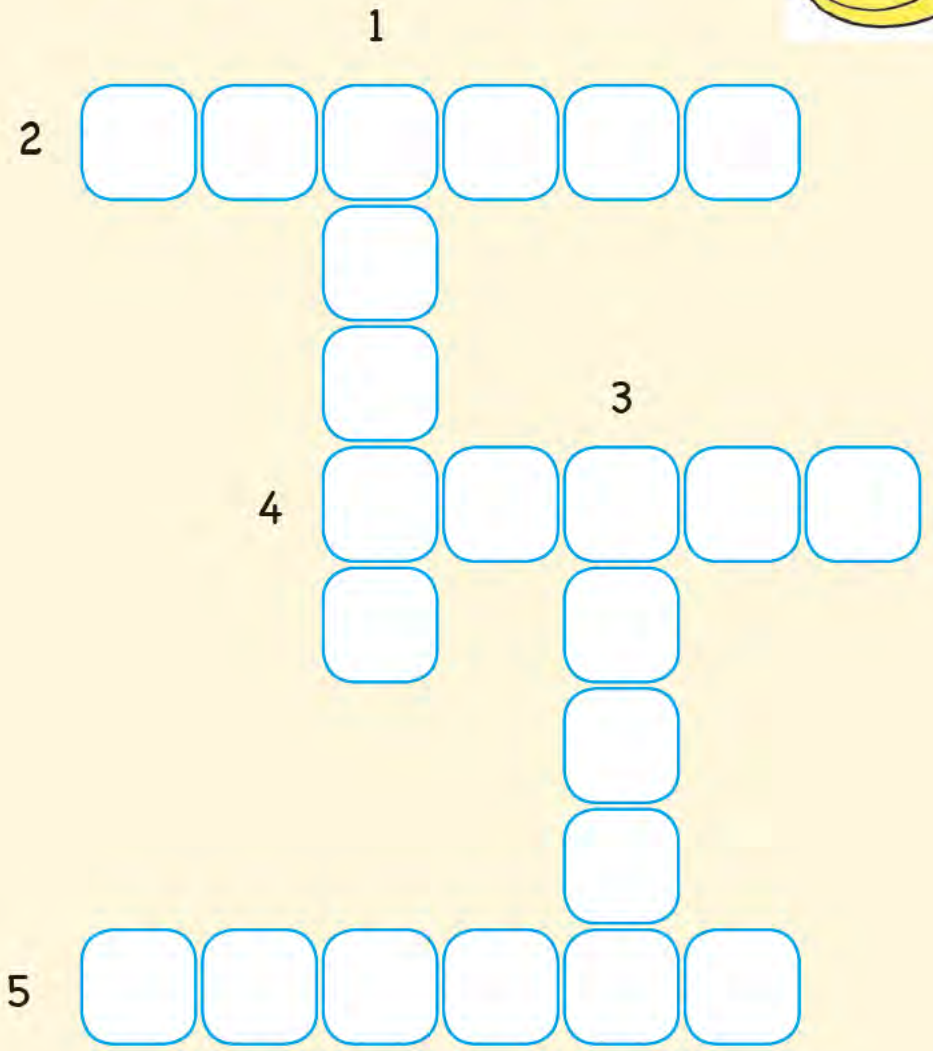




**6** Cut and stick 6. Then, colour. (Page 173).

1.

Banana tree.

2.

Apple tree.

3.

Lemon tree.

4.



Orange tree.

## 7 Say and tick (✓).

| | Yes, I do | No, I don't |
|---|---|---|
| 1. Do you like ? | ☐ | ☐ |
| 2. Do you like ? | ☐ | ☐ |
| 3. Do you like ? | ☐ | ☐ |
| 4. Do you like ? | ☐ | ☐ |
| 5. Do you like ? | ☐ | ☐ |

## 8 Draw and colour.

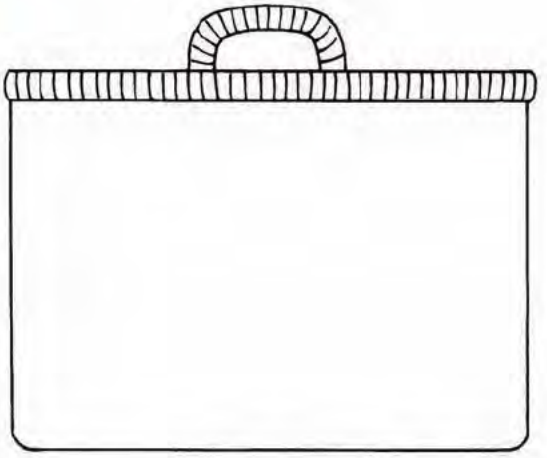

Two yellow fruit.

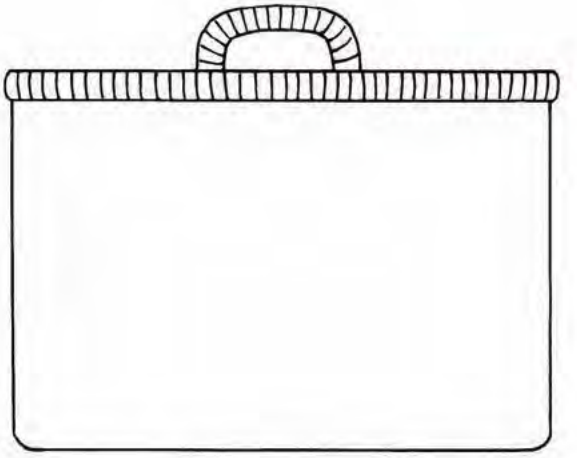

Two red fruit.

## 9 Say and tick (✓) or cross (✗).



Sophie



Jay



## 10 Colour the stars.

I can say . . .



# Unit 10
# ANIMALS

- Expressing abilities
- Expressing likes and dislikes
- Making simple inquiries

## 1 Listen and repeat. Track 79




## 2 Listen, say and number. Track 80



## 3 Listen and follow . Track 81



## 4 Handcraft.



Fold.

Cut.

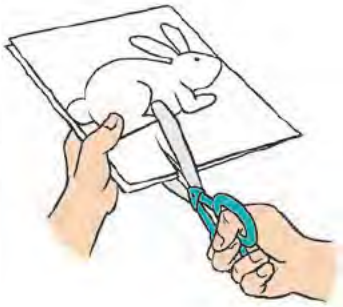

Draw.




## 5 Listen and write True (T) or False (F). Track 82

1.



3.

2.

4.

## 6 Listen and follow. Track 83

## 7 Listen and tick (✓). Track 84

| | Yes | No | | Yes | No |
|---|---|---|---|---|---|
| 1. | ☐ | ☐ | 3. | ☐ | ☐ |
| 2. | ☐ | ☐ | 4. | ☐ | ☐ |

## 8 Sing the song. Track 85

Now, draw.

I am a gorilla.
I can jump.

I am an elephant.
I can walk.

## 9 Listen and circle. Then, act out the dialogue. Track 86

## 10 Look and say.

## 11 Fill in the table.

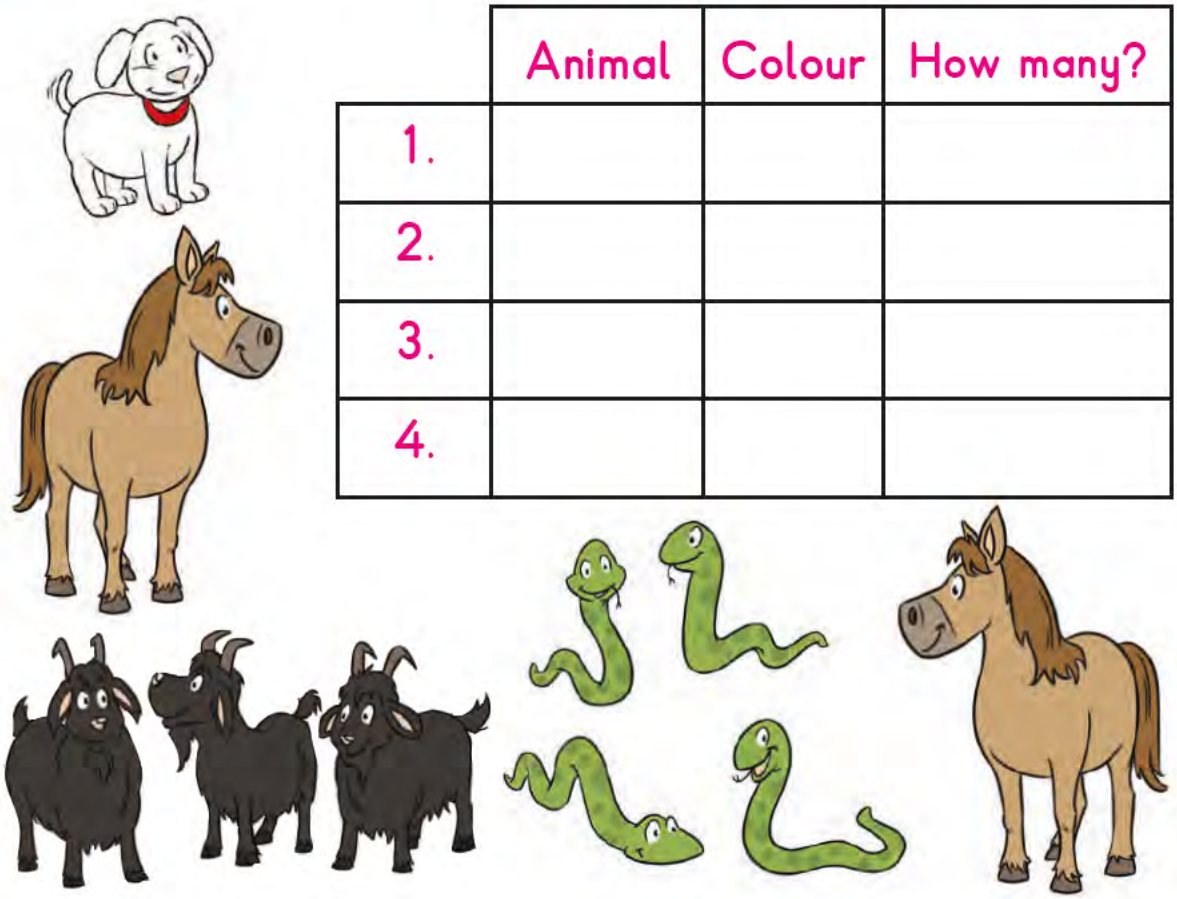

| | Animal | Colour | How many? |
|---|---|---|---|
| 1. | | | |
| 2. | | | |
| 3. | | | |
| 4. | | | |

## 12 Prepare animal masks and colour them.

## 1 Tick (✓) the animals you can see.



| | |
|---|---|
| fish | donkey |
| cow | bird |
| horse | panda |
| lion | goat |

## 2 Write.

1.

h .....

2.

c .....

3.

s .....

4.

e .....

5.

s .....

6.

m .....

## 3 Say and colour.

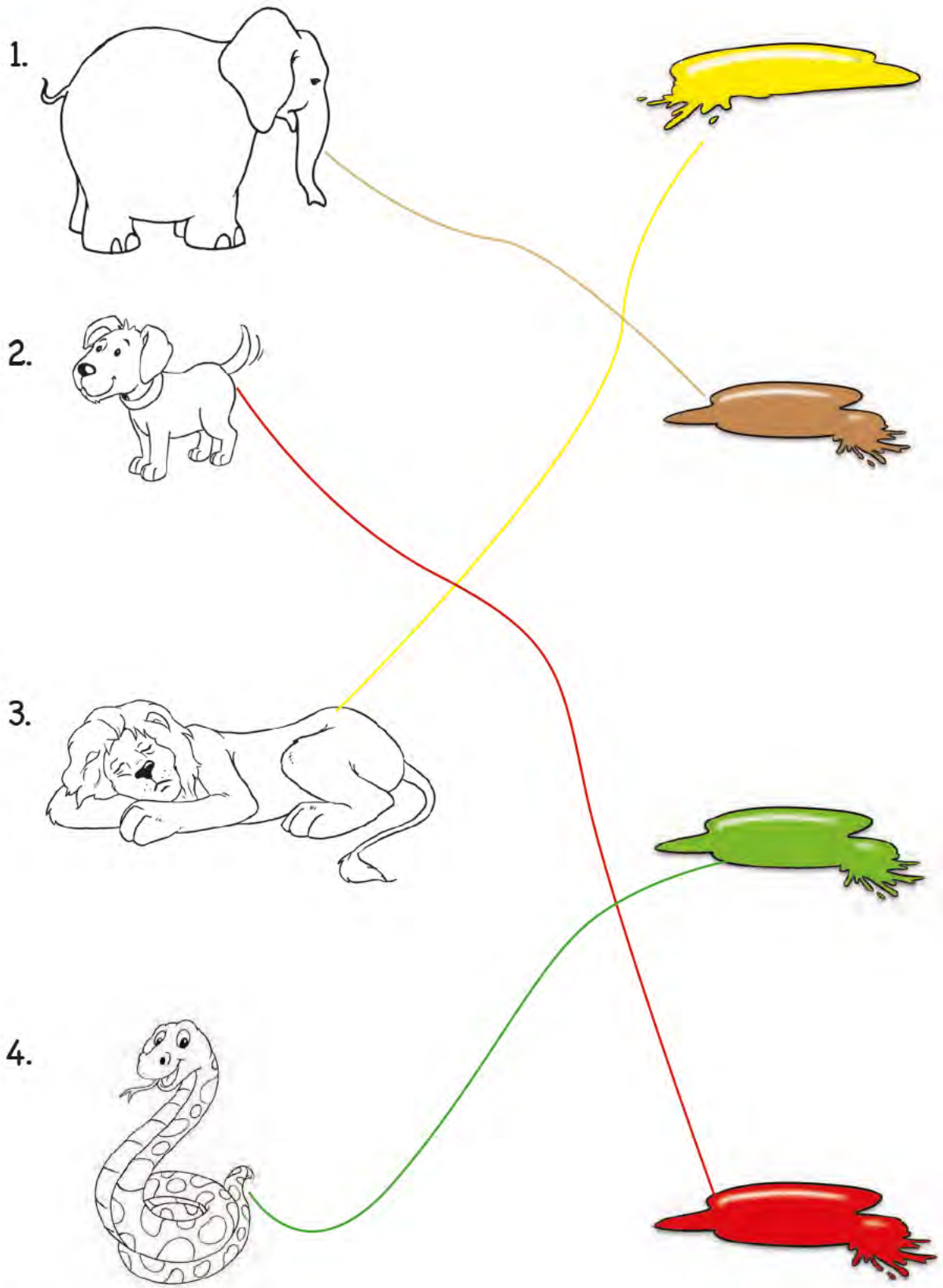

## 4 Draw. Then, colour.

1.

I like ducks.

2.

I like monkeys.

## 5 Complete the words.

1.

l — — n

2.



h — r — e

3.

c — w

## 6 Circle the correct word.

1.



fish / duck

2.

cow / sheep

3.

lion / snake

4.



bird / elephant

## 7 Find and write.

| | 1 | 2 |
|---|---|---|
| A | | |
| B | | |
| C | | |

1. C2 It's a .....
2. A1 It's a.....
3. A2 It's an .....
4. B1 It's a.....

## 8 Cut and stick 7. (Page 175)

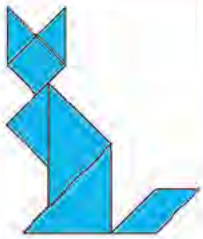

It's a cat.

It's a rabbit.

## 9 Read and tick.

1.

Horses can → run. / climb.

2. 

Fish can → walk. / swim.

3.

Monkeys can → fly. / jump.

## 10 Colour the stars.

I can say . . .



# CHECK UP!

**1** Circle the correct pictures.

1. It is a bird.

a.

b.

2. It is a turtle.

a.

b.

3. It is a fish.

a.

b.

4. It is a rabbit.

a.

b.

5. It is a cat.

a.

b.

6. It is a cow.

a. 

b.

## 2 Say and colour.

yellow

red

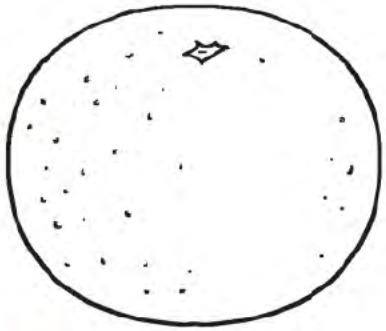

green

orange



## 3 Write Yes, I do. / No, I don't.






## 4 Fill in. Use can or can't.

1. I ..... swim.

2. I ..... fly.

3. I ..... climb a tree.



4. I ..... walk.

5. I ..... run.



# POP QUIZ!

## 1 Tick (✓) or cross(✗)

1. That's a cow.

2. That's a monkey.

3. That's an elephant. 

4. That's a rabbit.

## 2 Look and write.

| 1. | a | b | a | n | a | n |
|---|---|---|---|---|---|---|
| | | | | | | |

| 2. | p | p | e | l | a |
|---|---|---|---|---|---|
| | | | | | |

| 3. | p | e | r | a | g | s |
|---|---|---|---|---|---|---|
| | | | | | | |

# GLOSSARY

## UNIT 1

airport
ambulance
basketball
biscuit
cake
cheetah
chimpanzee
cinema
coffee
doctor
e-mail
football
gorilla
handball
hockey
hotel
ice-cream
judo
kangaroo
lemon
microphone
milkshake
office
orchestra
panda
picnic
pizza
restaurant
salad
sandwich
stop
supermarket
taxi
tennis
train
university
video
wagon
yoghurt
zebra

## UNIT 2

afternoon
Bye
evening
fine
Goodbye
great
Hello
Hi
how
morning
name
night
okay
Thanks
Thank you

## UNIT 3

close
colour
cut
Excuse me
glue
left
open
please
repeat
right
say
sit
sorry
stand
stick
turn
welcome

## UNIT 4

birthday
board
book
chair
crayon
desk
eight
five
four
happy
nine
notebook
old
one
pen
pencil
pencil case
ruler
school bag
seven
six
table
ten
three
tie
two
year
write

## UNIT 5

black
blue
brown
colour
green
many
like
orange
pink
purple
red
yellow
white
who

## UNIT 6

bike
dance
hide
hop
kick
Let's
play
ride
rope
run
seek
sing
skip
slide
swing
tennis
walk

## UNIT 7

arm
ear
eye
finger
fun
hair
hand
leg
look
mouth
nose
point
raise
show
toe
touch

## UNIT 8

bed
bird
car
cat
dog
eat
fence
fish
frog
grass
here
in
on
over
parrot
rabbit
smell
there
tree
turtle
under
where

## UNIT 9

apple
banana
cherry
grapes
melon
orange
peach
strawberry

## UNIT 10

cow
donkey
duck
elephant
fold
goat
horse
lion
monkey
sheep
snake

# ANSWER KEY

## UNIT 1

### Page 15

1.

### Page 16

2.

3.

1. television
2. balloon
3. judo
4. kangaroo

### Page 17

4.

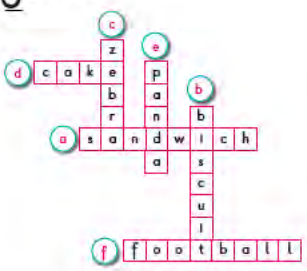


### Page 18

5.

1. park
2. football
3. kangaroo
4. train

6. Ss' own answers.

## UNIT 2

### Page 27

1.

1. My name is Lily.
2. I am Jay.
3. My name is Adam.
4. I am Sophie.

### Page 28

2. Ss' own answers.

### Page 29

3.

1. Jay
2. Sophie
3. Lily
4. Adam

### Page 30

4.




### Page 31

6.

### Page 32

6.

Girls - Ayça, Selin, Burcu, Emel

Boys - Hüseyin, Kerem, Volkan, Ömer

7. 1.b 2.a 3.c

## UNIT 3

### Page 41

1.

Sit down-d

Stand up-b

Close your book-c

Open the window-a

Page 42

2.

1. Sit down.
2. Open the door.
3. Stand up.
5. Colour the picture.

Page 43

3.

1. a 2. a
3. b 4. a

Page 44

4.

1. a. cut
2. c. colour
3. b. draw
4. d. turn

Page 45

5.

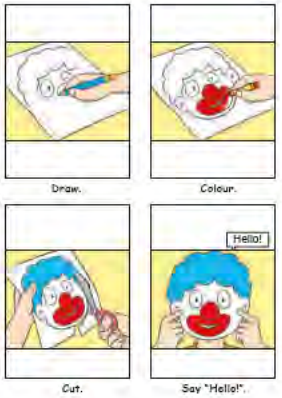


Page 46

6.

| | | | | | | |
|---|---|---|---|---|---|---|
| s | t | a | n | d | j | i |
| k | p | o | k | c | u | t |
| d | q | b | h | g | x | c |
| r | o | p | e | n | s | l |
| a | k | c | s | r | i | o |
| w | t | u | r | n | t | s |
| e | f | n | t | w | e | e |

7. Ss' own answers.

## UNIT 4

Page 55

1.

1. one
2. two
3. three
4. four
5. five

2.

1. 6 2. 10
3. 3 4. 5
5. 7

Page 56

3.

1. I'm nine.
2. I'm eight.
3. I'm six.

4.

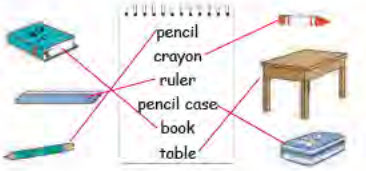


Page 57

5.

| | | | | | | | | |
|---|---|---|---|---|---|---|---|---|
| e | i | g | h | t | a | r | b | d |
| x | u | s | w | o | n | l | n | e |
| g | f | l | v | u | n | k | q | j |
| | | | c | l | t | b | r | d |
| t | h | r | e | e | w | m | t | l |
| n | w | z | h | m | o | v | e | s |
| f | o | u | r | g | t | l | n | o |
| j | p | s | e | v | e | n | f | n |
| a | h | k | f | l | v | e | s | e |

6.

Page 58

7. Ss' own answers.
I'm seven years old.

8. It's a school bag.

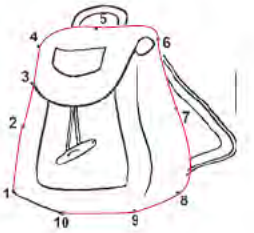

Page 60

10

Three. - One. - Six. - Two. - Four.

11. Ss' own answers.

## UNIT 5

Page 69

1.

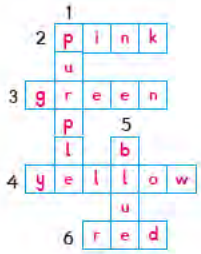


2.

School Objects

pencil - notebook - book - ruler

Colours

blue - brown - orange - white

Page 70

3.

1.
a green balloon

2.
a red crayon

3.
a blue pencil

4.
a yellow ruler

4.

1. yellow
2. green
3. purple
4. orange
5. red
6. blue

Page 71

5.

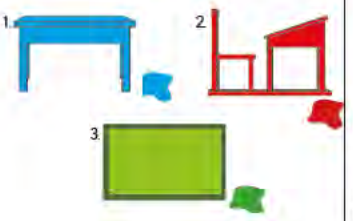


6.

1. yellow
2. pink
3. brown
4. purple
5. red
6. blue

Page 72

7.

1. Four
2. Two
3. Three
4. Five

8.

Page 73

9.

Page 74

10.

1. Five
2. Four
3. One
4. Two

CHECK UP!

Page 75

1.

| | |
|---|---|
| 1. c | 2. b |
| 3. f | 4. d |
| 5. e | 6. a |

2.

1. pencil case
2. pencil
3. ruler
4. pen
5. book
6. crayon

Page 76

3.

1. 9 2. 6

3. 4 4. 2

5. 7

4.

1. pencil
2. crayon
3. ruler
4. notebook
5. school bag
6. book

Page 77

5.

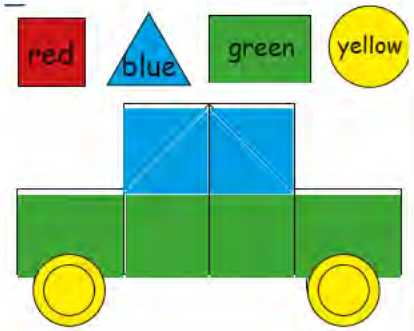


6.

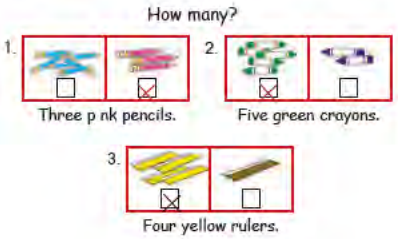


Page 78

1.

1. c 2. b 3. a

2.

1. c 2. b 3. a

## UNIT 6

Page 87

1.

Page 88

2.

| | | | | | | | |
|---|---|---|---|---|---|---|---|
| y | p | k | n | g | a | r | r |
| x | u | r | w | a | n | l | l |
| s | f | u | j | u | m | p | d |
| k | c | n | c | l | t | b | e |
| l | h | r | s | w | l | n | g |
| p | w | z | h | m | a | v | e |
| f | d | a | n | c | e | l | n |

1. run
2. skip
3. dance
4. jump

5. ride
6. swing

Page 89

3.

Page 90

4.

1. skip
2. sing
3. play
4. slide

Page 91

5. Ss' own answers.

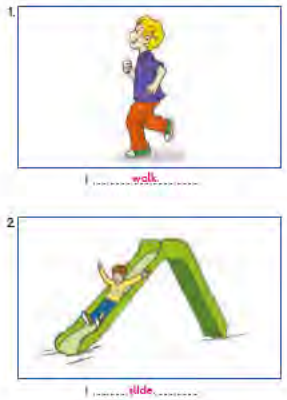

Page
6. Ss' own answers.
7. Ss' own answers.

## UNIT 7

### Page 101
1.

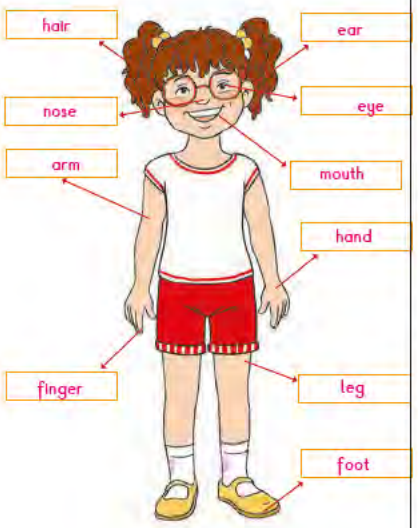


### Page 102
2.

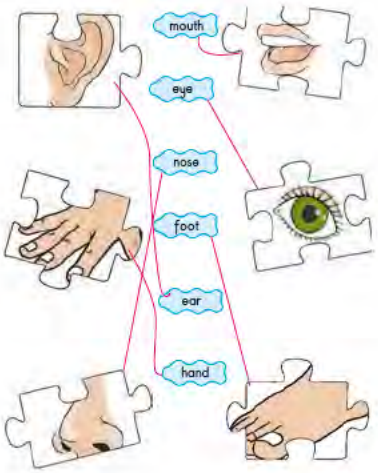


### Page 103
3.

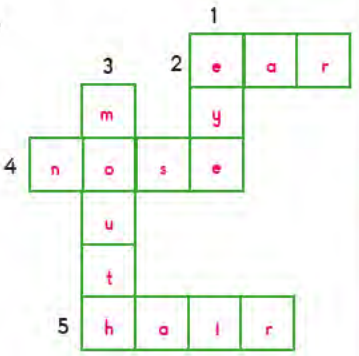


### Page 104
4.
1. It's a mouth.
2. It's a leg.
3. It's an ear.
4. It's a nose.

5.

### Page 105
6.
1. mouth
2. nose
3. eye
4. ear

7.

### Page 106
8.
1. d 2. a
3. b 4. c

9. Ss' own answers.

## UNIT 8

### Page 115
1.
1. cat
2. bird
3. frog
4. rabbit

2.
1. A dog.
2. A bird.
3. A cat.
4. A rabbit.

Page 116

3.

That's a cat.
That's a rabbit.

4.

five frogs
four rabbits
two dogs
one turtle
three birds

Page 117

5.

1. in
2. under
3. on

6.




Page 118

7.

1. c 2. b
3. a 4. d

Page 119

8.

1. green
2. turtle
3. dog
4. rabbit

9.

Page 120

10

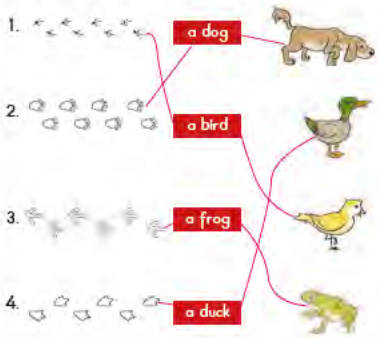


11. Ss' own ans.

UNIT 9

Page 129

1.

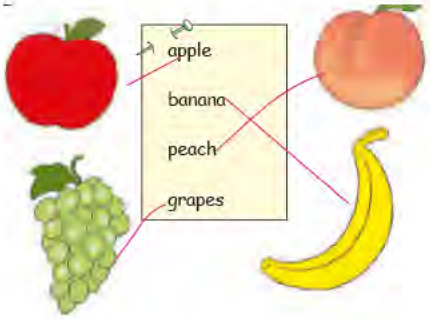


2.

melon
orange
lemon
cherry

Page 130

3.

lemons - 5
apples - 6
bananas - 4
oranges - 3
melons - 1
peaches - 2

4.



## Page 131

5.

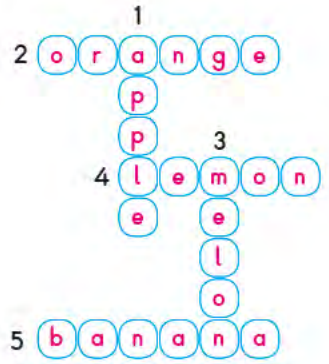


## Page 132

6.

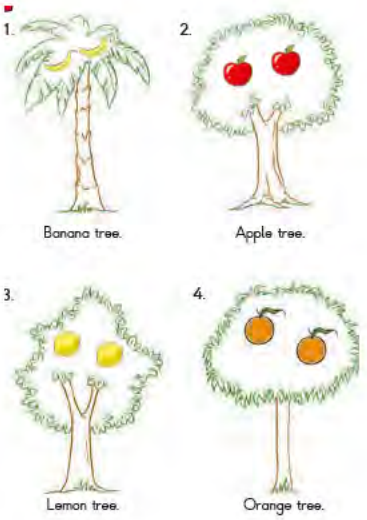


## Page 133

7. Ss' own answers.




8.




## Page 134

9.




10. Ss' own answers.

# UNIT 10

## Page 143

1.

| | |
|---|---|
| 4 fish | 4 donkey |
| 4 cow | bird |
| horse | panda |
| 4 lion | 4 goat |

2.

1. horse
2. cow
3. snake
4. elephant
5. sheep
6. monkey

## Page 144

3.

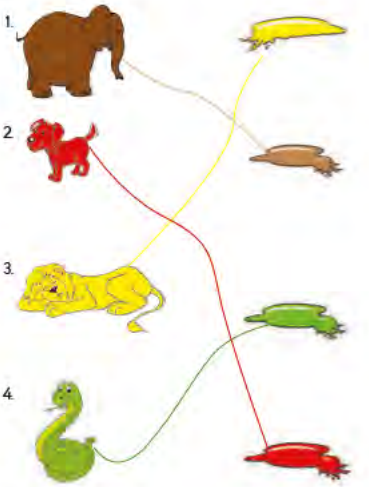


## Page 145

4.




5.

1. lion
2. horse
3. cow

Page 146

6.

1. fish
2. sheep
3. snake
4. elephant

Page 147

8.

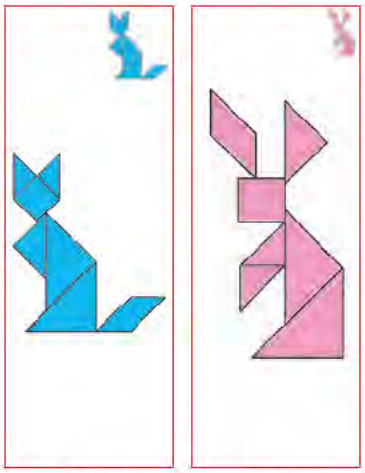


Page 148

9.

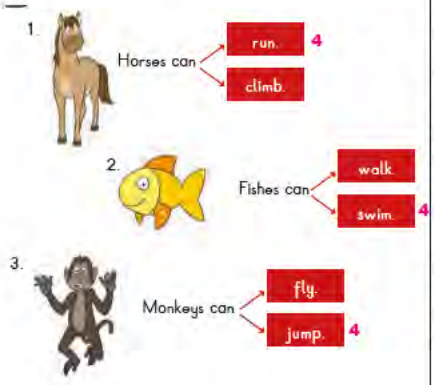


10. Ss' own answers.

CHECK UP!

Page 149

1.

| | |
|---|---|
| 1. a | 2. b |
| 3. b | 4. a |
| 5. a | 6. b |

Page 150

2.



3.

No, I don't.
Yes, I do.

Page 151

4.

1. can
2. can
3. can't
4. can't
5. can

POP QUIZ!

Page 152

1. ✓
2. ✗
3. ✓
4. ✗

2.

1. banana
2. apple
3. grapes

# BIBLIOGRAPHY

*Collins Dictionary & Thesaurus, Glasgow*: Harper Collins Publishers, 2005

GORDON, Tatiana. *Teaching Young Children a Second Language*, Westport, Connecticut London: Praeger 2007.

Linse, TC. *Practical English Language Teaching*. New York. McGraw-Hill, 2005

*Ortaöğretim Kurumları (İlkokul ve Ortaokullar) İngilizce Dersi (2, 3, 4, 5, 6, 7 ve 8. sınıflar) Öğretim Programı*, Ankara: Talim ve Terbiye Kurulu Başkanlığı Yayınları, 2018

# VISUALS

All the illustrations that have been used in this book belong to the publishing house.

All of the photographs and vectors used in the book have been bought from: www.shutterstock.com

# CUT AND

# STICK PICTURES

## Cut and stick 2 (Page 45).





## Cut and stick 1 (Page 31).

Good morning.

Good afternoon.

Good evening.

Good night.

## Cut and stick 4 (Page 70).

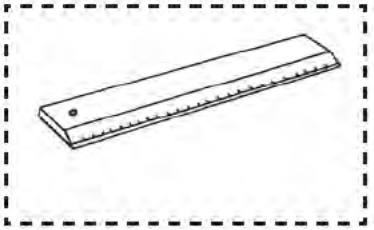

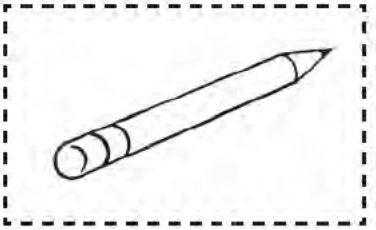



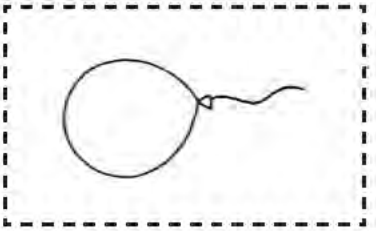

## Cut and stick 3 (Page 59).

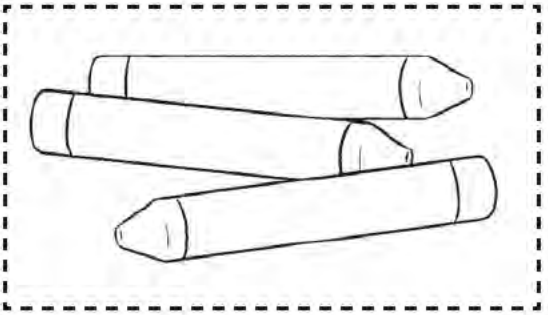

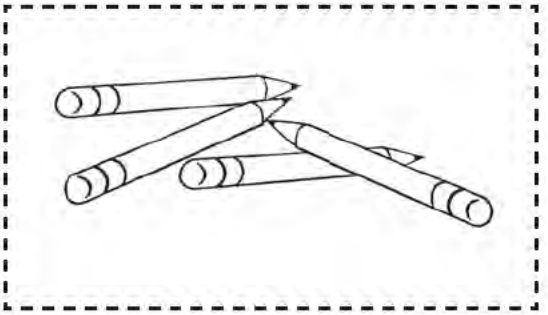



Cut and stick 5 (Page 89).

Cut and stick 6 (Page 132).

Cut and stick 7 (Page 147).