

İLKOKUL İNGİLİZCE

DERS KİTABI

4



FCM
YAYINCILIK

İLKOKUL İNGİLİZCE

Ders Kitabı

4

Ferahnaz TAN

Bu kitap, Millî Eğitim Bakanlığı Talim ve Terbiye Kurulu Başkanlığının 18.04.2019 tarihli ve 8 sayılı (ekli listenin 97'inci sırasında) kurul kararı ile 2019-2020 Öğretim Yılından itibaren 5 (beş) yıl süreyle ders kitabı olarak kabul edilmiştir.

F C M
YAYINCILIK

Kartaltepe Mahallesi, 5. Şirin Sokak Nu. 6 - 8

Sefaköy - Küçükçekmece / İSTANBUL

Tel.: 0212 639 39 12 - 43

Belgeç: 0212 540 73 93

Bu eserin bütün hakları saklıdır ve yayınevine aittir. Yayınevinin yazılı izni olmaksızın bu eserde yer alan resim, fotoğraf ve metinlerin tamamı ya da bir kısmı elektronik, fotokopi ya da benzer başka bir sistemle kopyalanamaz ve ticari amaçla kullanılamaz.



Görsel Tasarım
Eylem KOÇYİĞİT

ISBN

978-605-61581-9-3

Yayıncı Sertifika No.

34054

Baskı, Cilt:

Özgün Matbaacılık San. ve Tic. A.Ş.

Gazi Mahallesi Özgün Caddesi No: 4

Temelli - Sincan / ANKARA

Tel: 0 (312) 645 19 10 (Pbx) Belgeç: 0 (312) 645 19 19

Matbaa Sertifika No.: 44327

Ankara, 2019



İSTİKLÂL MARŞI

Korkma, sönmez bu şafaklarda yüzen al sancak;
Sönmeden yurdumun üstünde tüten en son ocak.
O benim milletimin yıldızıdır, parlayacak;
O benimdir, o benim milletiminindir ancak.

Çatma, kurban olayım, çehreni ey nazlı hilâl!
Kahraman ırkıma bir gül! Ne bu şiddet, bu celâl?
Sana olmaz dökülen kanlarımız sonra helâl.
Hakkıdır Hakk'a tapan milletimin istiklâl.

Ben ezelden beridir hür yaşadım, hür yaşarım.
Hangi çılgın bana zincir vuracakmış? Şaşarım!
Kükremiş sel gibiyim, bendimi çiğner, aşarım.
Yırtarım dağları, enginlere sığmam, taşarım.

Garbın âfâkını sarmışsa çelik zırhlı duvar,
Benim iman dolu göğsüm gibi serhaddim var.
Ulusun, korkma! Nasıl böyle bir imanı boğar.
Medeniyet dediğin tek dişi kalmış canavar?

Arkadaş, yurduma alçakları uğratma sakın;
Siper et gövdeni, dursun bu hayâsızca akın.
Doğacaktır sana va'dettiği günler Hakk'ın;
Kim bilir, belki yarın, belki yarından da yakın.

Bastığın yerleri toprak diyerek geçme, tanı:
Düşün altındaki binlerce kefensiz yatanı.
Sen şehit oğlusun, incitme, yazıktır, atanı:
Verme, dünyaları alsan da bu cennet vatanı.

Kim bu cennet vatanın uğruna olmaz ki feda?
Şüheda fışkıracak toprağı sıksan, şüheda!
Cânı, cânânı, bütün varımı alsın da Huda,
Etmesin tek vatanından beni dünyada cüda.

Ruhumun senden İlahî, şudur ancak emeli:
Değmesin mabedimin göğsüne nâmahrem eli.
Bu ezanlar -ki şehadetleri dinin temeli-
Ebedî yurdumun üstünde benim inlemeli.

O zaman vecd ile bin secde eder -varsa- taşım,
Her cerihamdan İlahî, boşanıp kanlı yaşım,
Fışkırır ruh-ı mücerret gibi yerden na'sım;
O zaman yükselerek arşa değer belki başım.

Dalgalar sen de şafaklar gibi ey şanlı hilâl!
Olsun artık dökülen kanlarımın hepsi helâl.
Ebediyyen sana yok, ırkıma yok izmihlâl;
Hakkıdır hür yaşamış bayrağımın hürriyyet;
Hakkıdır Hakk'a tapan milletimin istiklâl!

Mehmet Âkif Ersoy


GENÇLİĞE HİTABE

Ey Türk gençliği! Birinci vazifen, Türk istiklâlini, Türk Cumhuriyetini, ilelebet muhafaza ve müdafaa etmektir.

Mevcudiyetinin ve istikbalinin yegâne temeli budur. Bu temel, senin en kıymetli hazinendir. İstikbalde dahi, seni bu hazineden mahrum etmek isteyecek dâhilî ve hâricî bedhahların olacaktır. Bir gün, istiklâl ve cumhuriyeti müdafaa mecburiyetine düşersen, vazifeye atılmak için, içinde bulunacağın vaziyetin imkân ve şeraitini düşünmeyeceksin! Bu imkân ve şerait, çok namüsaît bir mahiyette tezahür edebilir. İstiklâl ve cumhuriyetine kastedecek düşmanlar, bütün dünyada emsali görülmemiş bir galibiyetin mümessili olabilirler. Cebren ve hile ile aziz vatanın bütün kaleleri zapt edilmiş, bütün tersanelerine girilmiş, bütün orduları dağıtılmış ve memleketin her köşesi bilfiil işgal edilmiş olabilir. Bütün bu şeraitten daha elîm ve daha vahim olmak üzere, memleketin dâhilinde iktidara sahip olanlar gaflet ve dalâlet ve hattâ hıyanet içinde bulunabilirler. Hattâ bu iktidar sahipleri şahsî menfaatlerini, müstevlîlerin siyasî emelleriyle tevhit edebilirler. Millet, fakr u zaruret içinde harap ve bîtap düşmüş olabilir.

Ey Türk istikbalinin evlâdı! İşte, bu ahval ve şerait içinde dahi vazifen, Türk istiklâl ve cumhuriyetini kurtarmaktır. Muhtaç olduğun kudret, damarlarındaki asil kanda mevcuttur.

Mustafa Kemal Atatürk



MUSTAFA KEMAL ATATÜRK

CONTENTS

1	CLASSROOM RULES	7
2	NATIONALITY	15
3	CARTOON CHARACTERS	35
4	FREE TIME	49
5	MY DAY	63
	REVISION 1	77
6	FUN WITH SCIENCE	79
7	JOBS	93
8	MY CLOTHES	107
9	MY FRIENDS	121
10	FOOD AND DRINKS	135
	REVISION 2	149

LYRICS OF THE SONGS	151
GLOSSARY	153
BIBLIOGRAPHY	154
ANSWER KEY FOR THE PRACTICE PAGES	155
CUT AND STICK PICTURES	161
FLASH CARDS	177

Unit 1

CLASSROOM RULES

Be quiet



RAISE
YOUR
HAND



LISTEN



- Asking for permission
- Making simple requests
- Telling someone what to do
- Naming numbers



Track 1

1. Listen and follow.





2. Read the dialogue.



Now, do the same. Use the given clues.

come in

open the
window

sit

close the
door



Track 2

3. Listen, point at the picture and repeat.

1



2



3



4



5



6





Track 3

4. Listen and number.



5. Listen to your friend and do what he/she says.





Track 4

6. Listen and follow.



Now, act out the dialogue with your friend. Use the given objects.



Sure.

Of course.

Say that again,
please.


Here you are.





Track 5

7. Listen and sing.



Lyrics on page 151.



8. Put the sentences in order and make a dialogue.



Ben: Thank you.

Beth: Say that again, please.

Ben: Give me the pencil, please.

Beth: You're welcome.

Ben: Pencil, please.

Cindy: Here you are.



Now, act out the dialogue. Use different objects.



Track 6

9. Listen and repeat.

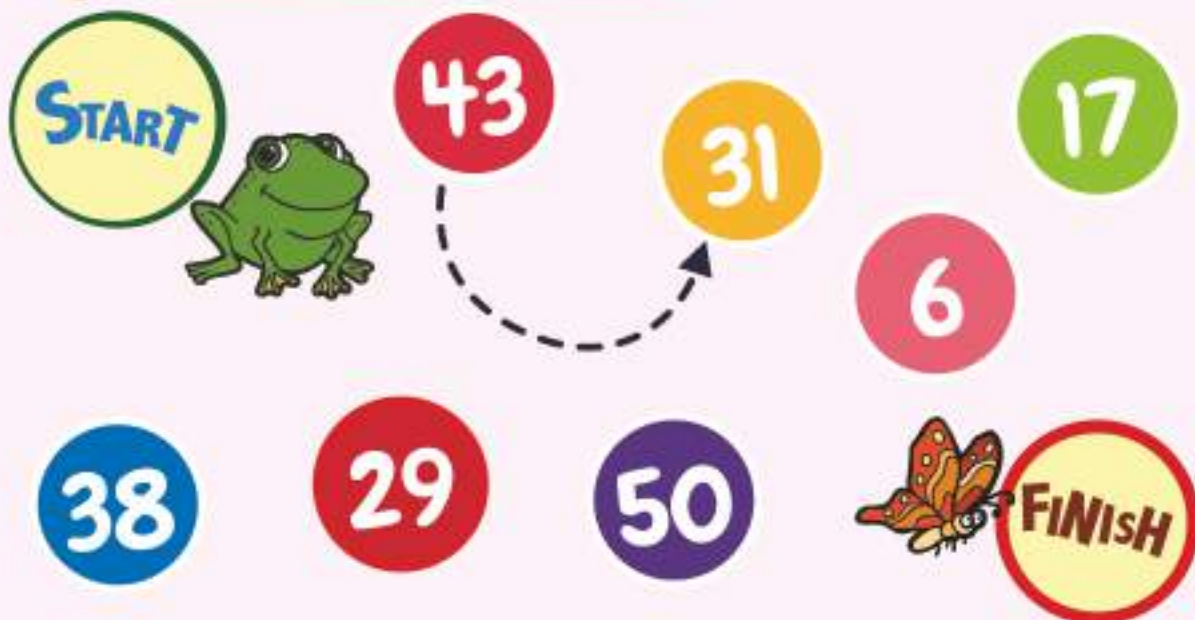


Now, count up to fifty.



Track 7

10. Listen and draw lines.





11. Listen and match. Then, colour.

50 37

purple

pink

yellow

green

28 43



Project time.

A. Prepare a puppet. Ask for permission, make requests and give instructions.



B. Prepare a poster of classroom rules. Write the instructions and use pictures.

C. Prepare a visual dictionary.



1. Match and write.

1

Be quiet.

2

Clean the board.

3

Open the window.

4

Give me the ruler.

5

Say that again, please.

6

May I come in?



a



b



c



d



e



f

PRACTICE PAGES



2. Work in pairs. Answer the questions. Use **Yes, you may.** / **Of course.** or **Sorry, not right now.**





3. Share the objects.

1



There are eight rulers.

- (2) for Jim.
- (6) for Selma.

2



There are ten crayons.


- (3) for Alice.
- (5) for Bill.
- (2) for Jack.



4. Listen and complete the sentences. Then, draw pictures.


Track 9

1



There are pencils for Bob.

2



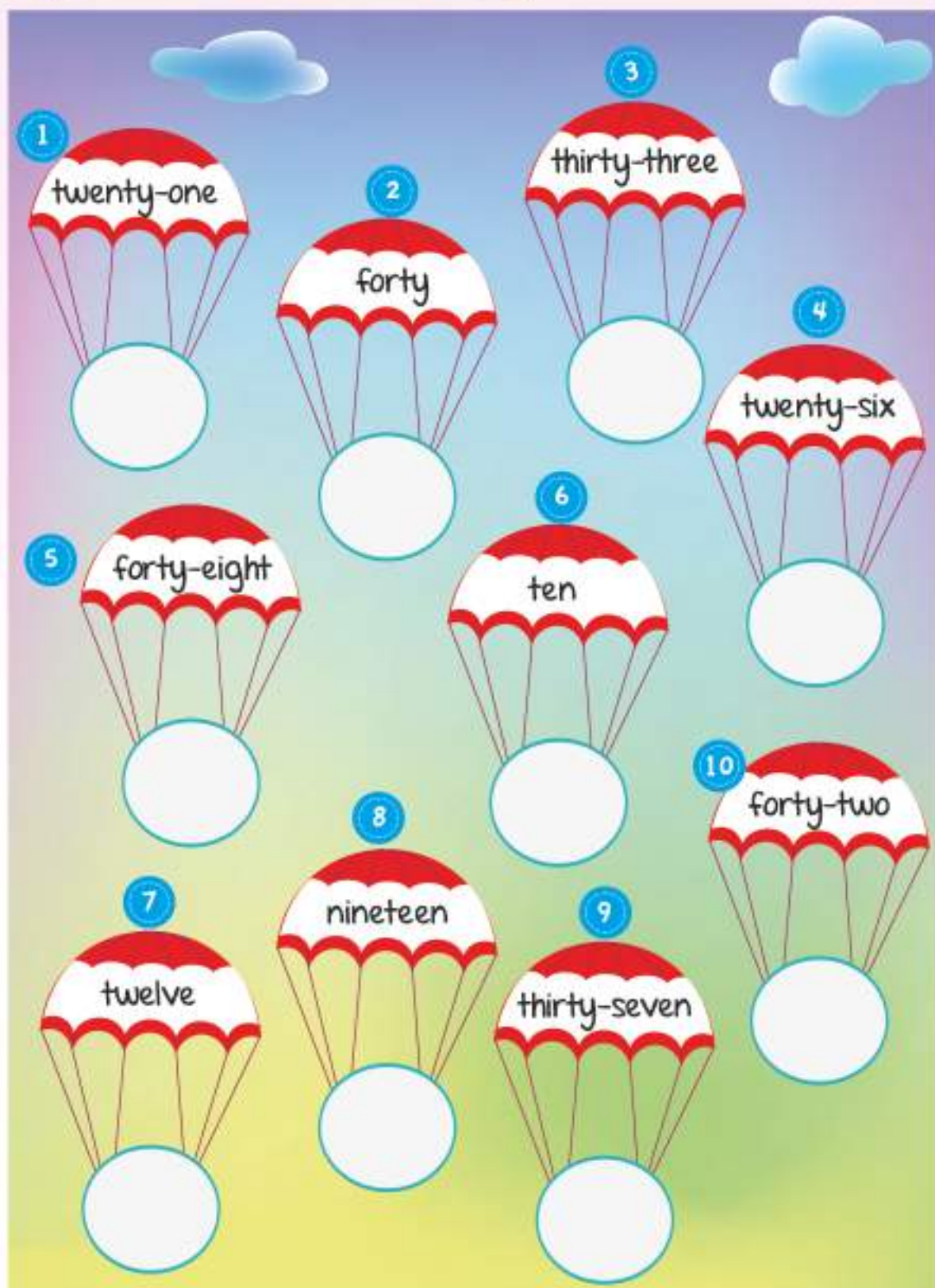
There are erasers for Beth.

PRACTICE PAGES



5. Cut and stick (1).

Page
161





6. Write the numbers in words.

10 ten	1. 20	2. 30
		3. 40
		4. 50
8. 15	7. 28	6. 41
9. 47		5. 34



7. Match A with B.

A	
1	Be
2	Listen
3	Close
4	Give me
5	May I

B	
a	the door.
b	the ruler.
c	quiet.
d	come in?
e	to me.

PRACTICE PAGES



8. Prepare a poster of classroom rules given below.
Write the instructions and use visuals.

Close the window.

Sit down.

Stand up.

Open the door.



Self Assessment.

I can in this unit.	Yes	No
• ask for permission	<input type="checkbox"/>	<input type="checkbox"/>
• make simple requests	<input type="checkbox"/>	<input type="checkbox"/>
• tell someone what to do	<input type="checkbox"/>	<input type="checkbox"/>
• name numbers	<input type="checkbox"/>	<input type="checkbox"/>

Unit 2

NATIONALITY



- Identifying countries and nationalities
- Talking about locations of cities
(Making simple inquiries)



1. Listen and follow.





Track 11

2. Listen and repeat.


Country	Nationality
 Turkey	Turkish
 Britain	British
 Germany	German
 Italy	Italian
 France	French
 Spain	Spanish


Country	Nationality
 Pakistan	Pakistani
 Japan	Japanese
 Russia	Russian
 The USA	American
 Iraq	Iraqi
 China	Chinese





Track 12


3. Listen and number.


a. 

b. 

c. 

d. 

e. 

f. 



Track 13

4. Listen and repeat.

Directions



Track 14



5. Listen and circle the city you hear on the map and answer.



Now, point at a city and say.

Izmir is in the west.





Track 16

6. Listen and fill in the blanks.



Hello. My name is (1).
I am (2) years old. I am from
..... (3), (4).
I am (5). (6) are
you from?



Track 16

7. Listen and match.



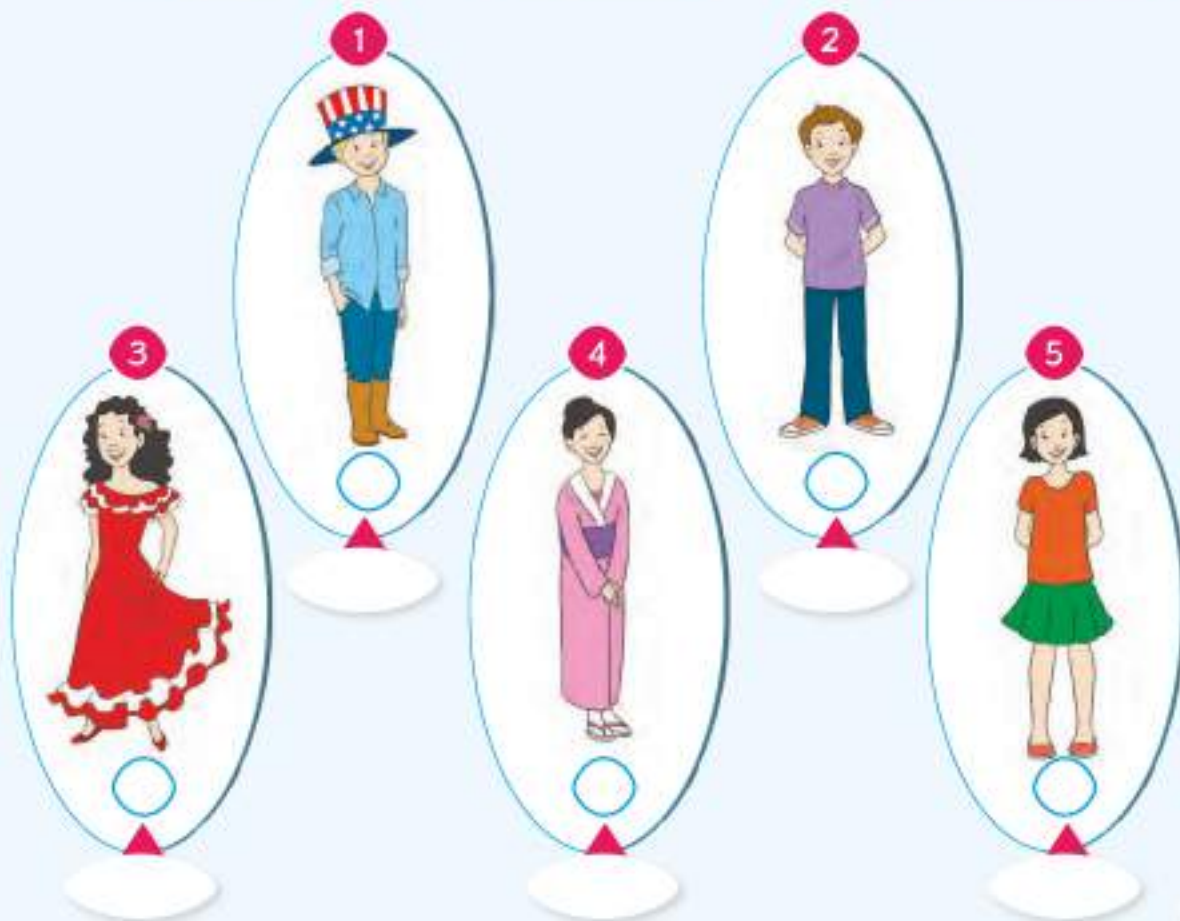
a. I think so.



b. Maybe



c. I don't think so.



Unit 2

NATIONALITY

Track 17

8. Listen and sing.





Lyrics on page 151.

Track 18

9. Listen and complete the chart.



	Name	Age	Country	Nationality
				
				

Now, fill in the blanks. Then, present it to the class.

Hello. My name's I'm
years old. I'm from
I'm I live in



10. Work in pairs. Ask and answer. Use the given questions and clues.



- What's his/her name?
- Where is he/she from?
- What nationality is he/she?
- Where does he/she live?



10

Fabio

Italian

Rome

Italy

Selin

Turkey

Turkish

Samsun

9



11. Play the guessing game.



Now, act out the dialogue with different cities.



Project time.

Prepare puppets (of different nationalities) and practice short dialogues about countries and nationalities.





1. Cut and stick 2.

Page
161

SPAIN 	CHINA 
SPANISH	CHINESE
IRAQ 	RUSSIA 
IRAQI	RUSSIAN
TURKEY 	GERMANY 
TURKISH	GERMAN





2. Find 6 countries and circle. Then, write.

A	M	G	E	R	M	A	N	Y
T	F	W	L	U	T	O	G	D
U	L	I	E	J	A	P	A	N
R	N	T	H	K	U	K	H	X
K	M	A	R	U	S	S	I	A
E	B	L	O	R	V	Z	Q	V
Y	S	Y	O	T	G	A	M	F
C	F	R	A	N	C	E	J	Z



Now, work in pairs, ask and answer. Use *Where are you from?* / *I'm from...*



3. Answer the questions.

1 Where is Atatürk from?



.....
.....

2 Where is Daniel Craig from?



.....
.....

3 Where is Jennifer Lopez from?



.....
.....

4 Where is Andrés Iniesta from?



.....
.....



Track 19

4. Listen and circle the correct answer.



1. It's in the north / south.
2. It's in the south / east.
3. It's in the north / west.
4. It's in the east / south.



5. Tick (✓) the correct answer.

1.



Look at the girl with the blue dress. Is she from Germany?

- a. Maybe.
- b. I think so.

2.



Look at the boy with the green T-shirt. Is he from Spain?

- a. Maybe.
- b. I think so.

3.



Look at the boy with the yellow hat. Is he from England?

- a. Maybe.
- b. I think so.

4.



Look at the girl with the red blouse. Is she from Italy?

- a. Maybe.
- b. I think so.



6. Read the speech bubble and do the same.



I'm Mary.
I'm English.
I'm from England.



I'm Akira.



Now, draw your picture and write about you.





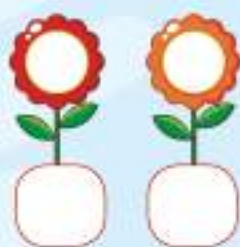

.....

.....

.....



7. Decode the message and answer the question.



.....

.....



Self Assessment.

I can in this unit.	Yes	No
• identify countries and nationalities	<input type="checkbox"/>	<input type="checkbox"/>
• talk about locations of cities	<input type="checkbox"/>	<input type="checkbox"/>
• make simple inquiries	<input type="checkbox"/>	<input type="checkbox"/>

Unit 3

CARTOON CHARACTERS



- Expressing ability and inability
- Talking about possessions
(Making simple inquiries)



Track 20

1. Listen and follow.





Track 21

2. Listen and point at the pictures.



Roostie



Sonia



Voiceboy



Speedy



Maskboy



Track 22

3. Listen and number.

a.



b.



c.



d.



e.





4. Work in pairs. Build up short dialogues as in the example.



I can play football. Can you play football?



No, I can't, but I can swim.



Track 23

5. Listen and follow.





6. Read the dialogue.



Now, work in groups of three and build up similar dialogues. Use school bag, book, crayon or pencil case.



Track 24

7. Listen and follow.



Now, give examples.



This is my book. I can read my book.



8. Read the speech bubble and do the same.



This is Melanie. This is her racket. She can play tennis.





9. Read and match.

1



This is my kite. I
can fly my kite.

2



This is my bike. I
can ride my bike.

3



This is my guitar. I
can play my guitar.

4



This is my puzzle. I
can do my puzzle.



a



b



c



d



Track 25

10. Listen and sing.



Lyrics on page 151.



11. Work in pairs. Ask and answer. Use the given questions.



Hello. I am Harkangel. I am a super hero. I have strong eyes. I have a magic suit. I can change my shape easily, and I can fly.

1

What's his name?

2

Is he a super hero?

3

Can he fly?

4

What can he do?



Project time.

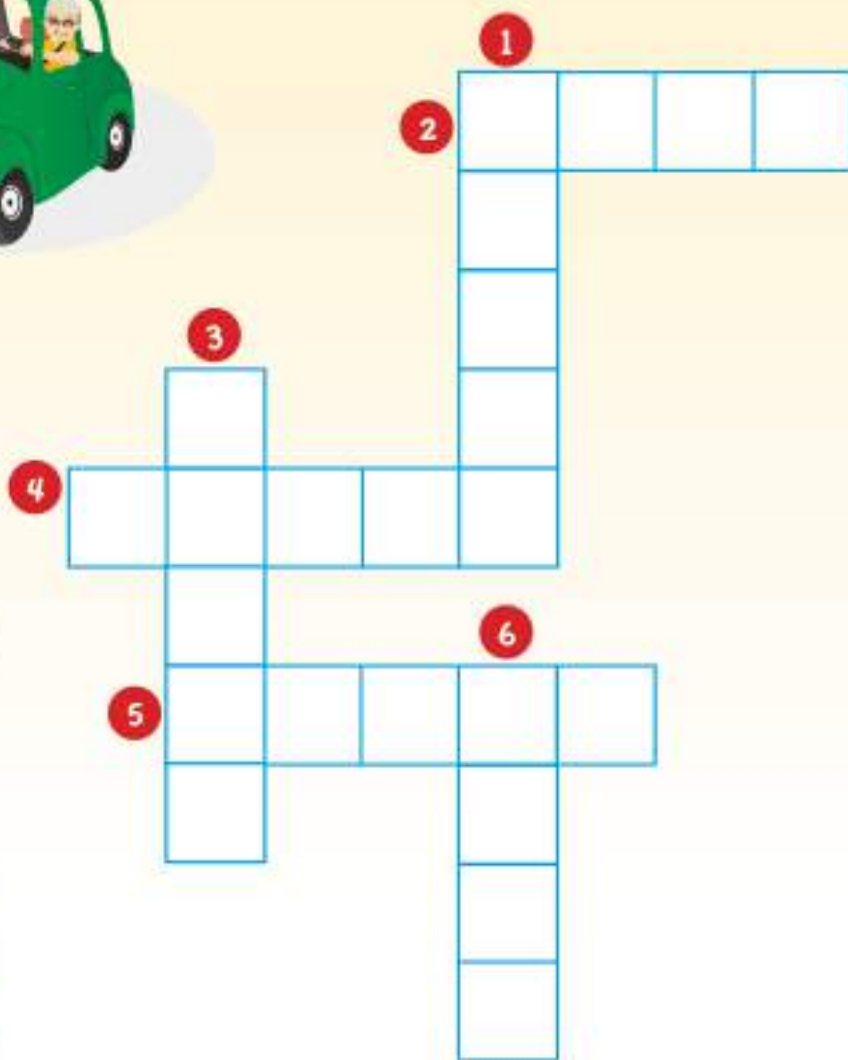
A. Draw an imaginary hero with super powers.



B. Keep preparing your visual dictionary.



1. Do the crossword puzzle.





2. Match the pictures with the sentences.

a



b



c



d



e



f



1. She can swim.

☐

4. He can dance.

☐

2. He can jump.

☐

5. She can ride a horse.

☐

3. She can sing.

☐

6. She can cook.

☐



3. Write True (T) or False (F).

- | | | | |
|--------------|---|---------------|---|
| • climb | X | • run fast | ✓ |
| • jump high | ✓ | • help people | ✓ |
| • turn green | X | • save people | ✓ |

1. Blueman can't climb. ☐

2. He can jump high. ☐

3. He can turn green. ☐

4. He can run fast. ☐

5. He can't help people. ☐

6. He can save people. ☐





4. Read, cut and stick (3).

Page
163



He can jump.



He can run fast.



She can swim.



He can sing.









She can dance.



He can fly.





5. Fill in the blanks. Use **my, your, his** or **her**.

1. He is Sam. These are pencils. 
2. She is Ayşe. This is book. 
3. He is Joe. That is guitar. 
4. I am Harry. These are kites. 
5. You are a student. That is school bag. 
6. She is my sister. This is bike. 

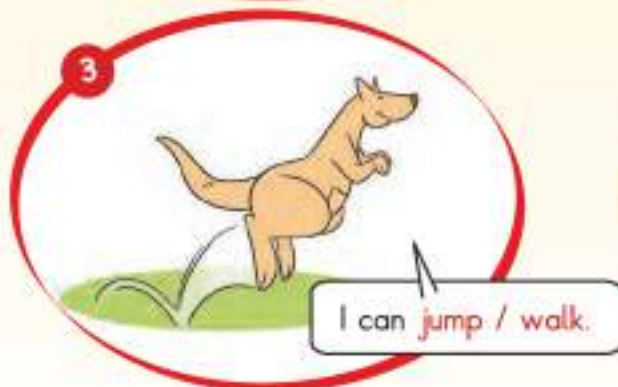


6. Decode the message and draw.





7. Listen and circle the correct answer.



8. Work in pairs and answer the questions.
Use **Yes, I can.** / **No, I can't.**



Can you swim?	Can you dance?
Can you cook?	Can you jump?
Can you sing?	Can you fly?



Self Assessment.

I can in this unit.	Yes	No
• express ability and inability	<input type="checkbox"/>	<input type="checkbox"/>
• talk about possessions	<input type="checkbox"/>	<input type="checkbox"/>

Unit 4

FREE TIME



- Expressing likes and dislikes
- Making simple inquiries
- Asking for clarification



1. Listen and follow.





2. Match and write.

1.



2.



3.



4.



5.



6.



a.

swimming

b.

reading

c.

painting

d.

singing

e.

watching

f.

playing



Now, point and say I like....





3. Listen and number.



4. Complete the sentences according to the pictures.



I like



I love



I don't like

.....

.....

.....

.....

.....

.....





Track 29

5. Listen and follow.



Now, act out the dialogue. Use the given words and phrases.

watching
cartoons

riding a
bike

drawing

swimming

- Pardon me?
- Say that again, please.
- Slowly, please.

Track 30



6. Listen and fill in the chart. Write **Yes, I do.** / **No, I don't.**


Dorothy




Jim

Track 31

7. Listen and sing.



Lyrics on page 151.



8. Tick (✓) or cross (✗) the activities you like/dislike.

• playing tennis.

☐

• skipping rope.

☐

• watching TV.

☐

• riding a bike.

☐

• dancing.

☐

• doing puzzles.

☐

• swimming.

☐

• singing.

☐


Now, work in pairs. Ask and answer as in the example.



Do you like skipping rope?



Yes, I do.



9. Let's do a questionnaire.



A. Yes, I do.



B. Not much.



C. No, I don't.

1. Do you like swimming?


☐

2. Do you like watching TV?


☐

3. Do you like riding a bike?


☐

4. Do you like skating?


☐

5. Do you like running?


☐

6. Do you like playing tennis?


☐

7. Do you like skipping rope?


☐




10. Decode the message and find the question.
Then, answer.


e	o	i	u	d	g	k	l	m	n	s	w	y
△	○	□	☆	☆	◇	☆	✕	✱	🐼	👉	👊	✕



— —




— — —



— — — — —



.....
.....



— — — — — — — —



Project time.

A. Prepare a chart, draw and write your most popular free time activities and hobbies.

Here are my
favourite activities.



I like singing.



I like listening to
music.



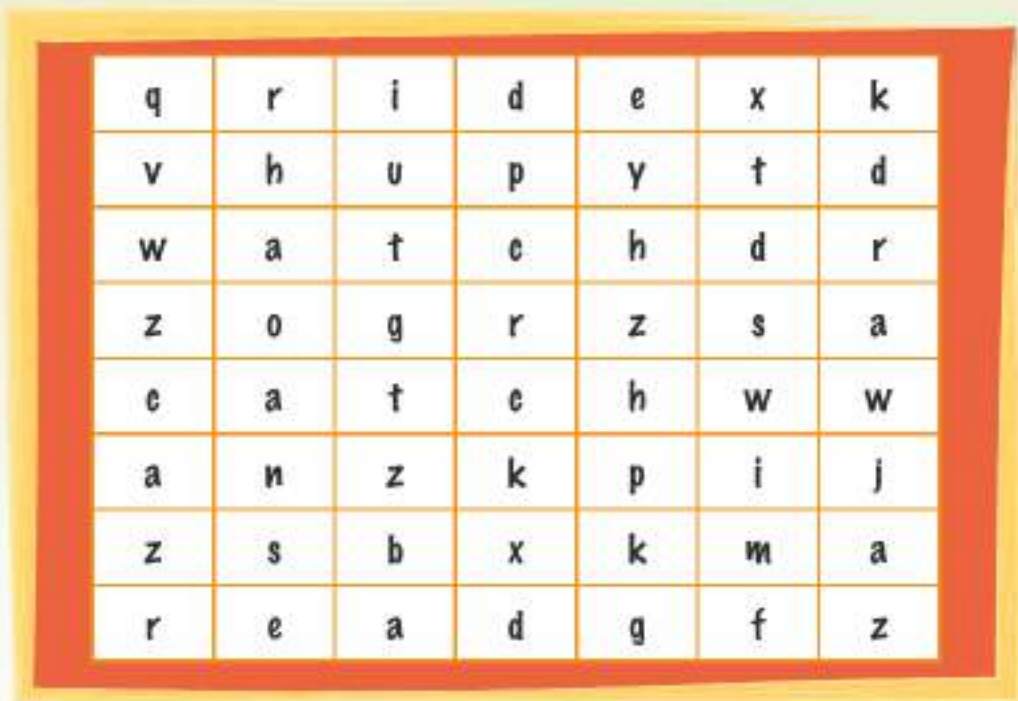
I like skipping
rope.

B. Prepare a questionnaire and find out your friends' likes and dislikes.

C. Keep preparing your visual dictionary.



1. Find 6 words in the word search. Then, match with the pictures and write.





2. Number the hobbies.

- a. skipping (.....)
- b. skating (.....)
- c. listening (.....)
- d. cooking (.....)
- e. swinging (.....)
- f. singing (.....)
- g. dancing (.....)
- h. running (.....)



Now, write what you like doing.

I



3. Work in pairs. Look at the pictures and ask questions. Use **Do you like...?**



swim



skip/rope



draw pictures



ride a bike



read a book



play basketball



4. Listen and write the names. Then, match with the pictures.

1 I like singing.
I'm

a.



b.



2 I like driving.
I'm

c.



3 I like dancing.
I'm

4 I like playing chess.
I'm

d.



5 I like swimming.
I'm

e.



f.



6 I like drawing.
I'm



5. Do a survey.



Find someone in your class who says

Name

1. I like swimming.

2. I like drawing.

3. I like riding a bike.

4. I like watching cartoons.

5. I like playing chess.

6. I like singing.



6. Complete the dialogue. Use the given sentences.

Sally : Paul, do you like watching TV?

I like drawing pictures.

Paul : (1)

Sally : Do you like watching TV?

I like reading books.

Paul : (2)

Sally : What do you like doing?

Repeat, please.

Paul : (3)

What about you?

Sally : Drawing pictures.

No, I don't.

..... (4)

PRACTICE PAGES



7. Read, cut and stick (4).

Page
165

1.

I like driving.

2.

I like riding my bike.

3.

I like drawing.

4.

I like running.



Self Assessment.

I can in this unit.	Yes	No
• express likes and dislikes	<input type="checkbox"/>	<input type="checkbox"/>
• make simple inquiries	<input type="checkbox"/>	<input type="checkbox"/>
• ask for clarification	<input type="checkbox"/>	<input type="checkbox"/>

Unit 5

MY DAY



- Talking about daily routines
- Making simple inquiries
- Telling the time and days

Unit 5
MY DAY



Track 33

1. Listen and follow.





Track 34

2. Listen and repeat.

Days of the week

Sunday

Monday

Tuesday

Wednesday

Thursday

Friday

Saturday

in the

morning
afternoon
evening

on

Monday
Sunday
Friday

at

noon
night



Track 35

3. Listen and number.





Track 36

4. Listen and repeat.



Track 37

5. Listen and number.





6. Ask and answer. Use **What time is it in...?**



1



Istanbul



2



New York



3



London



4



Tokyo



Track 38

7. Listen and draw the hands of the clocks.



My Day

1. I wake up at



2. I have breakfast at



3. I go to school at



My Day

1. I get up at



2. I eat lunch at



3. I do my homework at



8. Listen and sing.



Lyrics on page 152.



Track 40

9. Listen and tick (✓).



in the morning

☐
☐
☐
☐
☐

in the afternoon

☐
☐
☐
☐
☐

in the evening

☐
☐
☐
☐
☐


Now, act out with your friend.



What do you do
in the morning?



I brush my teeth.



Track 41

10. Listen and circle the correct word.



I meet my friends on
Fridays/Saturdays.



I do my homework
at four o'clock/four
fifteen.



I have a shower in
the evening/morning.



I play football on
Tuesdays/Mondays.

Unit 5 MY DAY



11. Look at the pictures and put the sentences in the correct order.



a. I have a shower.

b. I eat breakfast.

c. I go to school.

d. I wake up.



Now, tell your daily routine to your friends.



Project time.

A. Prepare a clock and practice time and numbers.



Here is my day.



I get up at
seven o'clock.



I have breakfast
at eight.



I go to
school at nine
o'clock.



I do my
homework at
four.

B. Prepare a questionnaire and find out your friends' likes and dislikes.



Track 42

1. Listen and write True (T) or False (F).



PRACTICE PAGES



2. Match the sentences with the clocks.

1. It's nine o'clock. (.....)

2. It's seven o'clock. (.....)

3. It's one o'clock. (.....)

4. It's ten o'clock. (.....)

5. It's eleven o'clock. (.....)

6. It's eight o'clock. (.....)





3. Read and fill in the blanks according to the pictures.



I wake up at (1)



Then,

I (2)



my teeth. I eat (3)



with my (4)



and my (5)



At nine

o'clock I go to (6)



In the afternoon, I do my

..... (7)



and I (8)



Sometimes

I meet my (9)



, and I play (10)



In the evening, I read (11)



Then, I go to bed

at (12)



Now, introduce your daily routine to the class.



4. Match and write.

noon

the morning

the evening

the afternoon

midnight

night



in

-
-
-



at

-
-
-



5. Answer about you. Write True (T) or False (F).



1. I get up at eight. ()

2. I brush my teeth every morning. ()

3. I eat breakfast in the afternoon. ()

4. I get dressed and go to school. ()

5. I go to bed in the afternoon. ()

6. I watch TV in the evening. ()



6. Read the sentences, cut and stick (5).

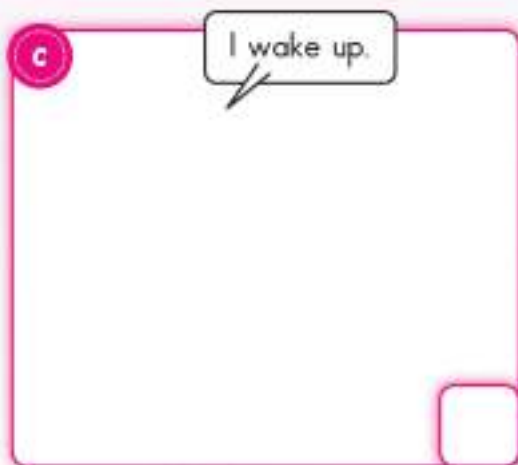
Page
167




I have breakfast.



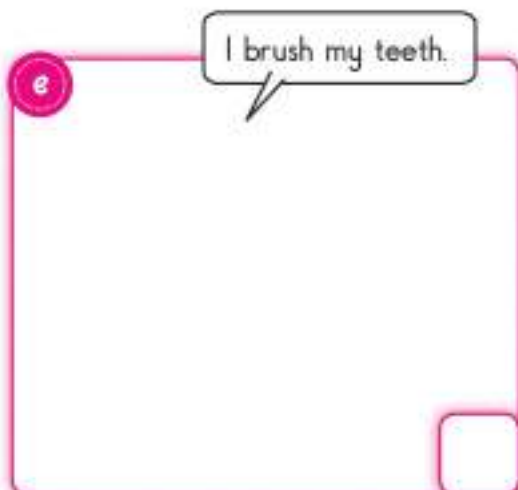
I go to school.




I wake up.



I watch TV.



I brush my teeth.



I get dressed.

PRACTICE PAGES



7. Find the words in the word search. Then, write.

E	W	A	K	E	X	N	Q	A	L
B	J	D	Y	A	P	Z	B	W	P
X	Q	H	P	W	O	C	K	V	D
U	I	A	Y	M	E	E	T	F	O
F	T	V	D	F	S	N	J	B	U
W	Y	E	C	H	C	Z	G	Y	N
A	H	K	E	M	W	A	T	C	H
S	R	W	A	O	X	R	B	S	E
H	A	J	T	S	I	G	E	T	W



..... face



..... homework



..... up



..... friends



..... TV



..... breakfast



..... dressed



..... a shower



Self Assessment.

I can in this unit.	Yes	No
• talk about daily routines	<input type="checkbox"/>	<input type="checkbox"/>
• make simple inquiries	<input type="checkbox"/>	<input type="checkbox"/>
• tell the time and days	<input type="checkbox"/>	<input type="checkbox"/>



1. Match and write.

thirty

forty

ten

twenty

fifty

30

1.

20

2.

50

3.

40

4.

10

5.



2. Match and write.

JAPANESE

SPAIN

GERMANY

ENGLAND

AMERICAN

FRENCH

Countries

-
-
-

Nationalities

-
-
-



3. Fill in the blanks.

I can
fast.



fly

I can



swim

I can
everywhere.



climb

I can
well.



run



4. Read the sentences and match with the pictures.



- | | |
|--------------------------------------|----------------------------------|
| 1. I like riding a bike. (.....) | 4. I like skating. (.....) |
| 2. I like playing tennis. (.....) | 5. I like sliding. (.....) |
| 3. I like watching cartoons. (.....) | 6. I like skipping rope. (.....) |



5. Read the sentences and draw the hands.



1. It's ten o'clock.



2. It's five o'clock.



3. It's one o'clock.

Unit 6

FUN WITH SCIENCE



- Giving and responding to simple instructions
- Making simple inquiries
- Talking about locations



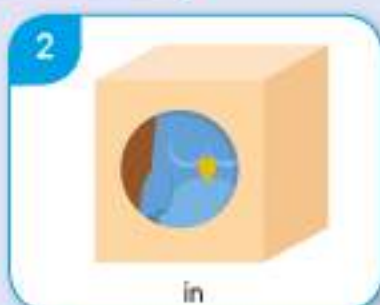
1. Listen and follow.



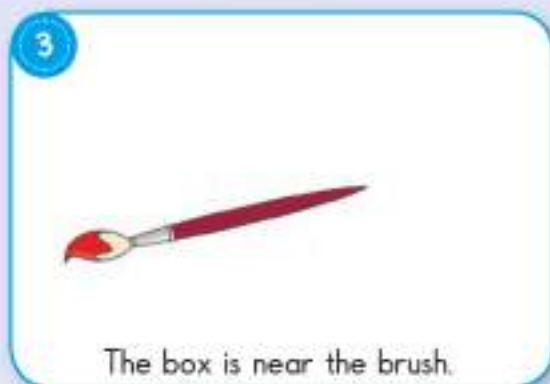

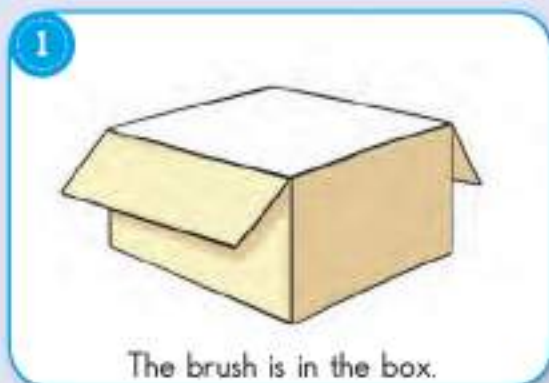


Track 44

2. Listen and repeat.



3. Read and draw.





4. Point and say where the bag, notebook, pencil and crayon are.




5. Work in pairs. Ask and answer.



Where's the brush?



It's behind the bottle.





Track 45

6. Listen and number.

7. Make the sentences negative. Use **Don't...**

Mix the paints.

1. Water the flowers.

2. Cut the paper.

3. Shake the bottle.

4. Colour the picture.

No. Don't mix
the paints.



8. Listen and put in order.

<p>a</p>	<p>b</p>	<p>c</p>
<p>d</p>	<p>e</p>	<p>f</p>



9. Match and write.



.....
.....



.....
.....



.....
.....



.....
.....

a. I can fold the paper.

b. I can shake the bottle.

c. I can mix the paints.

d. I can paint flowers.



10. Read the dialogue.



What's "brush" in Turkish?



Fırça.



Now, work in pairs. Ask and answer.

experiment

scientist

mix

box

shake

fold



Track 47

11. Listen and sing.



Lyrics on page 152.



12. Let's do an experiment. Read the instructions. Then, try it.



Experiment

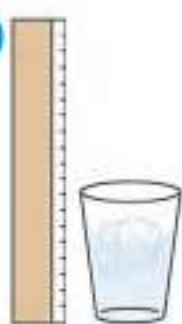


1



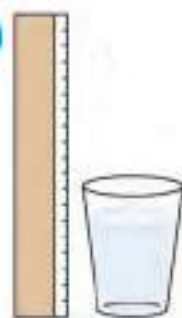
Put some ice in the glass and pour water.

2



Measure the water before the ice melts.

3

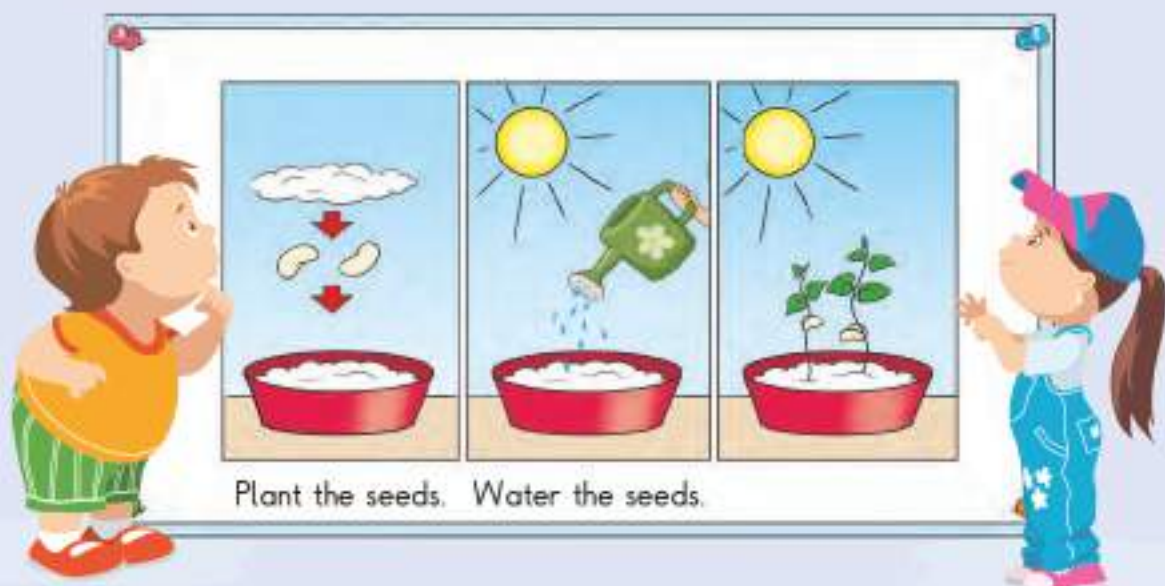


Measure the water after the ice melts.



Project time.

A. Prepare a poster. Illustrate the steps of an experiment. Then, write the instructions.



B. Keep preparing your visual dictionary. Include new vocabulary items.



1. Match A with B and write.

A

B



- a. in front of
- b. on
- c. behind
- d. under
- e. near
- f. in



2. Find the words and circle.



B	W	A	T	E	R	C
M	J	Z	F	Q	W	M
I	V	S	H	A	K	E
X	R	A	G	Y	S	P
O	H	F	O	L	D	C
K	U	M	T	E	I	U
Z	B	K	Q	C	X	T
P	L	A	N	T	N	D





3. Work in pairs. Ask and answer the questions.



Where's the pencil?



Where's the box?



Where's the glass?



Where's the palette?





4. Listen and fill in the blanks. Then, draw pictures.

 <p>1. The pencil is the bottle.</p>	 <p>2. The brush is the crayon.</p>	 <p>3. The eraser is the pencil case.</p>
---	--	--



5. Complete the dialogue with the sentences below.



- Don't mix blue and red.
- Give me the paints.
- Mix blue and red.
- What's experiment in Turkish?



Joe : Let's do an experiment.

Meltem : Okay. (1).

Joe : Here you are. Let's get green.

Meltem : (2).

Joe : No, (3). Mix blue and yellow.

Meltem : Oh! Sorry. You're right.

Joe : (4)?

Meltem : Deney.

PRACTICE PAGES



6. Cut and stick (6).

Page
167















7. Rewrite the sentences. Use **Don't...**

1.

Cut the paper.

2.

Shake the
bottle.

3.

Mix the colours.

4.

Plant the flowers.





8. Answer the questions.



1. What's "fırça" in English?



.....

2. What's "deney" in English?



.....

3. What's "kutü" in English?



.....

4. What's "boya" in English?



.....

5. What's "kes" in English?



.....

6. What's "arkasında" in English?



.....

7. What's "bilim insanı" in English?



.....

8. What's "önünde" in English?



.....

PRACTICE PAGES



9. Read and match.

1



2



3



a. The brush is in the glass.

b. The brush is behind the glass.

c. The brush is in front of the glass.



10. Read and complete the sentences.

1



To get orange,
mix
and



2



To get brown,
mix
and



3



To get green,
mix
and



Self Assessment.

I can in this unit.	Yes	No
• give and respond to simple instructions	<input type="checkbox"/>	<input type="checkbox"/>
• make simple inquiries	<input type="checkbox"/>	<input type="checkbox"/>
• talk about locations	<input type="checkbox"/>	<input type="checkbox"/>

Unit 7

JOBS



- Describing what people do and expressing what people like
- Making inquiries



1. Listen and follow.



Track 50



2. Listen, point at the picture and repeat.



FARMER



DENTIST



NURSE



TEACHER



POLICEMAN



FIREMAN



WAITER



CHEF



SINGER



VET

Track 51



3. Listen and follow.





4. Work in pairs. Ask and answer.



Miss Todd. What
does she do?



She is a nurse.



Miss Todd



Mrs Tuna



Mr Demir



Mr Michael



Mrs Peters



Mr Jackson



Track 52

5. Listen and write the names.











6. Work in pairs. Ask and answer.



Where does a waiter work?

What does he like doing?

At a restaurant.

Serving.



Track 53

7. Listen and number.

a



b



c



d



8. Listen and sing.



9. Read the speech bubble. Do the same as in the example.



Tom's a chef. He works at a restaurant. He likes cooking.





10. Look at the given clues and talk about Mr Jenkins. Answer the questions.


Tom Jenkins

farmer

vegetables

England

farm



1. What is his name?
2. Where is he from?
3. What is his job?
4. Where does he work?
5. What does he like?



11. Read the dialogue.



Now, act out the dialogue with your friend. Use different jobs.



12. Read and put the sentences in the correct order.



Mr Abbot: I'm a teacher.

Patty: Where do you work?

Mr Abbot: Hello. My name's Henry Abbot.

Mr Abbot: I work at a school.

Patty: What's your job?

Patty: Hi! What's your name?



Project time.

A. Prepare a poster about people's jobs and where they work.



He's a chef. He works
at a restaurant.



She's a doctor.
She works at a hospital.



B. Prepare a poster about your parents and their jobs. Use photos and drawings.

C. Keep preparing your visual dictionary.



1. Do the puzzle.

1



2



2



3



3



4



4



5



6



5



6





2. Match the pictures with the words.



a. **SINGING**

c. **TEACHING**

e. **COOKING**

b. **FLYING**

d. **DANCING**



Now, work in pairs. Ask and answer the questions.

1. What does Peter do?
2. What's Robin's job?
3. What does Burak do?
4. What does Mrs Parker do?
5. What's Sally's job?





3. Read and find out their jobs.



I like cooking.



I like singing.



I like growing fruit.

a. chef

b. vet

c. farmer

d. pilot

e. singer

f. dancer



I like flying planes.



I like dancing.



I like helping animals.



4. Do a survey about your family members and write.

What do they do?



mother	father	grandfather	grandmother	uncle	aunt

PRACTICE PAGES



5. Tick (✓) six jobs and cross (✗) six actions. Then, write.



• dentist	• chef	• tailor
• waiter	• cut	• teach
• serve	• grow	
• fireman		• fly
• vet	• examine	

Jobs

Actions

1.
2.
3.
4.
5.
6.

1.
2.
3.
4.
5.
6.



Track 55

6. Listen and complete the sentences.





7. Make sentences and questions with the given words.

1.



do

what

she

does

?

2.



a

He

fireman

is

3.



does

where

work

Tom

?

4.



songs

She

singing

likes

5.



works

a

he

hospital

at



8. Answer the questions.

1. Where does a postman work?



2. Where does a doctor work?



3. Where does a policewoman work?



PRACTICE PAGES



9. Cut and stick (7).

Page
169

1



A dancer likes
dancing.

2



A chef likes
cooking.

3



A vet likes
helping animals.

4



A teacher
likes teaching.



10. Decode the message. Then, answer.

a	i	o	u	b	h	j	r	t	w	y	s	
a	H	4	s	n	§		®	©	😊	⚙️	👋	
😊	§	a	©	H	👋	⚙️	4	s	®		4	n



Self Assessment.

I can in this unit.	Yes	No
• describe what people do and express what people like	<input type="checkbox"/>	<input type="checkbox"/>
• make inquiries	<input type="checkbox"/>	<input type="checkbox"/>

Unit 8

MY CLOTHES





- Describing the weather
(Expressing basic needs)
- Making simple requests
- Naming the seasons of the year

Unit 8 MY CLOTHES



Track 56

1. Listen and follow.



Now, listen, point and repeat. Track 57

Track 58



2. Listen and tick (✓) the correct picture.



3. Write True (T) or False (F).



1. Her T-shirt is blue.
2. She has red shoes.
3. Her hat is green.
4. Her shorts are blue.
5. She has white socks.

○
○
○
○
○

Track 59



4. Listen and colour.





5. Listen, point at the pictures and repeat.

Winter



cold / snowy

Spring



warm / cloudy

Summer



hot / sunny

Autumn



cool / rainy

Now, work in pairs. Ask and answer.



What's the weather
like in summer?



It's sunny
and hot.

Track 61



6. Listen and write True (T) or False (F).



7. Match A with B and say.

It's sunny. Put on your T-shirt.

A



It is sunny.



It is cloudy.



It is snowy.



It is rainy.



B

a. Wear your jacket.



b. Wear your gloves.



c. Put on your T-shirt.



d. Take your umbrella.



Unit 8 MY CLOTHES



8. Ask and answer.

Seasons

winter autumn
summer spring



It's warm.

Number 1. What season is it?

Weather conditions

hot warm cold
snowy rainy cool
cloudy sunny



It's spring. What's the weather like in spring?



1



2



3



4



Track 62

9. Listen and follow.



1



2

COAT SCARF
SUNGLASSES

DIRTY
BROKEN BIG

Now, act out the dialogue. Use the given words.



Track 63

10. Listen and fill in the blanks.



It's and
in Ankara in winter. Put
on your and
.....



It's and
in London today. I need
my



Now, describe the weather and say I need ...



Track 64

11. Listen and sing.



Lyrics on page 152.

Unit 8 MY CLOTHES



12. Play the guessing game.

1



2



Project time.

A. Prepare a seasonal weather chart and classify the clothes you wear in different seasons.



- T-shirt
- Shorts



- Gloves
- Coat



- Jacket
- Trousers



- Raincoat
- Dress

B. Make puppets with seasonal clothes. Describe them to your friends.



1. Look and tick (4) the clothes in the wardrobe.



1. dress

☐

6. socks

☐

2. umbrella

☐

7. coat

☐

3. trousers

☐

8. boots

☐

4. hat

☐

9. sunglasses

☐

5. bag

☐

10. skirt

☐



2. Listen and fill in the blanks. Use **need**, **put on** or **wear**.

1. It's cold. your coat, Tom.
2. It's rainy. I my umbrella.
3. It's snowy. your boots, Maria.
4. It's sunny. I my sunglasses.
5. It's hot. your T-shirt, Joe.



3. Look at the clothes and find them in the word search.



A	I	T	R	O	U	S	E	R	S	D
V	D	F	M	W	Z	R	K	J	Z	P
D	R	E	S	S	D	G	R	Y	N	S
H	X	V	G	C	A	L	B	P	E	H
B	S	K	I	R	T	O	C	Z	S	O
I	G	U	M	T	L	V	S	T	I	E
S	O	C	K	S	K	E	L	G	M	S
U	H	N	T	O	P	S	K	F	A	O



4. Match the seasons with the pictures.



autumn ☐

summer ☐



winter ☐

spring ☐



5. Use the words in the stars and find the hidden question. Then, ask it to you friend.





6. Do the crossword puzzle.

1



2



3



4



7

5



6



7



1

2

3

4

5

6



7. Read the dialogue and do the same.



1. Sarah: ? (hat)

Linda: No,



2. Brian: ? (scarf)

Kevin: Yes,



8. Odd one out.

1. SOCKS SHOES TROUSERS HAT

2. COAT T-SHIRT GLOVES BOOTS

3. WEATHER RAINY CLOUDY SNOWY

4. AUTUMN WINTER SEASON SUMMER

PRACTICE PAGES



9. Read, cut and stick (8).

Page
171

It's summer.

It's sunny.

It's winter.

It's snowy.



Self Assessment.

I can in this unit.	Yes	No
• describe the weather	<input type="checkbox"/>	<input type="checkbox"/>
• make simple requests	<input type="checkbox"/>	<input type="checkbox"/>

Unit 9

MY FRIENDS




- Describing people
(Making simple inquiries)
- Talking about possessions

Unit 9 MY FRIENDS




Track 66

1. Listen and follow.



Track 67

2. Listen and point at the pictures.

HAIR COLOUR	EYE COLOUR	HAIR STYLE	BODY BUILD
 blonde	 blue	wavy 	tall short 
 black	 brown	straight 	fat slim thin 
 brown fair	 green	curly 	



3. Match the pictures with the sentences and write.



a. Theo has curly black hair.

b. Theo has long straight hair.

c. Theo has wavy brown hair.



Track 68

4. Listen and write the names.

Kevin

Helen

Joe

Susan



Unit 9 MY FRIENDS



5. Point at a picture and describe them.



Now, describe your teacher or family members.



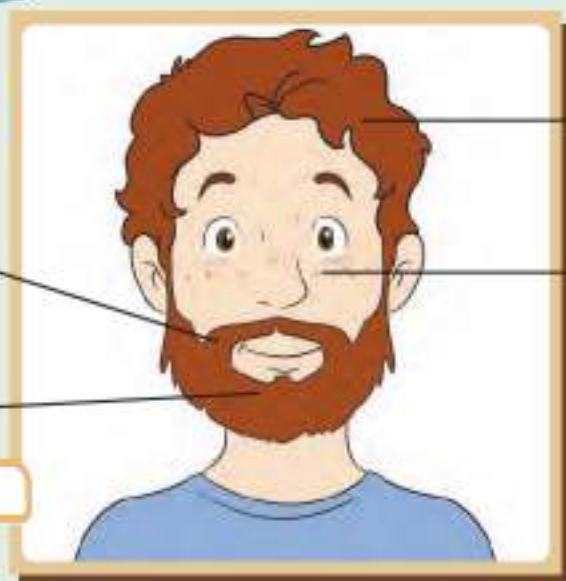
6. Work in pairs. Ask and answer.



Does he have curly hair?



No. He has wavy hair.



1.

2.


3.

4.



Track 69

7. Listen and draw picture.



8. Read and write the names.

1.



2.



3.



- a. This is Ted. He's tall and thin. He has green eyes. He's blonde. He's handsome.
- b. This is Doris. She's beautiful. She's tall. Her hair is long, wavy and brown. She has blue eyes.
- c. This is Jack. He's tall and slim. He has wavy black hair. His eyes are blue.



9. Listen and sing.



Lyrics on page 152.



10. Draw your best friend's picture and describe him/her.



11. Work in pairs. Describe the pictures.



Number 1. What does he look like?



He has short curly hair. It's brown. His eyes are blue.



12. Play a game. Take turns, throw a dice and answer the questions.

START!

Describe your best friend.

Go ahead 2 spaces.

What does your English teacher look like?

Who has blue eyes in your class?



Does your mother have curly hair?

Go ahead 2 spaces.

Do you have long or short hair?

Take an extra turn.

What do you look like?

Describe your favourite celebrity.

END!



13. Draw your picture and answer.



What do you look like?

.....

.....

.....



Project time.

A. Prepare a poster about a friend or a family member and describe him/her.



This is my mother. She has green eyes, and her hair is brown and curly.

This is my father. His eyes are brown. He has straight hair.

B. Work in pairs. Describe your favourite actor/singer. Your friend draws his/her picture.



1. Complete the words.



1. h.....

2. m.....

3. b.....



2. Write True (T) or False (F).

1



a. Bill has blue eyes.

☐

b. He has curly hair.

☐

c. His hair is black.

☐

d. He has long hair.

☐

2



a. Rita has brown eyes.

☐

b. She has straight hair.

☐

c. She is blonde.

☐

d. Her hair is short.

☐


PRACTICE PAGES



3. Answer the questions. Then, draw pictures.



What does your
mother look like?



What does your
father look like?



4. Work in pairs. Look at the pictures and answer the questions.

A.



Ahmet

1. What's his name?
2. What does he look like?

B.

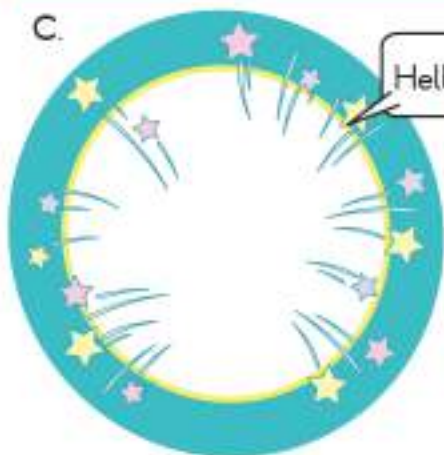


Gülay



Now, answer about you.

C.



YOUR PICTURE

Hello, I'm

1. What's your name?
2. What do you look like?

PRACTICE PAGES



5. Answer the questions.



1. Is he blonde?

2. Does he have long hair?

3. Does he have brown eyes?



1. Is her hair curly?

2. Does she have black hair?

3. Does she have green eyes?



6. Match and write.

thin

cloudy

beautiful

tall

sunny

curly hair

blue eyes

handsome

Appearance

-
-
-

-
-
-



7. Read, cut and stick (9).

Page
173



1. Her hair is straight.
She has long hair.



2. He has a moustache.
He has blue eyes.



3. He has short hair.
He is blonde.



4. Her eyes are brown.
She has a headscarf.



8. Listen and complete the speech bubble. Then, draw a picture.



This is Sue. She has (1)
 (2). She has (3)
 (4) hair. She's (5)
 and (6). She's happy.



Self Assessment.

I can in this unit.	Yes	No
• describe people	<input type="checkbox"/>	<input type="checkbox"/>
• talk about possessions	<input type="checkbox"/>	<input type="checkbox"/>

Unit 10

FOOD AND DRINKS



- Making offers
- Expressing basic needs and feelings
(Making simple inquiries)

Unit 10

FOOD AND DRINKS

Track 72



1. Listen and follow.



Track 73



2. Listen, point at the pictures and repeat.



Track 74



3. Listen and write Mouse (M) or Cat (C) in the boxes.



Unit 10 FOOD AND DRINKS



4. Work in pairs. Act out the dialogue. Use different food and drinks.



Track 75

5. Listen and tick (✓) Patty's tray.





Track 76

6. Listen and complete the faces.



Track 77

7. Listen and sing.



Lyrics on page 152.

Unit 10 FOOD AND DRINKS

Track 78



8. Listen and match.



Eric



Joe



Kate



Pam



Bill



Now, point at a child, ask and answer. Is he/she hungry/thirsty?
Yes, he/she is. No, he/she isn't.



9. Work in pairs and act out the dialogue.



- No, thanks. I'm full.
- Yes, please.

- No, thanks.
- No, thanks, maybe later.



Track 79

10. Listen and circle.

Patty



Andy



Jin



11. Handcraft.



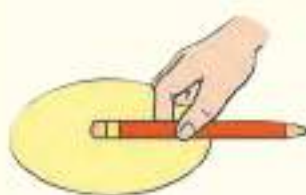
draw



cut



glue



stick

I like cupcakes.
Want a cupcake?



No, thanks. I don't
like cupcakes.

Unit 10 FOOD AND DRINKS



12. Draw three food and three drink items. Then, listen to your teacher and play Bingo.



Project time.

A. Prepare a menu for an imaginary restaurant. Use drawings and photos.

Here's my menu.



B. Complete your visual dictionary.



1. Match and write.



FOOD

1.
2.
3.
4.
5.

DRINKS

1.
2.
3.
4.
5.





2. Work in pairs, ask and answer. Use **Would you like some** or **a(n)...**?. Then, write the answers.

1



.....



2



.....



3



.....



4



.....



5



.....



6



.....





3. Cut and stick (10).

Page
173



Yummy! Here's my breakfast.

olives

bread

cupcake

cheese

milk

Track 80



4. Listen and fill in the blanks. Then, tick (✓) the correct pictures.



I'm Jane. I want some
..... and a



I'm Eric. I want some
..... and



I'm Hasan. I want some
..... and

Jane						
Eric						
Tom						

PRACTICE PAGES



5. Read and tick (✓).



- milk ☐
- honey ☐
- orange ☐
- sandwich ☐
- cereal ☐



- banana ☐
- cheese ☐
- egg ☐
- olives ☐
- orange juice ☐



- water ☐
- marmalade ☐
- soup ☐
- cupcake ☐
- apple ☐



6. Complete the dialogue with the questions below.

Laura : (1) ?

Tessa : No, thanks. I'm full.

Laura : (2) ?

Tessa : Yes, I am.

Laura : (3) ?

Tessa : No. I don't like tea.

Laura : (4) ?

Tessa : Yes, please.

Want some orange juice?

Do you want a cupcake?

Are you thirsty?

Would you like some tea?



7. Build up sentences and questions.

1.	some	what	cheese	about	?
2.	later	thanks	maybe	no	.
3.	you	hungry	are		?
4.	like	you	some	would	jam
5.	a	do	want	you	sandwich
6.	want	please	I	soup	some



8. Make sentences.

<div data-bbox="254 1390 669 1595"> <p>am hungry</p> <p>I</p> </div> <p>1.</p>	<div data-bbox="870 1390 1285 1595"> <p>like pasta</p> <p>I</p> </div> <p>2.</p>
<div data-bbox="254 1692 669 1897"> <p>want I butter</p> <p>some</p> </div> <p>3.</p>	<div data-bbox="870 1692 1285 1897"> <p>full No thanks</p> <p>I'm</p> </div> <p>4.</p>

PRACTICE PAGES




9. Fill in the blanks. Then, draw.

1



I can eat

or




2



I can drink

or



Self Assessment.

I can in this unit.	Yes	No
• make offers	<input type="checkbox"/>	<input type="checkbox"/>
• express basic needs and feelings	<input type="checkbox"/>	<input type="checkbox"/>



1. Match and write.



scientist

fold

paint

cut



2. Complete the words.



c _ e _



f _ _ m _ r



d _ _ t _ s _



f _ r _ m _ n



3. Circle the correct word.



It's sunny/snowy.



It's cloudy/windy.



It's rainy/cloudy.




It's cold/hot.



4. Read and draw.

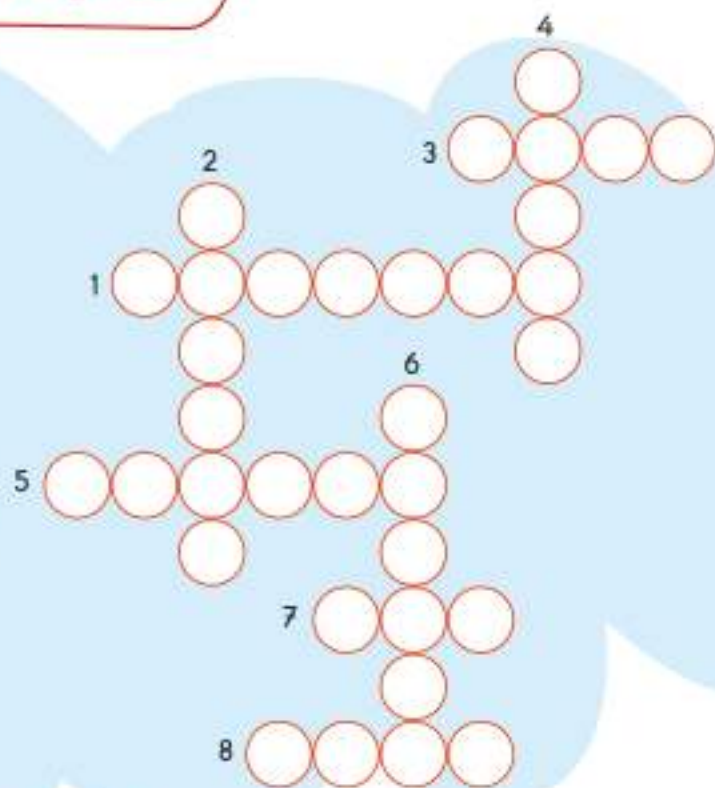
1. He is tall. He has green eyes and brown hair. He has a moustache.



2. She is thin. She has curly hair. It is black. Her eyes are blue.



5. Do the crossword puzzle.



UNIT 1

CLASSROOM RULES (Page 12)

Sit down, stand up. x2
Come here and be quiet.

Knock, knock, knock.
May I come in?
Yes, you may.
Sure, of course.

Clean the board.
Shut the door.
Turn around.
Open the window.

Sit down, stand up.
Come here and be quiet. x2

UNIT 2

NATIONALITY (Page 26)

Hello, Ciao, Merhaba.
Where are you from?
Where are you from?
I'm Turkish, I'm English.
I'm German, I'm Italian.
Hello, Ciao, Bon jour.
Where do you live?
Where do you live?
I live in America.
I live in Canada.
I live in China.
I live in Russia.
Hello, Ciao, Merhaba.
Bon jour, Guten tag, Hola.
Hello, Ciao, Merhaba.
Bon jour, Guten tag, Hola.

UNIT 3

CARTOON CHARACTERS (Page 41)

Hey, Peter Pan.
Hey, Peter Pan.
Can you fly?
Can you dive?
Yes, I can. x4

Hey, Spiderman.
Hey, Spiderman.
Can you climb?
Can you ride?
Yes, I can. x4

I love all the cartoons.
I love all the cartoons.
Let's watch and have
fun with the cartoons.

UNIT 4

FREE TIME (Page 54)

Free time, free time.
What do you like doing
in your free time?
Free time, free time.
What do you like doing
in your free time?

I like reading.
I like riding.
I like singing.
I like swimming.

What about you?
What about you?
What do you like doing
in your free time?

UNIT 5

MY DAY (Page 68)

Tick, tock goes the clock.
We all start school at nine.
We learn our morning lessons.
And at twelve it's lunch time.
Tick, tock goes the clock.
We learn till half past three.
Then, it's home time.
For the teachers, you and me.

UNIT 6

FUN WITH SCIENCE
(Page 85)

Let's do an experiment.
Let's do an experiment.
Let's do an experiment.
Let's do an experiment.
Mix red and yellow.
Get orange.
Mix black and white.
Get grey.
Cut the paper.
Draw the picture.
Use the brush.
Put the box.
Cut the paper.
Draw the picture.
Use the brush.
Put the box.

Let's do an experiment. x8
Let's do an experiment.

UNIT 7

JOBS (Page 98)

What's your job?
Where do you work?
I am a doctor.
I work at a hospital.
What's your job?
Where do you work?
I am a teacher.
I work at a school.
What's your job?
Where do you work?
I am a pilot.
I work at an airport.
What's your job?
Where do you work?
What's your job?
Where do you work?

UNIT 8

MY CLOTHES
(Page 113)

What's the weather like today?
It's nice, hot and sunny.
What's the weather like today?
It's bad, cold and snowy.

Autumn, spring. x4
summer and winter.
All the seasons.
Have different weather.

UNIT 9

(Page 126)

What do you look like? x 4
I have blue eyes.
I have curly hair.
I am tall and thin.
I am tall and thin.

What about you? x4
What do you look like? x4

UNIT 10

FOOD AND DRINKS
(Page 139)

Food and drinks. x2
I love all the food and drinks.

Butter, bread and tea.
Honey, olives and coffee.
Pasta, soup and cupcake.
I want cheese and milk.

Food and drinks. x2
Would you like some food and drinks?

UNIT 1

crayon
eight
Excuse me
fifty
forty
give
hundred
ninety
Of course
seventy
sharpener
sixty
Sure

UNIT 2

American
Chinese
England
English
France
French
German
Germany
Iraq
Iraqi
Italian
Italy
Japan
Japanese
Pakistan
Pakistani
Spain
Spanish
Turkey
Turkish

UNIT 3

cook
dance
draw
fly
jump
paint
play
read
ride
repeat
run
sing
skate
skip rope
slide
swim
swing
watch

UNIT 4

carry
cartoon
catch
change
climb
cook
dive
drive
magic
shape
speak
take
trouble

UNIT 5

brush
comb
eat
get
dressed
get on
get up
meet
noon
wait
wake up
wash

UNIT 6

behind
bottle
box
brush
cut
draw
eruption
experiment
fold
in front of
measure
mix
near
plant
pour
scientist
shake
water

UNIT 7

baker
chef
dentist
direct
farm
farmer
fireman
fire station
florist
hospital
job
nurse
policeman
police station
postman
post office
singer
vet
waiter
work

UNIT 8

autumn
boot
borrow
broken
cloudy
coat
cold
cool
dress
glove
hat
hot
jacket
king
need
pirate
put on
queen
raincoat
rainy
scarf

season
shirt
shoe
skirt
snowy
sock
spring
summer
sunglasses
sunny
trousers
T-shirt
umbrella
warm
weather
wear
winter

UNIT 9

beard
beautiful
blonde
curly
fat
moustache
slim
straight
tall
thin
wavy

UNIT 10

bread
butter
cheese
chicken
coffee
cupcake
full
honey
hungry
ice cream
lemonade
milk
olive
orange juice
pasta
pizza
salad
sandwich
soup
sushi
tea

thirsty
tray
water

- BREWSTER, J., ELLIS, G., GIRARD, D., The Primary English Teacher's Guide. Longman, (2002).
- CAMERON, L., Teaching Languages to Young Learners, CUP, Cambridge, (2001).
- Council of European Framework of Reference for Languages: Learning, Teaching, Assessment, Cambridge University Press, Cambridge, 2001
- Diller İçin Avrupa Ortak Başvuru Metni, Öğrenme - Öğretme - Değerlendirme, T. C. Millî Eğitim Bakanlığı, Talim ve Terbiye Kurulu Başkanlığı Yayınları, Ankara, 2009.
- DOUGLAS, M.O., Pedagogical Theories and Approaches to Teach Young Learners of Japanese as a Heritage Language, Heritage Language Journal, 3 (1) (2005).
- ERSÖZ, A. Materials Evaluation and Design, Ankara, Gazi Faculty of Education, ELT Department, 2005.
- LINSE, T. C. Practical English Language Teaching. New York: McGraw Hill, 2005.
- GENESEE, F., (ed)., Educating second language children: The whole child, the whole curriculum, the whole community. New York: Cambridge University Press, (1994).
- GORDON, T., (ed)., Teaching Young Children a Second Language, Westport, Praeger, (2007).
- LINSE, T.C., Practical English Language Teaching, McGraw Hill, New York, (2005).
- MİRİCİ, İ. H. Development and validation process of a European language portfolio model for young learners. Turkish Online Journal of Distance Education, 9 (2),26-34 2008.
- MOON, J., Children Learning English. Macmillan Education, (2005).
- T.C. Millî Eğitim Bakanlığı İngilizce Dersi Öğretim Programı (İlkokul ve Ortaokul 2, 3, 4, 5, 6, 7 ve 8. sınıflar), Ankara, 2018.
- RIXON, S., Teaching English to Young Learners: How to Teach English to Young Learners - For the Professional English Language Teacher. Modern English Publishing Ltd, (2005).
- Collins Dictionary & Thesaurus Harper Collins Publishers, Glasgow, (2005).

VISUALS

Illustrations and some photographs that have been used in this book belong to the publishing house.

Some illustrations and photographs have been bought from www.shutterstock.com between 01/05/2018 - 17/05/2019.

sayfa 7	sayfa 28	228254548	sayfa 74	safya 108	48159160
335085791	141539263	sayfa 43	1089426014	194738588	sayfa 144
335085821	1186098511	677767024	sayfa 77	1094164565	225057283
335085758	509280616	596510849	572273152	sayfa 111	228018424
1094164565	63498154	110198384	224575945	207099775	712802944
543732652	sayfa 29	172870232	171970145	722636176	sayfa 145
141539263	775162147	sayfa 44	294471578	298424537	568913854
1186098511	1186098511	158623025	1331066870	sayfa 112	423586093
sayfa 13	sayfa 30	139453718	sayfa 79	267598247	722503906
241581334	418522018	415690402	694619791	1141266809	516256453
sayfa 14	1186098511	sayfa 45	379541797	sayfa 114	sayfa 148
102046363	1104185156	138966062	sayfa 81	194738588	310600292
sayfa 17	374544505	sayfa 49	168868154	sayfa 117	70876951
478019749	sayfa 31	415690402	199368812	194738588	sayfa 163
sayfa 18	95989645	sayfa 54	sayfa 83	sayfa 121	330512723
449915098	1076315261	478019740	1089426014	103601969	66865900
sayfa 19	1089426014	sayfa 59	374544505	sayfa 129	294121895
82843027	1186098511	1146815774	sayfa 85	211492906	490272493
122940091	366850064	532987804	478019749	sayfa 130	224575945
685193794	sayfa 32	530673190	sayfa 87	1156696813	738641374
sayfa 20	755253742	sayfa 63	263297252	sayfa 131	450657700
543732652	1152035540	1024491613	sayfa 88	1156695634	sayfa 171
1186098511	sayfa 33	1277777185	571497349	sayfa 132	338317280
sayfa 21	499446865	sayfa 64	sayfa 93	451031530	1102628687
1061025899	1186098511	1052299469	501622267	451031527	sayfa 173
sayfa 23	234269065	1052249114	sayfa 97	sayfa 135	779728408
1094164565	sayfa 35	1158536011	478019749	568913854	
236410930	109986494	1102628720	sayfa 100	1122908084	
3283261	564399844	sayfa 66	1297380421	sayfa 137	
34728043	69831262	426073468	sayfa 101	99835964	
1110382109	sayfa 37	316731494	649105228	safya 138	
410841832	564399844	sayfa 67	1142732495	274929998	
sayfa 24	1149208280	478019749	1142732501	596608859	
431316772	294121895	482279779	609796634	sayfa 139	
366850064	1237009645	sayfa 70	598891553	1032824407	
523995529	sayfa 40	1024491613	79642990	461676628	
1094164565	10998688924	sayfa 71	342946820	sayfa 140	
499446865	141539263	1331066870	sayfa 105	494982262	
sayfa 25	sayfa 41	547117963	1214259082	451031527	
1094164565	452916121	642094390	494083438	1010766364	
141539263	447847342	785412460	419543758	sayfa 142	
sayfa 26	631128491	1184494375	safya 107	614047754	
649823851	666289711	737330320	194520446	708532165	
1094164565	sayfa 42	429445960	533989201	sayfa 143	
141539263	666289711		1022925172	235166221	

UNIT 1

Page 15

1.
 - a. 4. Give me the ruler.
 - b. 1. Be quiet.
 - c. 5. Say that again.
 - d. 2. Clean the board.
 - e. 6. May I come in?
 - f. 3. Open the window.

Page 16

2.
 1. Yes, you may.
 2. Of course.
 3. Sorry, not right now.
 4. Sorry, not right now.
 5. Yes, you may.

Page 17

3.
 1. Two - Six
 2. Three - Five - Two
4.
 1. three
 2. two



Page 18



Page 19

5.
 - 20 - twenty
 - 30 - thirty
 - 40 - forty
 - 50 - fifty
 - 34 - thirty-four
 - 51 - forty-one
 - 28 - twenty-eight
 - 15 - fifteen
 - 47 - forty-seven

6.
 1. c
 2. e
 3. a
 4. b
 5. d

Page 20

7. Ss' own answers

UNIT 2

Page 29



Page 30

2.

A	M	G	E	R	M	A	N	Y
T	F	W	L	U	T	O	G	D
U	L	I	E	J	A	P	A	N
R	N	T	H	K	U	K	H	X
K	M	A	R	U	S	S	I	A
E	B	L	O	R	V	Z	Q	V
Y	S	Y	O	T	G	A	M	F
C	F	R	A	N	C	E	J	Z

1. Russia
2. Germany
3. Italy
4. Japan
5. Turkey
6. France

Page 31

3.
 1. He's from Turkey.
 2. He's from England.
 3. He's from the USA.
 4. He's from Spain.

4.
 1. north
 2. south
 3. west
 4. east

Page 32

5.
 1. I think so.
 2. Maybe.
 3. I think so.
 4. Maybe.

Page 33

6.
 - I'm Akira. I'm Chinese.
 - I'm from China.

Now, draw your picture and write about you.
Ss' own answers

7.
 - Where do you live?

UNIT 3

Page 43

1.
 1. drive
 2. dive
 3. catch
 4. dance
 5. carry
 6. ride

Page 44

1. c
2. b
3. d
4. e
5. f
6. a

Page 45

3.
 1. T
 2. T
 3. F
 4. T
 - 5.
 6. T

Page 46



Page 47

5.
1. his 2. her 3. his
4. my 5. your 6. her

6.
He can swim.
-

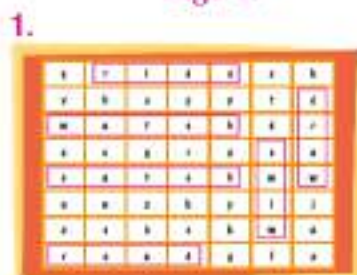
Page 48

7.
1. fly 2. swim
3. jump 4. climb

8. Ss' own answers

UNIT 4

Page 57



1. watch 2. read
3. catch 4. ride
5. draw 6. swim

Page 58

2.
a. 3 b. 7 c. 6
d. 4 e. 2 g. 8 h. 1

Now, write what you like
doing.
Ss' own answers

Page 59

3. Ss' own answers.

Page 60

4.
1. Oya 2. Ahmet
3. Meltem 4. Cemal
5. Demet 6. Cem

Page 61

5. Ss' own answers

6.
1. Repeat, please.
2. No, I don't.
3. I like reading books.
4. I like drawing pictures.

Page 62



UNIT 5

Page 71

1. T 2. F 3. F 4. T
5. F 6. F 7. T 8. T

Page 72

2.
1. c 2. e 3. b
4. f 5. a 6. d

Page 73

3.
1. eight o'clock

2. brush
3. breakfast
4. mother
5. father
6. school
7. homework
8. watch TV
9. friends
10. basketball
11. a book
12. ten o'clock

Page 74

4.
in - the morning
the afternoon
the evening
at - noon
night
midnight

5. Ss' own answers

Page 75



Page 76

7.
1. wash 2. do
3. wake 4. meet
5. watch 6. eat
7. get 8. have

E	N	A	K	E	X	N	O	A	L
S	J	D	Y	A	P	Z	B	W	P
X	Q	M	P	W	O	C	K	V	D
G	I	A	Y	N	E	E	T	I	D
F	T	V	D	F	S	N	J	B	N
N	T	E	C	B	C	Z	G	T	N
A	N	K	E	N	W	A	T	C	N
S	R	W	A	O	K	R	B	S	E
N	A	J	T	S	I	G	E	T	W

REVISION 1

Page 77

1.
1. thirty 2. twenty
3. fifty 4. forty
5. ten

2. Countries
Spain - England -
Germany
Nationalities
Japanese - French -
American

3.
1. run 2. fly
3. climb 4. swim

Page 78

4.
1. f 2. a 3. e
4. d 5. b 6. c



UNIT 6

Page 87

1.
1. behind 2. in
3. under 4. near
5. on 6. in front of

2.



Page 88

3.
1. In front of the pencil case.
2. Under the table.
3. Near the bottle.
4. Behind the school bag.

Page 89



5.
1. b 2. c
3. a 4. d

Page 90



7.
1. Don't cut the paper.
2. Don't shake the bottle.
3. Don't mix the colours.
4. Don't plant the flowers.

Page 91

8.
1. brush
2. experiment

3. box
4. paint
5. cut
6. behind
7. scientist
8. in front of

Page 92

9.
1. b 2. c 3. a

10.
1. red - yellow
2. blue - purple
3. blue - yellow

UNIT 7

Page 101

1.
1. waiter 2. pilot
3. farmer 4. fireman
5. dentist 6. singer

Page 102

2.
1. b 2. c
3. a 4. e
5. d

Now, answer.

1. He's a pilot.
2. He's a chef.
3. He's a singer.
4. She's a teacher.
5. She's a dancer.

Page 103

3.
1. a 2. e 3. c
4. d 5. f 6. b

4. Ss' own answers

Page 104

Jobs	Actions
dentist	cut
chef	teach
tailor	serve
waiter	grow
fireman	fly
vet	examine

- 6.
- nurse
 - farmer
 - singer
 - waiter

Page 105

- 7.
- What does she do?
 - He is a fireman.
 - Where does Tom work?
 - She likes singing songs.
 - He works at a hospital.

- 8.
- At a post office.
 - At a hospital.
 - At a police station.

Page 106



10. WHAT IS YOUR JOB?

UNIT 8

Page 115

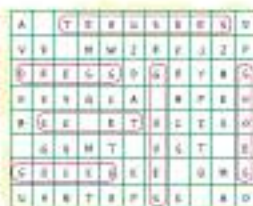
- 1.
- 1 - 3 - 4 - 5 - 6 - 8 - 10 ✓

Page 116

- 2.
- Put on
 - need

- Wear
- need
- Put on

3.



Page 117

- 4.
- summer
 - spring
 - autumn
 - winter

- 5.
- What is the weather like in your city?
- It is sunny, etc.

Page 118

- 6.
- rainy
 - windy
 - snowy
 - cloudy
 - cold
 - hot
 - sunny

Page 119

- 7.
- May I borrow your hat? Sorry, I need it.
 - May I borrow your scarf? Here you are.
- 8.
- HAT
 - T-SHIRT
 - WEATHER
 - SEASON

Page 120



UNIT 9

Page 129

- 1.
- hair
 - moustache
 - beard

- 2.
- a. T b. T
c. F d. F
 - a. F b. T
c. T d. F

Page 130

- 3.
- Ss' own answers

Page 131

- 4.
- A.
- His name's Ahmet.
 - His hair is short. He has brown hair and green eyes.

- B.
- Her name's Gülay.
 - She has long hair. She's blonde. Her eyes are blue.

Now, answer about you.

Ss' own answers

Page 132

- 5.
- No, he isn't.
 - No, he doesn't.
 - Yes, he does.
- No, it isn't.
 - No, she doesn't.
 - Yes, she does.

6. Appearance: thin - curly hair - blue eyes - tall

Weather: cloudy-snowy-sunny-rainy

Page 133



Page 134

8. 1. blue 2. eyes
3. long 4. wavy
5. tall 6. thin

UNIT 10

Page 143

1. Food
butter - honey - cupcake
cheese - olives

Drinks
milk - tea - water -
orange juice - coffee

Page 144

2. 1. Would you like some tea?
Yes, please.
2. Would you like some bread?
No, thanks.

3. Would you like a banana?
Yes, please.
4. Would you like a sandwich?
No, thanks.
5. Would you like some orange juice?
Yes, please.
6. Would you like some soup?
No, thanks.

Page 145



4. 1. milk / cupcake
2. bread / soup
3. cheese / butter

John	<input checked="" type="checkbox"/>			<input checked="" type="checkbox"/>		
John			<input checked="" type="checkbox"/>			<input checked="" type="checkbox"/>
John		<input checked="" type="checkbox"/>			<input checked="" type="checkbox"/>	

Page 146



6. 1. Do you want a cupcake?
2. Are you thirsty?
3. Would you like some tea?
4. Want some orange juice?

Page 147

1. What about some cheese?
2. No, thanks. Maybe later.
3. Are you hungry?
4. Would you like some jam?
5. Do you want a sandwich?
6. I want some soup, please.

8. 1. I am hungry.
2. I like pasta.
3. I want some butter.
4. No, thanks. I'm full.

Page 148

9. Ss' own answers

REVISION 2

Page 149

1. 1. cut 2. scientist
3. fold 4. paint
2. 1. chef 2. farmer
3. dentist 4. fireman
3. 1. snowy 2. cloudy
3. rainy 4. sunny

Page 150

4. Ss' own answers





Cut and stick (1).

Page
18

42

10

19

26

40

21

33

48

12

37



Cut and stick (2).

Page
29





Cut and stick (3).

Page
46





Cut and stick (4).

Page
62





Cut and stick (5).

Page
75



Cut and stick (6).

Page
90

shake

water

fold

mix

cut

plant



Cut and stick (7).

Page
106





Cut and stick (8).

Page
120





Cut and stick (9).

Page
133





Cut and stick (10).

Page
145






CLASSROOM RULES



NATIONALITY





CARTOON CHARACTERS



FREE TIME





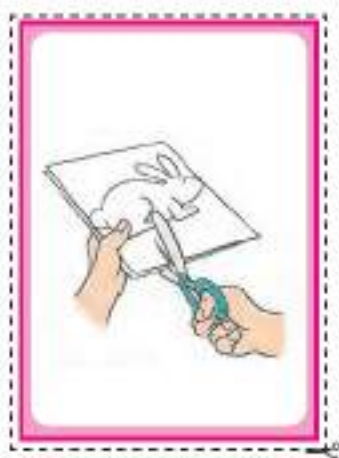
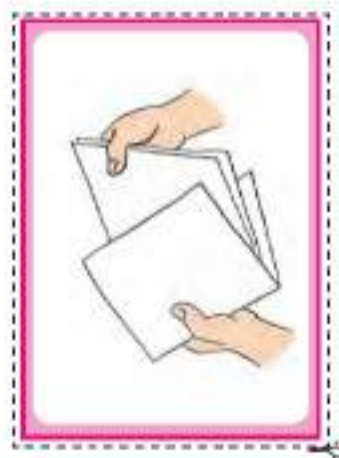
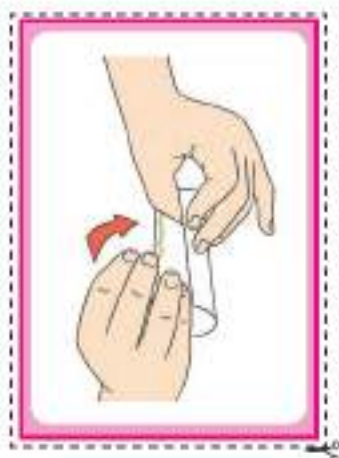


MY DAY





FUN WITH SCIENCE








JOBS







MY CLOTHES







MY FRIENDS







FOOD AND DRINKS



