

ORTAOKUL VE İMAM HATİP ORTAOKULU

HAPPY ENGLISH

5

DERS KİTABI

YAZARLAR

Cüneyt CEYLAN

Gökhan GÜMÜŞ

Gizem KABUKÇU

Görsel Tasarım Uzmanı
Özlem Ebru CAN



İSTİKLÂL MARŞI

Korkma, sönmez bu şafaklarda yüzen al sancak;
Sönmeden yurdumun üstünde tüten en son ocak.
O benim milletimin yıldızıdır, parlayacak;
O benimdir, o benim milletimindir ancak.

Çatma, kurban olayım, çehreni ey nazlı hilâl!
Kahraman ırkıma bir gül! Ne bu şiddet, bu celâl?
Sana olmaz dökülen kanlarımız sonra helâl...
Hakkıdır, Hakk'a tapan, milletimin istiklâl!

Ben ezelden beridir hür yaşadım, hür yaşarım.
Hangi çılgın bana zincir vuracakmış? Şaşarım!
Kükremiş sel gibiyim, bendimi çiğner, aşarım.
Yırtarım dağları, enginlere sığmam, taşarım.

Garbın âfâkını sarmışsa çelik zırhlı duvar,
Benim iman dolu göğsüm gibi serhaddim var.
Ulusun, korkma! Nasıl böyle bir imanı boğar,
“Medeniyet!” dediğin tek dişi kalmış canavar?

Arkadaş! Yurduma alçakları uğratma, sakın.
Siper et gövdeni, dursun bu hayâsızca akın.
Doğacaktır sana va'dettiği günler Hakk'ın...
Kim bilir, belki yarın, belki yarından da yakın.

Bastığın yerleri “toprak!” diyerek geçme, tanı:
Düşün altındaki binlerce kefensiz yatanı.
Sen şehit oğlusun, incitme, yazıktır, atanı:
Verme, dünyaları alsan da, bu cennet vatanı.

Kim bu cennet vatanın uğruna olmaz ki fedâ?
Şühedâ fışkıracak toprağı sıksan, şühedâ!
Cânı, cânânı, bütün varımı alsın da Huda,
Etmesin tek vatanımdan beni dünyada cüdâ.

Ruhumun senden, İlahi, şudur ancak emeli:
Değmesin mabedimin göğsüne nâmahrem eli.
Bu ezanlar -ki şahadetleri dinin temeli-
Ebedî yurdumun üstünde benim inlemeli.

O zaman vecd ile bin secde eder -varsa- taşım,
Her cerâhamdan, İlâhi, boşanıp kanlı yaşım,
Fışkırır ruh-ı mücerred gibi yerden na'şım;
O zaman yükselerek arşa değer belki başım.

Dalgalar sen de şafaklar gibi ey şanlı hilâl!
Olsun artık dökülen kanlarımın hepsi helâl.
Ebediyen sana yok, ırkıma yok izmihlâl:
Hakkıdır, hür yaşamış, bayrağımın hürriyet;
Hakkıdır, Hakk'a tapan, milletimin istiklâl!

Mehmet Âkif ERSOY

ATATÜRK'ÜN GENÇLİĞE HİTABESİ

Ey Türk gençliği! Birinci vazifen, Türk istiklâlini, Türk cumhuriyetini, ilelebet, muhafaza ve müdafaa etmektir.

Mevcudiyetinin ve istikbalinin yegâne temeli budur. Bu temel, senin, en kıymetli hazinendir. İstikbalde dahi, seni, bu hazineden, mahrum etmek isteyecek, dahilî ve haricî, bedhahların olacaktır. Bir gün, istiklâl ve cumhuriyeti müdafaa mecburiyetine düşersen, vazifeye atılmak için, içinde bulunacağın vaziyetin imkân ve şeraitini düşünmeyeceksin! Bu imkân ve şerait, çok nâmûsait bir mahiyette tezahür edebilir. İstiklâl ve cumhuriyetine kastedecek düşmanlar, bütün dünyada emsali görülmemiş bir galibiyetin mümessili olabilirler. Cebren ve hile ile aziz vatanın, bütün kaleleri zapt edilmiş, bütün tersanelerine girilmiş, bütün orduları dağıtılmış ve memleketin her köşesi bilfiil işgal edilmiş olabilir. Bütün bu şeraitten daha elîm ve daha vahim olmak üzere, memleketin dahilinde, iktidara sahip olanlar gaflet ve dalâlet ve hattâ hıyanet içinde bulunabilirler. Hattâ bu iktidar sahipleri şahsî menfaatlerini, müstevlilerin siyasî emelleriyle tevhit edebilirler. Millet, fakr u zaruret içinde harap ve bîtap düşmüş olabilir.

Ey Türk istikbalinin evlâdı! İşte, bu ahval ve şerait içinde dahi, vazifen; Türk istiklâl ve cumhuriyetini kurtarmaktır! Muhtaç olduğun kudret, damarlarındaki asîl kanda, mevcuttur!



MUSTAFA KEMAL ATATÜRK
(1881 - 1938)

ORGANIZATION TABLE

Ünite Numarası

Ünite Adı

Ünitenin Amaçları

Yönergeler

Yönerge Numarası

Ünite Numarası

Ses Kayıt Numarası

Sayfa Numarası

UNIT 3 Games and Hobbies

3

Aims

- Describing what people do regularly
- Expressing ability and inability
- Expressing likes and dislikes

Our friends are talking about their hobbies and free time activities.

1a Listen and number the pictures. 3.1

1

I like origami and I make origami in my free time! I also go fishing with my father. My father and I like fishing.

2

In summer, I go camping with my mother and father. We like camping. I like collecting stamps, too. I collect them in my free time.

38

UNIT 3 Games and Hobbies

2a Listen and read. 3.2

1

Do you play checkers, Gina?

No, I don't, but I collect stamps, go camping and fishing.

Gina Piro lives in Rome.

2

Max Kaiser lives in Munich.

Max Kaiser play blind man's buff and we play Chinese whisper, too.

3

What are your hobbies, Helena?

Collecting stamps, making origami and sculpting.

Helena Petro lives in Athens.

4

Can you do sculpting, Chen?

No, I can't do sculpting, but I can play checkers, tag and dodge ball.

Chen Yao lives in Beijing.

2b Listen again and tick ✓ or cross X. 3.3

	Gina	Max	Helena	Chen
blind man's buff		✓		
camping				
checkers	X			
Chinese whispers				
collecting stamps				
dodge ball				
fishing				
origami				
sculpting				
tag				

41

CONTENTS

UNITS AND TOPICS



Hello!
Page: 8



My Town
Page: 22



Games and Hobbies
Page: 38



My Daily Routine
Page: 50



Health
Page: 72



Movies
Page: 84



Party Time
Page: 96



Fitness
Page: 110



The Animal Shelter
Page: 124



Festivals
Page: 142

Activity Pages : 160



UNIT

1

Hello!

Aims

- Expressing likes and dislikes
- Greeting and meeting people
- Making simple inquiries

Hello everyone! I'm Zippy!
And these are our friends.




1a Listen and read. 1.1

Hello! My name is
Duygu. I'm Turkish.



Hi everyone! I'm
Larry. I'm American
and I live in Turkey
with my family.



Hi! I'm Giselle.
I'm from Spain. I
live in Turkey with
my family.



Hello everyone.
I am Satoshi and
I'm Japanese. I live
in Turkey with my
family, too.



1b Read and practice.

Our friends are introducing their schools to us. They are now 5th grade students.



1c Read the texts again and label the school subjects with the characters.



1d Match.

Art

Music

Physical Education

Language Class

Maths

History

Science



Social Studies



They have guests from their partner schools. They are from all around the world.



2a Listen and read. 1.2



2b Match.

1 Where do you study?

Nice meeting you, too.

2 How many languages do you speak?

I like history, geography and science.

3 Nice to meet you.

I study at Rome High School.

4 What are your favourite classes?

Three. I speak Chinese, Turkish and English.

2c Listen and check. 1.3

2d Use the ID cards on page 161 and talk.

Example:

ID CARD	
	Name Gina Pico
	Age 14
	Country Italy
	Nationality Italian
	Language Italian, English
School	Rome High School
Favourite Classes	Art, Science



3a Number the flags and write the nationalities.

1 Italy	2 China	3 Germany	4 Turkey
5 Greece	6 India	7 Brazil	8 Japan
			
2 Chinese			
			

3b Match the languages with the flags.

Italian	 1	 2
Chinese	 3	 4
German	 5	 6
Turkish	 7	 8
Greek		
Indian		
Spanish		
Japanese		

Note: An arrow points from 'Italian' to the flag of Italy (5).



Our friends are introducing their friends to their classmates.

3c Listen and tick. 1.4

1

This is Max. He is
☐ Germany / ☒ German.

He speaks German and
☐ English / ☐ England.

2

This is Gina. She is from
☐ Italy / ☐ Italian.

We like art and science.

3

This is Helena. She is
☐ Greek / ☐ Greece.

She studies at Athens Primary School.

4

This is Chen, from
☐ Chinese / ☐ China.

He likes science and social studies.

3d Now, use the ID cards on page 161 again and introduce them.

Example:

ID CARD	
	Name Larry Anderson
	Age 10
	Country Turkey
	Nationality American
	Language Turkish, English
School	Gelincik Secondary School
Favourite Classes	History, Language Class, P.E.

He speaks Turkish and English.

This is Larry Anderson. He is American.

We like language class and P.E.

He studies at Gelincik Secondary School.




This is Mia. She is from China.
She is talking about her school.



4a Read and order the pictures. Then, listen and check. **1.5**

Hi! My name is Mia and I'm 9 years old. This is my school in China. Its name is Luhe Elementary School. We do exercise every morning. I like maths, art and science, but I dislike history and social studies. We speak English in language classes.




4b Listen again and complete the ID card. **1.5**

ID CARD	
	Name Mia Yee
	Age
	Country
	Nationality
	Language
School	
Favourite Classes	

4c Listen and compare. **1.6**


4d Complete an ID card for yourself on page 163 and ask and answer questions about it.

Example:



4e Exchange your ID cards and introduce your friends.

Example:

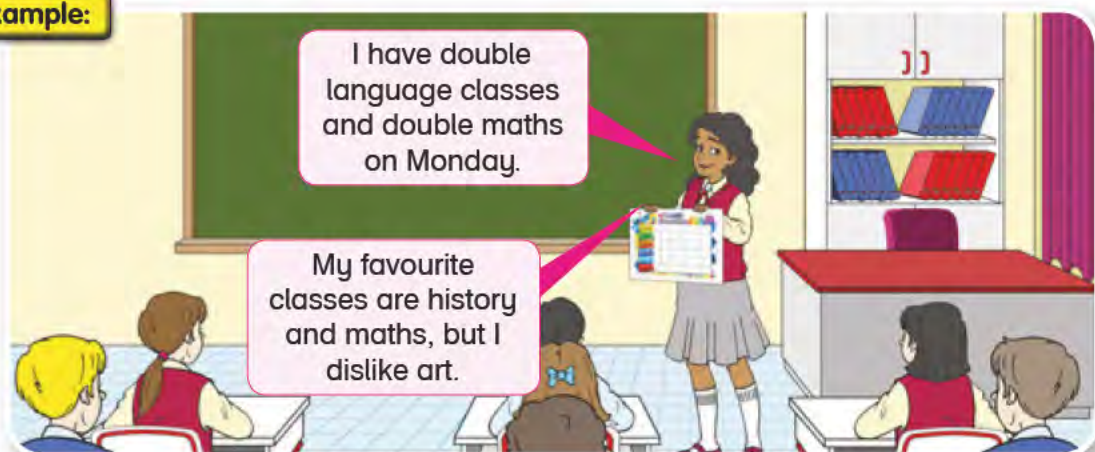


PROJECT

Make your timetable and talk about it.



Example:



1 Write the words under the correct category.

Indian	Italy	Brazilian
German	Greek	The USA
Chinese	Turkey	Turkish
American	Germany	Italian
Brazil	India	China
	Greece	

Countries	Nationalities
Italy,	Indian,

2 Answer the questions about yourself.

- | | |
|---------------------------------------|---|
| 1. What is your name?
..... | 5. Where do you study?
..... |
| 2. How old are you?
..... | 6. What are your favourite classes?
..... |
| 3. Where are you from?
..... | 7. How many languages do you speak?
..... |
| 4. What nationality are you?
..... | 8. What classes do you have on Monday?
..... |

3

Label the school subjects. Then, listen and check.



1.7

Science

Art

Social Studies

Maths

Language Class

History

Geography

Physical Education



Physical Education



Look at the ID card and write about Omari. Then, write an ID card about yourself and introduce it to your classmates.

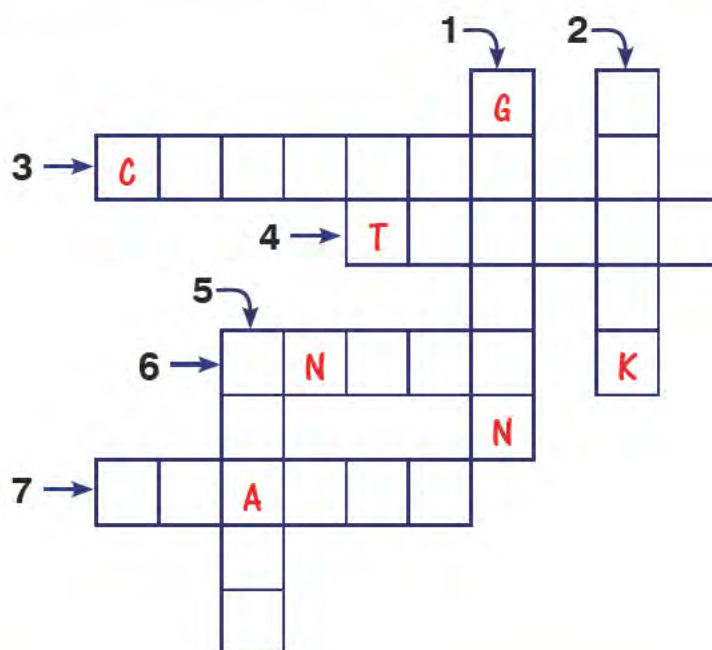
ID CARD		
	Name	Omar Hakimi
	Age	11
	Country	Egypt
	Nationality	Egyptian
	Language	Arabic
School	Cairo Secondary School	
Favourite Classes	History, Language Class, Science	

This is Omari ...

5

Fill in the blanks with nationalities or countries. Then, complete the crossword puzzle with these words.

1. He is from Germany. He is
2. She is from Greece. She is
3. He is from China. He is
4. I am Turkish. I'm from
5. He is Italian. He is from
6. We are Indian. We are from
7. You are Brazilian. You are from



6

Match the questions with the answers.

Questions		Answers	
1	Hi, I'm Ted. What's your name?	A	I'm from Japan.
2	What are your favourite classes?	B	I like maths and music.
3	What is your nationality?	C	I'm eleven.
4	Where are you from?	D	I'm Gina. Nice to meet you.
5	How old are you?	E	I'm Japanese.

UNIT

2

My Town



Aims

- Talking about locations of things and people
- Understanding simple directions
- Asking for and giving directions
- Understanding information about important places
- Recognizing the rising intonation to ask for clarification

Our friends are talking about their neighborhood. Hmm, it's a nice town, isn't it?




Hello everyone!
This is our town.

1a Listen and read. 2.1



This is the bakery. It is next to the toyshop.



This is our school. It is opposite the cinema and the hotel.



This is the barbershop. It is between the bus stop and the pharmacy.



4



Look at the trees. They are around the mosque.



This is the library. It is opposite the book shop.



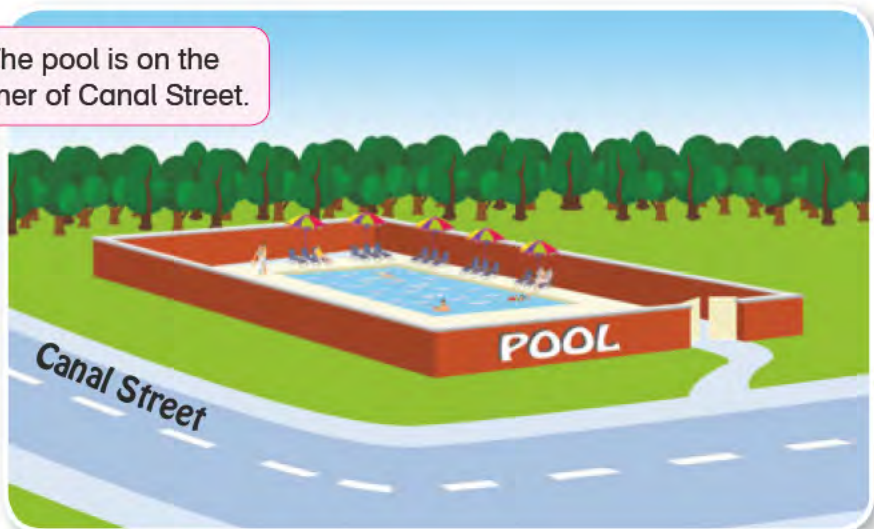
5



6



The pool is on the corner of Canal Street.



1b Write the names of the places below.



1 Barbershop



2



3



4



5



6



7



8



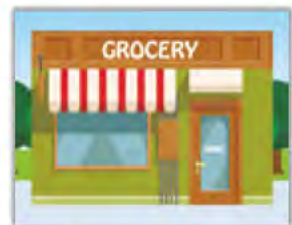
9



10



11

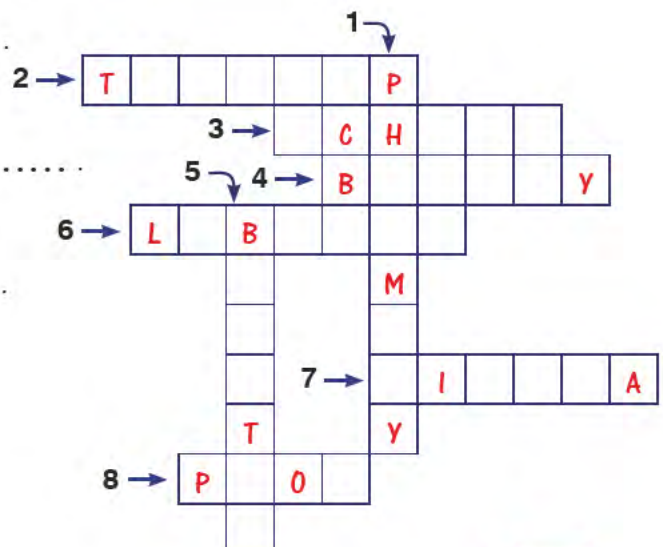


12

1c Listen and check. 2.2

1d Guess the words and do the crossword.

1. You get medicine from the
2. You buy toys from the
3. You listen to your teacher at the
4. You buy bread from the
5. You wait for the bus at the
6. You read books at the
7. You watch films at the
8. You swim at the



1e Look at the picture below and write the directions.

1. The barbershop is **opposite** the bakery and it is the bus stop and the pharmacy.
2. The school is the bakery and it is the hotel and the library.
3. The trees are the mosque.
4. The pool is the cinema.
5. The bus stop is the barbershop.
6. The toyshop is of Grand Street and Liberty Road.
7. The bakery is the toyshop and of Grand Street and Windy Road.
8. The book shop is the school.
9. The pharmacy is the barbershop.
10. The cinema is the pool the hotel.
11. The hotel is the cinema the library.
12. The library is the school.

1f Listen and check. 2.3



2a Look at the pictures and choose. Then, listen to check.  2.4

1

Hi, Larry. Where is the bus stop?

Oh, it's easy.
Next to / Behind
the barbershop.



You are here.



Excuse me, where is the pharmacy?

Go straight ahead and
turn left / right on Grand
Street. It's opposite /
next to the barbershop.

Thanks.

2



You are here.



3

Excuse me, how can I get to the toyshop?

Turn left / Go straight
ahead and turn right.
It's on Grand Street.



2b Listen and read to label. 2.5

~~school~~
pool
cinema
bus stop (x2)
mosque
book shop
toyshop



My name is Duygu and this is my town. I love my town because I am very happy here. I go to school everyday, and it is on the corner of White Road and Spring Street. There are trees around my school. Sometimes, I go to the pool. The pool is next to the school. I love films and I go to the cinema every week. The cinema is behind the pool. After the cinema, I ride the bus home. The bus stop is opposite the school. The mosque is between the bus stop and the book shop. Another bus stop is next to the toyshop. I like toys and I buy toys from the toyshop. Sometimes, I go to the bakery. It's on the corner of Hill Road and Spring Street.

2c Answer the questions.

- Where is the school?
It's on the corner of White Road and Spring Street.
- Where are the trees?
.....
- What is next to the school?
.....
- What is behind the pool?
.....
- Where is the first bus stop?
.....
- Where is the mosque?
.....
- What is next to the toyshop?
.....
- Where is the book shop?
.....

2d Find the location markers in the exercise 2b and write them below.

1 *on the corner*

2

3

4

5

6

2e Now, match them with the pictures below.



2f Read the text again and correct the mistakes.

1. The school is on the corner of White Street and Narrow Road.

No. It is on the corner of White Street and Spring Street.

2. The trees are next to the school.

.....

3. The trees are around the toyshop.

.....

4. The pool is opposite the school.

.....

5. The cinema is opposite the pool.

.....

6. The bus stop is next to the cinema.

.....

7. The mosque is opposite the hotel.

.....

8. Another bus stop is between the bakery and the barbershop.

.....

2g Label the directions.

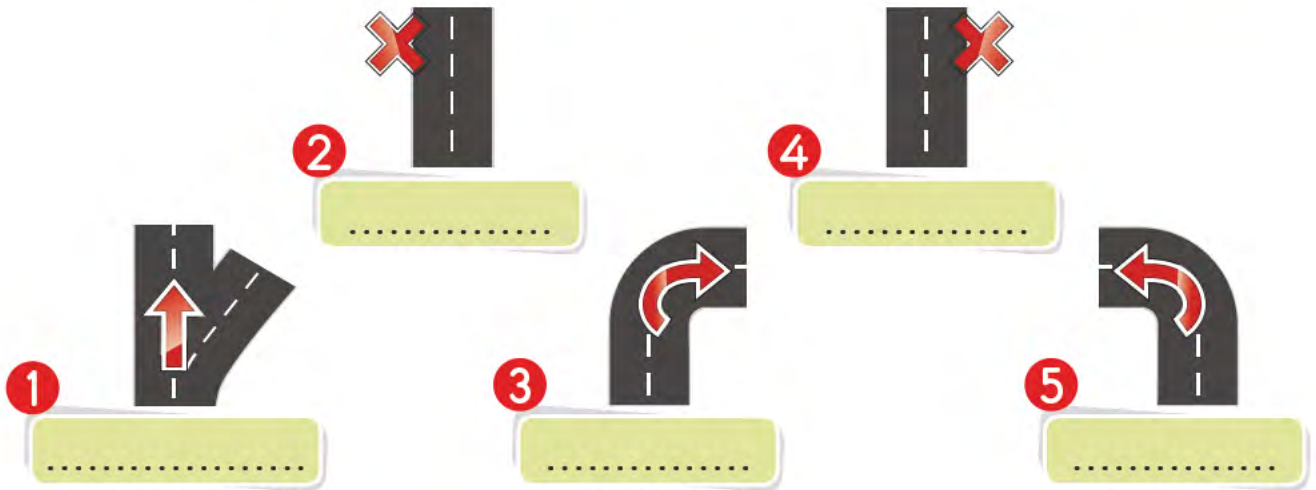
Turn left

Turn right

Go straight ahead

On the right

On the left



2h Listen and follow the lines then write the places in the gaps. 2.6



3a Listen and read. Practise saying the stressed words.

2.7

1

Hi Larry, where are you?

Library?

Hello Duygu, I am at the library now.

Yes, the library.

2

Where are you now, Giselle?

Toy shop?

At the toyshop.

Yes, the toyshop.

3

Where are you, Duygu?


Pool?

Oh, OK.


I'm at the school now.

No, the school.

- 3b** Draw a simple map of your neighbourhood and mark your location on the map.



- 3c** Ask and answer questions about it.



PROJECT

Follow the directions below to prepare a poster.

- 1 Draw a simple map of your dream town.
- 2 Find and cut off the city buildings.
- 3 Stick them to your map.
- 4 Write directions to the places.
- 5 Talk about your map in groups.



1

Name the buildings and public places. Then, listen and check.



2.8

1



School

2



3



4



5



6



7



8



9



10



11



12



2 Look at the pictures and answer the questions. Then, ask and answer the questions with your friends.



1. Where is the hotel?

*The hotel is opposite the school,
or it is next to the cinema.*



2. Where is the book shop?

.....



3. Where is the pharmacy?

.....



4. Where are the trees?

.....



5. Where is the library?

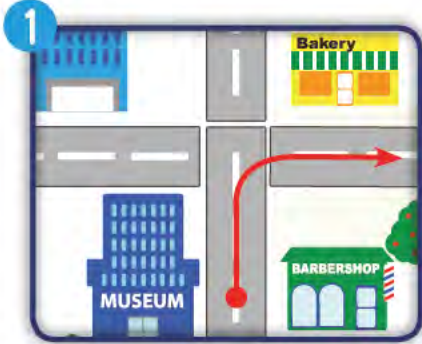
.....



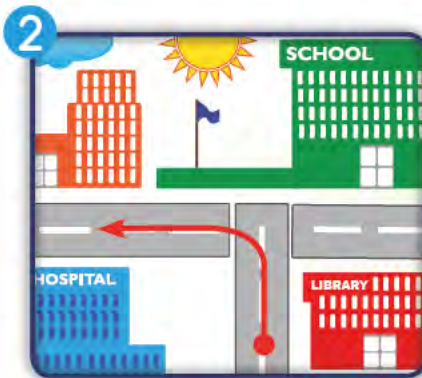
6. Where is the toy shop?

.....

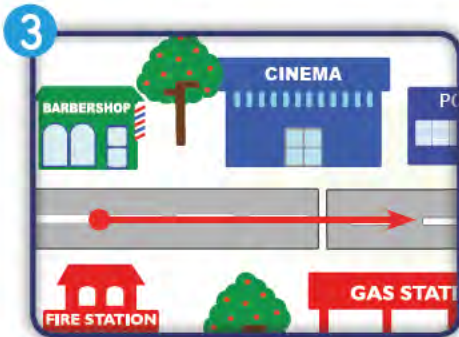
3 Look at the maps and write the directions. Then, discuss them with your friends.



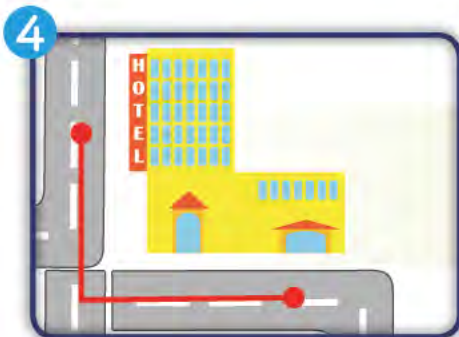
1.



2.



3.



4.

4

Order the words below. Then, number the pictures.

1. A: where / Excuse / the / pharmacy / is / me, / ? /

B: ahead / next / straight / barbershop / to / It / Go / the / is / . / .

.....
.....

2. A: can / bakery / me, / Excuse / get / the / to / I / how / ? /

B: is / Oxford / on / right / Turn / Street / It / . / .

.....
.....

3. A: Susan, / is / library / where / the / Hello / ? /

B: between / and / the / the / is / shop / bakery / It / toy / .

.....
.....





UNIT Games and Hobbies

3

Aims

- Describing what people do regularly
- Expressing ability and inability
- Expressing likes and dislikes

Our friends are talking about their hobbies and free time activities.



1a Listen and number the pictures. 3.1



I like origami and I make origami in my free time.⁽¹⁾ I also go fishing⁽²⁾ with my father. My father and I like fishing.



2




summer, I go camping⁽¹⁾ with my mother and father. We like camping. I like collecting stamps,⁽²⁾ too. I collect them in my free time.

3



I play checkers⁽¹⁾ with my brother at home. My brother and I like checkers. I like tag game,⁽²⁾ too. I play tag with my friends at school. I also play Chinese whisper⁽³⁾ with my friends.



4



I play dodge ball ⁽¹⁾ with my friends at school. It's so fun. I like blind man's buff.⁽²⁾ I play blind man's buff with my friends, too. In my free time, I also do sculpting.⁽³⁾ I like sculpting.



1b Number the pictures.

- 1 blind man's buff
- 2 camping
- 3 checkers
- 4 Chinese whispers
- 5 hangman
- 6 tag
- 7 fishing
- 8 origami
- 9 sculpting
- 10 hopscotch



1c Complete the table.

- ~~sculpting~~

~~hopscotch~~

blind man's buff

camping

checkers
- dodge ball

origami

fishing

hangman

Chinese whispers

Hobbies	Games
sculpting, ...	hopscotch, ...

2a Listen and read.  3.2

1



Do you play checkers, Gina?

No, I don't, but I collect stamps, go camping and fishing.

Gina Pico lives in Rome.

2



Yes, we play blind man's buff and we play Chinese whisper, too.

Max, do you play blind man's buff?

Max Kaiser lives in Munich.

3



What are your hobbies, Helena?

Collecting stamps, making origami and sculpting.

Helena Petro lives in Athens.

4





Can you do sculpting, Chen?

No, I can't do sculpting, but I can play checkers, tag and dodge ball.

Chen Yee lives in Beijing.

2b Listen again and tick  or cross .  3.2

	Gina	Max	Helena	Chen
blind man's buff				
camping				
checkers				
Chinese whispers				
collecting stamps				
dodge ball				
fishing				
origami				
sculpting				
tag				

2c Use the information in exercise 2b and talk about the characters.

Example:



This is Gina and
she lives in Rome.

She likes camping,
fishing and collecting
stamps.



2d Listen and check your answers. 3.3

2e Work in groups of three. Ask and answer questions to complete the table.

Example:

Do you play checkers, Duygu?

What are your
hobbies?

Do you
like playing
hopscotch?

No, I don't like checkers,
but I like playing chess.

I like origami and
collecting stamps.


Yes, I like playing
hopscotch.



	YOU
blind man's buff			
camping			
checkers			
Chinese whispers			
collecting stamps			
dodge ball			
fishing			
origami			
sculpting			
hopscotch			

2f Use the information in exercise 2e and talk about yourself and your friends.

Example:



2g Choose an ID card on pages 165, then ask and answer questions.

Example:

Can s/he...

play computer games?
go fishing?
play chess?
play tennis?
play checkers?
play blind man's buff?
play football?

go camping?
play Chinese whisper?
play hangman?
go hiking?
play hopscotch?
play origami?
do sculpting?



Duygu sees her friends in her dream!
She wants to play chess. Let's help her.



3a Read Duygu's dreams and fill in the gaps with can or can't.

1

Hi, Helena.

Hi, Duygu.

Can you play chess?

No, but I play checkers and hangman.

2

Hello, Satoshi!

Hello, Duygu!

Can you play chess?

I am sorry, but I play chess. I go fishing.

3

Hi, Larry!

Hello, Duygu!

Can you play chess, Larry?

No, I, but I can play hopscotch and tag.

4

Hello, Giselle.

Hi, Duygu.

Giselle, can you play chess?

Yes, I Let's play it after school.

5

Duygu, Duygu!
Come on, wake up!

3b Mark the sentences as True (T) or False (F).

- | | | | |
|------------------------------|-------------------------------------|--------------------------------|--------------------------|
| 1. Helena can play checkers. | <input checked="" type="checkbox"/> | 6. Larry can play hopscotch. | <input type="checkbox"/> |
| 2. Helena can play chess. | <input type="checkbox"/> | 7. Larry can't play chess. | <input type="checkbox"/> |
| 3. Satoshi can go hiking. | <input type="checkbox"/> | 8. Giselle can't play chess. | <input type="checkbox"/> |
| 4. Satoshi can go fishing. | <input type="checkbox"/> | 9. Duygu can play chess. | <input type="checkbox"/> |
| 5. Satoshi can't play chess. | <input type="checkbox"/> | 10. Two people can play chess. | <input type="checkbox"/> |

3c Ask questions for the answers below.

- | | |
|---|-------------------------------------|
| 1. <i>Can Helena play checkers?</i> | 4. |
| Yes, she can play checkers. | Yes, he can play tag and hopscotch. |
| 2. | 5. |
| Yes, she can play hangman. | Yes, Giselle can play chess. |
| 3. | 6. |
| No, but he can go fishing. | No, she can't play hangman. |

PROJECT

Make a poster about your hobbies and favourite games and write their names.

Example:

MY HOBBIES AND GAMES



Collecting stamps



Camping



Dodgeball



Checkers

1

Group the games and hobbies. Then, listen and check.



3.4

~~fishing~~

origami

dodge ball

camping

checkers

stamps

tag

sculpting

blind man's buff

hangman

hopscotch

Chinese whisper

PLAY

GO

MAKE

DO

COLLECT

fishing,

2

Complete the questions and answer them for yourself. Then, ask and answer the questions with your friends.

1. Do you



make origami.....?

.....

2. Do you



.....?

.....

3. Do you



.....?

.....

4. Do you



.....?

.....

5. Do you



.....?

.....

6. Do you



.....?

.....

7. Do you














.....?

.....

3

Look at the table and write about these people's likes and dislikes.

	Like  	Dislike  
Susan		
Anita		
George		
Tom and Sue		
You	?	?

Susan likes playing tags, but she dislikes ...

Anita likes ...


George ...

Tom and Sue like ...

I like ...

4

Answer the questions about the characters.

play computer games 

(Emily)

play hangman 

(Jack)

go camping 


(Gökhan)

go hiking 


(Elly)

play football 


(Lilly)

play blind man's buff 


(Gilbert)

play tennis 


(Elsa)

do sculpting 


(Dennis)

play checkers 

(Derin)

go fishing 

(Susan)

play chess 

(Brad)

play hopscotch 

(Rana)

What can and can't they do?

1. Can Emily play computer games?

No, she can't play computer games.

7. Can Elsa play tennis?

.....

2. Can Jack play hangman?

.....

8. Can Dennis do sculpting?

.....

3. What can Gökhan do?

.....

9. Can Derin play checkers?

.....

4. Can Elly go hiking?

.....

10. Can Susan go fishing?

.....

5. What can Lilly do?

.....

11. What can Brad do?

.....

6. Can Gilbert play blind man's buff?

.....

12. Can Rana play hopscotch?

.....



UNIT

My Daily Routine

4

Aims

- Describing what people do regularly
- Making simple inquiries
- Telling the time
- Naming numbers

Our friends are talking about their daily routines.



1a Listen and order the pictures.

4.1

1

I'm Larry. I come home every afternoon. I talk to my parents⁽¹⁾ about my school day. I go online⁽²⁾ and I brush my teeth⁽³⁾ in the evening.



2

Hi, I am Duygu. I get out of bed⁽¹⁾ at quarter past seven. I brush my teeth⁽²⁾ in the morning and at night. I get on the bus⁽³⁾ at eight every day.





3

Hello, I am Giselle. I come home in the evening and I watch TV.⁽¹⁾ I call my friends⁽²⁾ at quarter to eight. I comb my hair⁽³⁾ at night.



4

Hi. My name is Satoshi. I arrive at school⁽¹⁾ at eight. I talk to my friends in the morning. I listen to my teacher⁽²⁾ at school and I play football⁽³⁾ with my friends at twelve.



1b Listen again and number the characters.  4.1



Every afternoon



In the evening.



At night



In the morning.



At quarter to eight.




At quarter past seven.



At twelve.



At eight.



1c Label the names. Then, cut and stick the actions on page 167.

1

Satoshi

[Stick Here]

arrive at school

[Stick Here]

talk to friends

[Stick Here]

play with friends

[Stick Here]

come home

[Stick Here]

call friends

2

[Stick Here]

get out of bed

[Stick Here]

ride the bus

[Stick Here]

comb hair

3

[Stick Here]

brush teeth

[Stick Here]

go online

[Stick Here]

watch TV

4

[Stick Here]

talk to parents

1d Listen and check.



2a Listen and write.  4.3

1



When do you come home, Larry?

And, when do you go online?

I come home every



Oh, in the

2



Duygu, what time do you get out of bed?

When do you brush your teeth?

At



..... and

3

What time do you arrive at school, Satoshi?



And what time do you play with your friends?

.....



I play with my friends

.....

4

When do you call your friends, Giselle?



And, when do you comb your hair?

.....



I comb my hair

.....

2b Do and guess the action.

Comb hair Use toothpaste Arrive
Watch TV Go online Ride the bus Brush teeth
Play Call friends Get out of bed
Leave school Listen Talk

Example:



Correct!

Comb hair!



2c Ask and answer questions about your daily routines.

Example:

What time do you get off the bus?



At quarter past eight.



3a Listen and write the daily routines.  4.4

1	<div data-bbox="272 291 498 355">Daily Routines</div> <div data-bbox="226 366 453 420">get out of bed</div>	<div data-bbox="718 291 945 355">Time</div> <div data-bbox="635 366 967 420">at quarter past seven</div>	
	2	<div data-bbox="567 506 793 571">Daily Routines</div>	<div data-bbox="1020 506 1247 571">Time</div>
3	<div data-bbox="272 722 498 786">Daily Routine</div>	<div data-bbox="718 722 945 786">Time</div>	
	4	<div data-bbox="567 937 793 1002">Daily Routine</div>	<div data-bbox="1020 937 1247 1002">Time</div>
5	<div data-bbox="272 1153 498 1218">Daily Routine</div>	<div data-bbox="718 1153 945 1218">Time</div>	
	6	<div data-bbox="567 1369 793 1433">Daily Routine</div>	<div data-bbox="1020 1369 1247 1433">Time</div>
7	<div data-bbox="272 1584 498 1649">Daily Routine</div>	<div data-bbox="718 1584 945 1649">Time</div>	
	8	<div data-bbox="567 1800 793 1864">Daily Routine</div>	<div data-bbox="1020 1800 1247 1864">Time</div>


4d Listen again and write the time.  4.4

3b Look at the pictures and correct the sentences.


1




2



3



4



3c Listen and compare your answers.



4.5

4a Draw and describe your family members and friends.

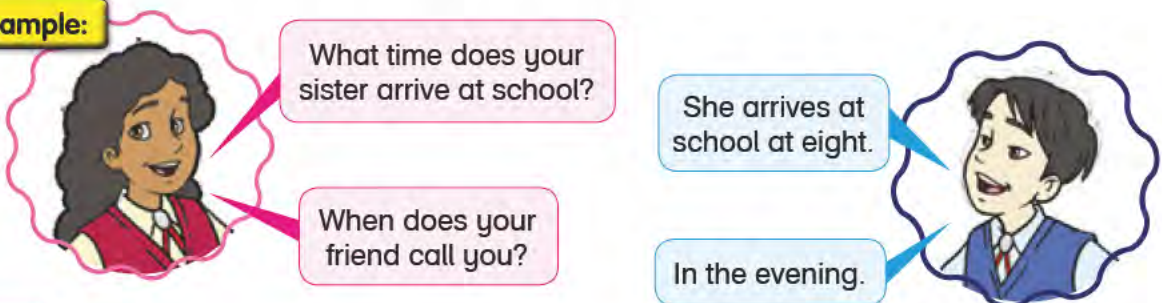
Example:



MY FAMILY

4b Ask and answer questions about your family.

Example:



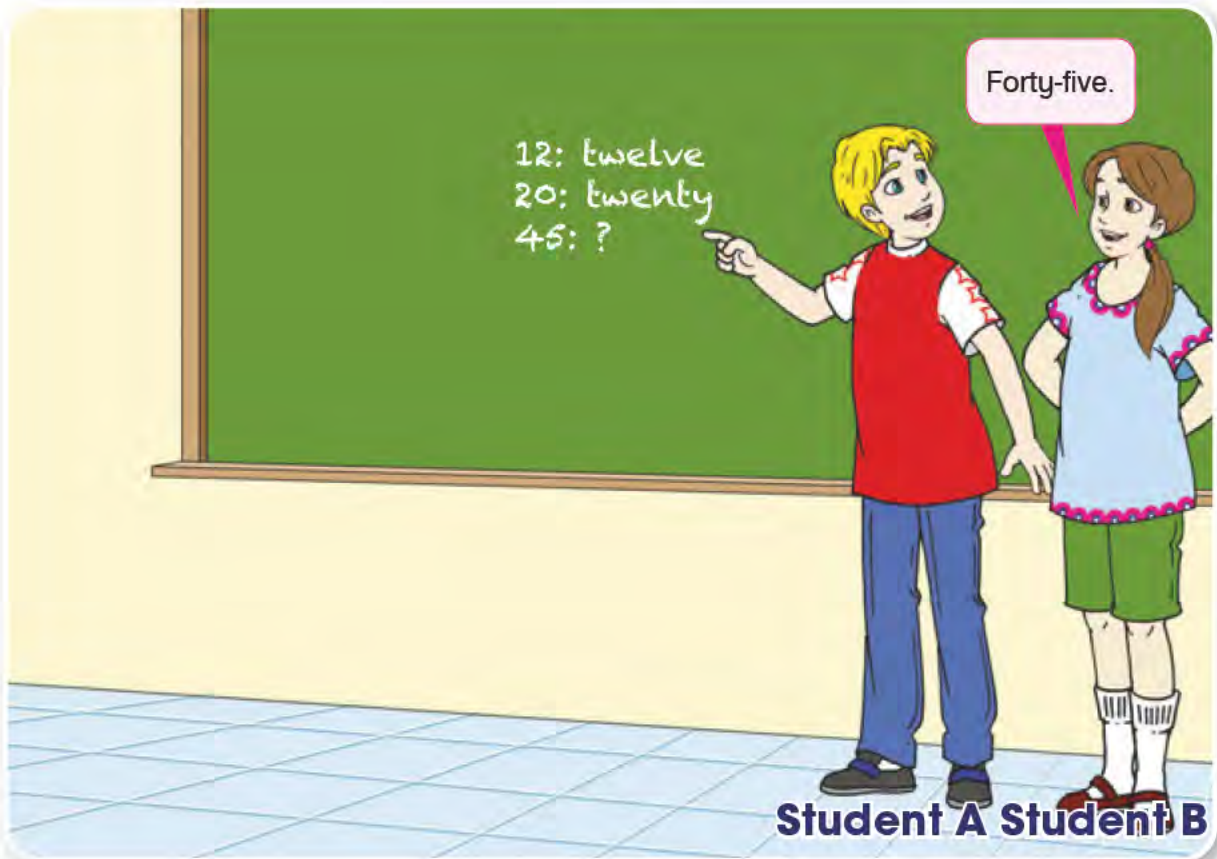
5a Complete the numbers.

1 : one	20 :	58 : fifty-eight	81 :
2 : <i>two</i>	30 :	59 :	84 :
3 : three	40 : forty	60 :	86 : eighty-six
4 :	50 :	63 : sixty-three	89 : eighty-nine
5 :	51 : fifty-one	65 :	90 :
6 :	52 : fifty-two	67 :	92 : ninety-two
7 : seven	53 :	70 : seventy	93 :
8 : eight	54 :	72 :	95 :
9 :	55 : fifty-five	73 :	98 : ninety-eight
10 : ten	56 :	78 : seventy-eight	99 :
11 :	57 : fifty-seven	80 :	100 : one/a hundred

5b Follow the instructions below.

1 Student A, write the numbers on the board.

2 Student B, say and write the numbers.



6a Listen and read.



4.6

1



2



3



4



6b Listen, draw and write.  4.7

1



It's half past six.

2



3



4



5



6



7



8



9



10



11



12



6c Follow the directions. Work on page 169.




1

Open page 169 and cut the picture of the clock.



2

Put it on your desk and arrange your clock.



3

Ask and answer questions using your clock.

Example:



What time is it?

Quarter to five.

Half past two.

What time is it?



7a Read and choose.

Hi! My name is Larry. I am a student and I get out of bed / go online



early

everyday / at night



. I call my friends / brush my teeth



at eight / quarter to eight



. I go online / ride the bus



to school

at half past eight / quarter to nine



. I play with / listen to



my

teacher at school. I play with / call



my friends every afternoon / night



. I call / arrive



home at half past four / four



and

I go online / get out of bed



every evening. I play with / talk to



my family about my school every night / morning



. I watch TV / brush my

teeth



at nine / quarter to five



and go to bed.

7b Listen and check.



4.8

PROJECT

Interview your family or friends and stick their photos.

Example:



MY FAMILY

[Photo]

My dad gets up in the morning. He brushes his teeth at eight.

.....

[Photo]

My mum combs her hair at ten. She watches TV every afternoon.

.....

[Photo]

My

.....

1

Use the phrases below and label the pictures. Then, listen and check.



4.9

play with friends

go online

talk to friends

comb my hair

~~brush my teeth~~

get out of bed

listen to the teacher

go to school

ride the bus

1



brush my teeth

2



3



4



5



6



7



8



9



2

Complete the sentences about Helena with the correct form of the words below.

come

~~get~~

call

talk

get on

comb

go online

arrive

listen to

brush

watch

play



HELENA'S DAY

Helena (1) *gets* up at 7 in the morning. She (2) her teeth and (3) her hair in the bathroom. She (4) the bus and (5) at school at quarter to nine. She (6) her teachers there. In the break time she (7) to her friends in the classroom or (8) with her friends in the garden. She (9) home at 3 o'clock in the afternoon. She (10) or (11) her friends in her room. She (12) TV in the evening and sleeps early.

3

Read about Helena's Day and answer the questions below.

1. When does Helena get up?

She gets up at ...

4. When does she come home?

.....

2. Where does she brush her teeth?

.....

5. Where does she talk to her friends?

.....

3. What time does she arrive at school?

.....

6. When does she watch TV?

.....

4

Read about Helena's Day again and correct the sentences below.

1. She gets up at 8 in the morning.

No. She gets out of bed at ...

4. She arrives at school at quarter past nine.

.....

2. She plays with her sister.

.....

5. She talks to her friends in the garden.

.....

3. She comes home in the evening.

.....

6. She watches TV in the afternoon.

.....

5

Now, talk about your day with your friends like Helena's Day.

I **get** up at in the morning. I **brush** my teeth. ...

6 Order the words to make sentences.

1. Turkey / with / live / I / my / in / parents / .

I live in Turkey ...

4. in / comb / morning / her / She / hair / the / doesn't / .

.....

2. afternoon / homework / do / in / my / the / I / .

.....

5. does / play / friends / When / with / his / he / ?

.....

3. calls / in / evening / friends / Larry / the / his / .

.....

6. TV / you / do / time / What / watch / ?

.....

7 Match the times with the clocks.

1. It's quarter to four.

3. It's four o'clock.

2. It's quarter past four.

4. It's half past four.





UNIT

Health

5

Aims

- Expressing illnesses
- Expressing needs
- Expressing feelings
- Making simple suggestions

1a Listen and label.

5.1

back

stomach

arm

eye

ear

mouth

leg

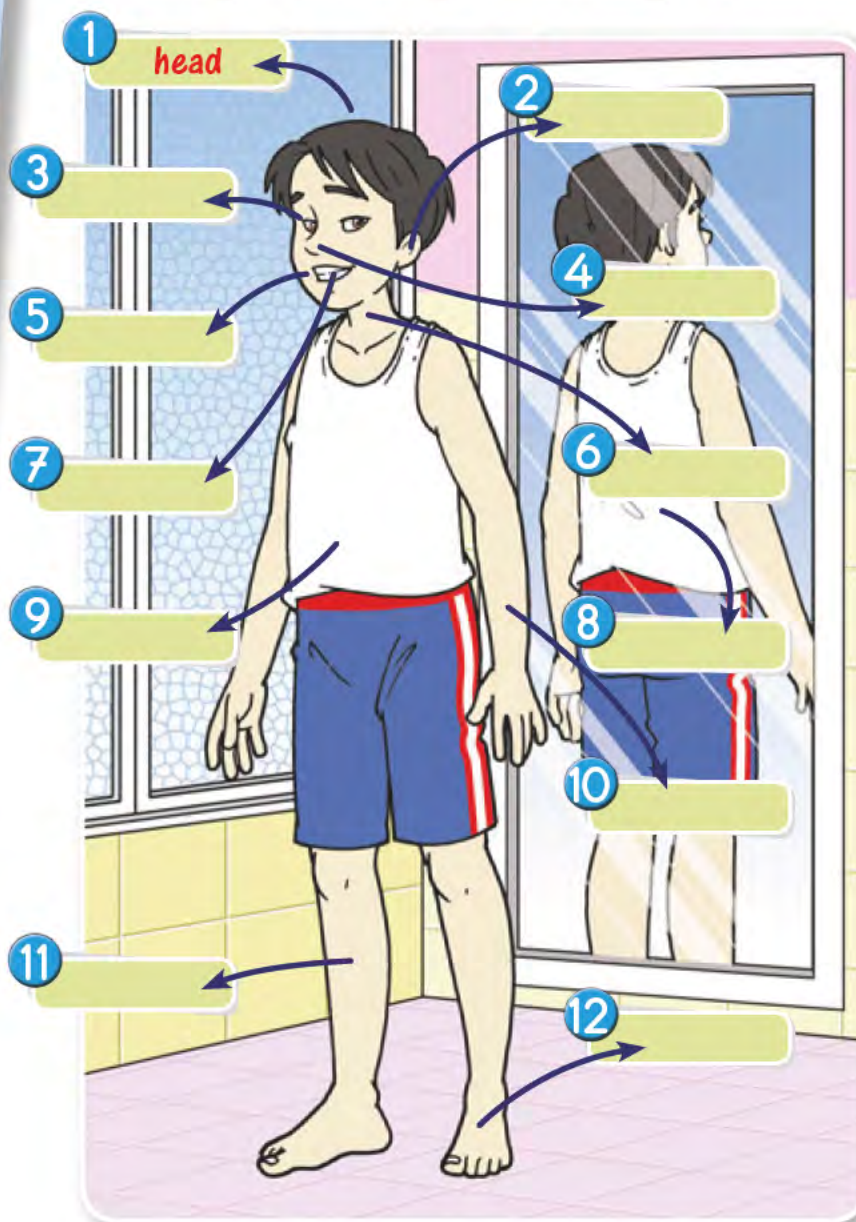
nose

foot

throat

tooth

~~head~~



I'm very sorry for our friends
because they are all ill.



1b Listen and read.



5.2

1

What's the matter with you, Duygu?

I have a bad cough and my throat hurts.

Then you have the flu. You should take a rest and take some medicine.

Thank you, doctor.

2


What's the matter with you, Satoshi?

I have a stomachache and I sneeze a lot. I feel cold.


Oh, you have a cold. Take vitamin C and wear warm clothes.

OK, thank you.

3



4



1c

Number the pictures.

- 1 ~~bad cough~~
- 2 sore throat
- 3 the flu
- 4 stomachache
- 5 sneeze
- 6 cold
- 7 fever
- 8 toothache
- 9 backache
- 10 headache



1d

Match the complaints with suggestions.

Complaints		
1	C	a headache
2		a sore throat
3		a cold
4		a bad cough
5		a toothache
6		a backache
7		a fever
8		the flu

Suggestions	
A	see a dentist, take a painkiller
B	have a warm shower
C	take a pill
D	stay in bed, take a rest
E	keep your throat warm
F	take vitamin C, have a rest
G	wear warm clothes
H	take some cough syrup

2a Choose and act out a complaint on page 171. Then, give suggestions about these illnesses.

Example:



2b Open page 172 and follow the instructions.

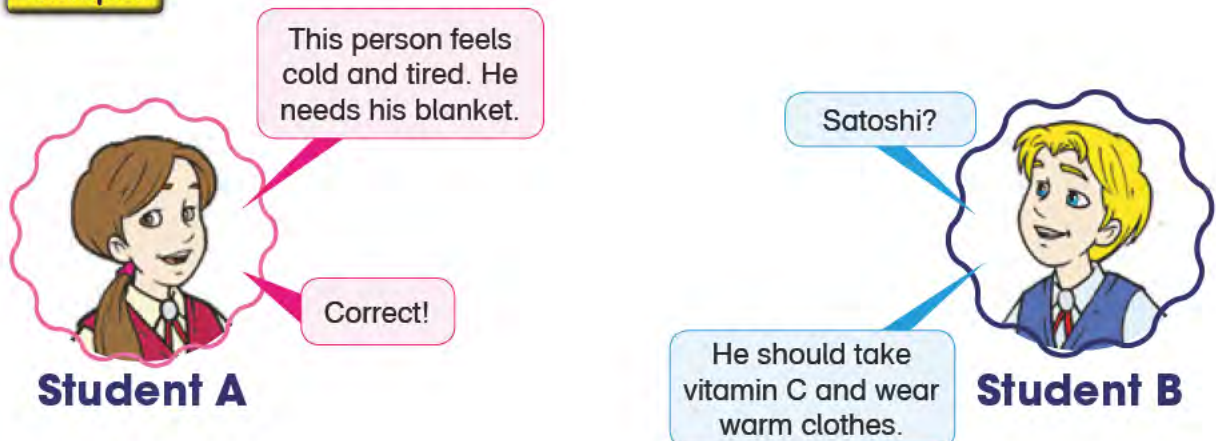
1

Student A, open page 172, choose an ill person and give clues about him/her.

2

Student B, open page 172, guess the person and give suggestions.

Example:



3a Look at the pictures and read. Then, choose the correct alternative.

Hi! My name is Selin. I am a doctor. It's winter again and people should be careful about

their health. In winter, people **have backaches** / **feel cold** . They should



wear warm clothes / **see a dentist** and **take vitamin C** / **take some cough**



syrup . Some people have pain in their **tooth** / **throat**



They should **take some medicine** / **stay in bed** . Some people have



stomachaches / **bad coughs** . They should **have some cough syrup**



/ **see a dentist** . In cold weather, people have **bad coughs** / **the flu**



. They should **take some cough syrup** / **take a rest**



stay in bed / **take a pill** and **take some medicine** / **see a dentist**



. Be careful about your health and take good care!



3b Now listen to check. 5.3

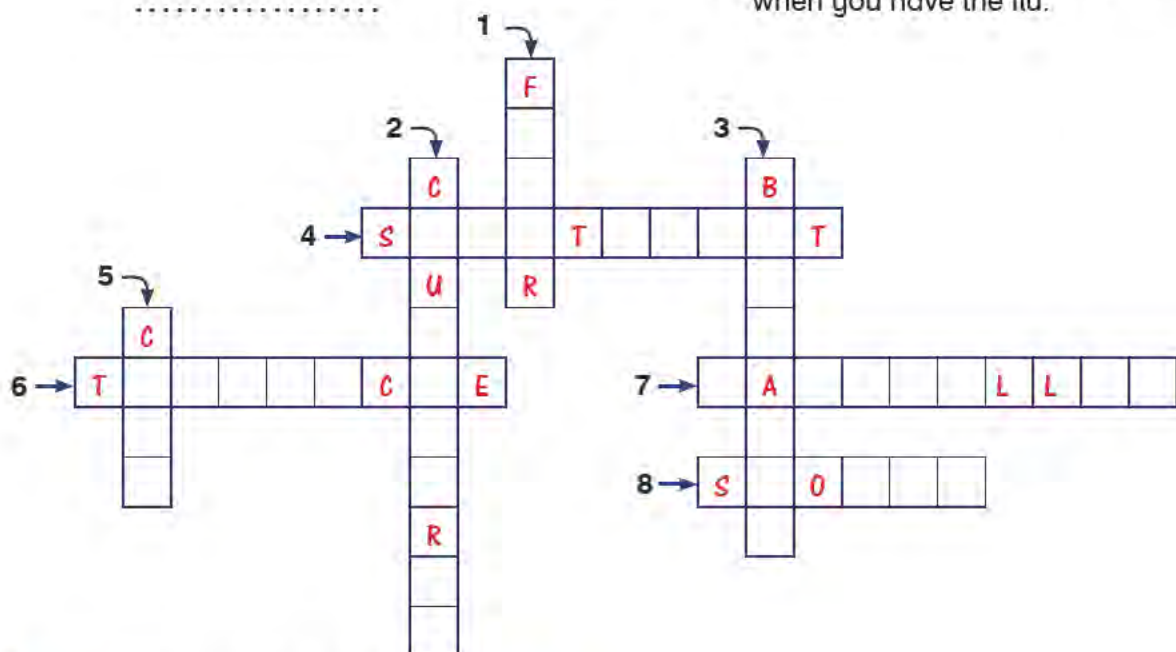
3c Mark the sentences as True (T) or False (F).

1. In winter, people have pain in their tooth.
2. They should see a dentist if they have a sore throat.
3. They should have some cough syrup if they have a bad cough.
4. People should stay in bed when they have the flu.
5. In winter, people have backaches.
6. People should have a cold shower when they have a cold.
7. They should see a dentist if they have a backache.
8. They should be careful about their health.

F

3d Fill in the blanks to complete the puzzle.

1. Take a warm shower if you have a
2. You should have some if you have a bad cough.
3. Take a rest when you have a
4. Keep your throat warm if you have a
5. Wear warm clothes if you feel
6. See a dentist when you have a
7. When you have a headache, take a
8. You stay in bed when you have the flu.



3e Listen and check.



5.4

PROJECT

Work in groups and prepare a picture story about an illness and your feelings and needs for this illness. Then, share your ideas.

Example:

HEALTH!



When you are ill, call your doctor.



Take a painkiller if you have a headache.



Wear warm clothes if you feel cold.



Take a rest when you have a backache.

1

Write the missing letters and number the picture. Then, listen and check.



5.5

1 h e a d

2 t _ _ th

3 _ ose

4 _ r _

5 _ y _

6 b _ _ k

7 f _ _ t

8 _ out _

9 _ a _

10 _ _ roat

11 stom _ _ _

12 l _ g



2 Write the missing letters and number the pictures. Then, talk about their illnesses.

1 h e a d a c h e

2 s o _ _ t _ r o a _

3 c _ _ d

4 c o u _ _

5 t o _ t h a _ _ e

6 b _ c _ _ c _ e

7 _ n e e _ e

8 _ e v e _

9 t h e f _ _

10 _ t o m _ c h a c _ _



3

Match the phrases. There may be more than one correct answer.

1

~~see~~

in bed

2

take

your throat warm

3

stay

a painkiller

4

take

a warm shower

5

take

warm clothes

6

feel

a rest

7

wear

cold

8

keep

1

a dentist

9

have

some medicine

4

Work in pairs and give some advice to the complaints below.

COMPLAINTS	SUGGESTIONS
1. Giselle has a backache.	<i>She should take a painkiller.</i>
2. Satoshi has a cold.	
3. Duygu has a bad cough.	
4. Larry has a headache.	
5. Larry's father has a sore throat.	
6. Duygu's mother has a stomachache.	
7. Satoshi's mother has a fever.	
8. Giselle's father's tooth hurts.	
9. Larry's friend has the flu.	
10. I feel tired and I sneeze a lot.	



UNIT

Movies

6

1a What do you think these are?
Discuss with your friends.

Aims


- Describing characters and people
- Expressing likes and dislikes
- Making simple inquiries
- Stating personal opinions
- Telling the time



Our friends are bored and they want to watch a movie!



1b Listen and read.



1c Correct the sentences.

- ~~Satoshi wants to go to the theatre.~~
No. He wants to go to the cinema.
- Duygu hates the idea.
.....
- The movie is about wars.
.....
- The movie is a horror film.
.....
- The film is in theatres tomorrow.
.....
- The movie is boring.
.....

1d Label the movies with the film types.

Types of Films:

Science Fiction

Action

Musical

Comedy

Horror

Cartoon


Animation

Documentary



1

Animation,
Comedy



2



3



4




5



6



7



8

1e What do you think about the movies or their characters? Use adjectives to label the films. You can use more than once.

Opinions About the Films:

Frightening

Pleasant

Great

Funny

Absurd

Boring

Exciting

Interesting

Entertaining

Terrible

Enjoyable

Ugly

Friendly

Honest

Helpful

Strong



1



2



3



4



5




6

Our friends are at the Cinema Café now. They are waiting for the film to start.



2a Order the sentences. There may be more than one correct answer.



- ☐ I like animations. I think they are exciting and interesting.
- ☐ Kung Fu Panda. I think it's great. It's about a brave Panda.
- ☐ What is your favourite film, Giselle?
- ☒ What films do you like, Satoshi?



- ☐ I hate cartoon films.
- ☐ I don't like musical films. I think they are boring.
- ☐ What films do you hate?
- ☐ I don't like action films. Some characters are always evil.

2b Listen and compare. 6.2

2c Match.

1 What films/movies do you like?		I don't like / I hate musical films.
2 What films / movies do you hate?		It's on Monday. / It's on cinemas on 5 May.
3 What is your favourite movie / film?		I like documentary films.
4 What is the movie / film about?		It's about dinosaurs.
5 When is the movie / film on?		Ice Age. / I like Ice Age.

2d Work in pairs and complete the table about the films.

	The film I like	The film my friend likes
Name of the movie:		
Type of the movie:		
What is the movie about?		
Opinions about the film:		

	The film I hate	The film my friend hates
Name of the movie:		
Type of the movie:		
What is the movie about?		
Opinions about the film:		

2e Look at the table in exercise 2d and talk about movies.

Example 1:

What films do you like, Giselle?

What is your favourite film?

What is the movie about?

Animation comedy.
I think they are entertaining and funny.

I like How To Train Your Dragon. It's enjoyable.

A young Viking and his friends are trying to save their island from dragons but at the end they become friends with the dragons and travel with them.

Example 2:

What films do you hate, Giselle?

I hate horror films. I think they are frightening and terrible.

Example 3:

What kind of films does Giselle like?

What films does she hate?

Animation comedy..
She thinks they are entertaining and funny.

She hates horror films.


They are late for the movie.
They should hurry up!



3a Listen and read.



What time is the movie?



The movie is at half past one. What time is it Duygu?

It's quarter past one. Hurry up! We're late.



3b Work in small groups. Look at the poster below and guess the answers of the questions.



1. What is the name of the movie?
Its name is "Up".
2. Who are the characters?
.....
3. What is it about?
.....
4. When is the movie on?
.....
5. What kind of film is it?
.....
6. What time is the movie?
.....

3c Listen and read to check your answers on exercise 3b.  **6.4**



The movie "Up" is an animation comedy film. It is in the movie theatres on May 29 and it is at 13:30, 15:00 o'clock and 18:15. It is about Carl and Ellie. **(1)** Carl is a quiet boy with glasses and Ellie is a beautiful and brave girl. When they are young, they dream of going to a lost land. Ellie promises Carl to go there. After they are old and Ellie dies, Carl remembers her promise, so **(2)** Carl and a young boy, Russell **(3)** connect a lot of balloons to Carl's house. They fly with the house and they see **(4)** talking dogs, **(5)** a giant bird, **(6)** a Zeppelin and some other planes.

3d Read again and number the pictures.



PROJECT

Prepare a film poster. Describe it to your peers in groups or on the board.

Example:



Name: *Fast Cars*

Type: *Action*

Topic: *Sports, Adventure*

Country: *USA*


Opinions: *I think it is enjoyable and exciting.*

Characters: *Lucky Drew, and Fast Derek*

Date: *March 15*

Time: *12:30 - 16:50 - 19:00*

My imaginary movie is "Fast Cars." I think it is an enjoyable and exciting movie. It's in movie theatres on March 15 at 12:30, 16:50 and 19:00.



1 Work in pairs and answer the questions about yourself. Use the phrases and words below.

I think ...

I like ...

I don't like ...

I hate ...

It's about ...

I don't like ...

Frightening

Pleasant

Great

Funny

Absurd

Boring

Exciting

Interesting

Entertaining

Terrible

Enjoyable

Ugly

1. What films do you like?

.....

2. What movies do you hate?

.....

3. What is your favourite movie?

.....

4. What is the movie about?


.....

5. Who are the characters?

.....

6. What kind of film is it?

.....



2

Look at the film poster and answer the questions. Then, listen and check.



6.5



1. What is the name of the movie?

Its name is ...

2. Who are the characters?

.....

3. What is it about?

.....

4. When is the movie on?

.....

5. What kind of film is it?

.....

6. What time is the movie?

.....

3

Choose the best alternative.

1. Mary likes/doesn't like horror films. She thinks they are too frightening.

2. Jurassic Park is a good film. It's really interesting/boring.

3. My sister likes musicals/action films because she likes singing.

4. This is a horror film/documentary. It's about the animals in Africa.

5. I think comedy films are very boring/funny. I enjoy them very much.

6. I think the film was very exciting/boring. I changed the channel in the middle of it.

UNIT

7

Party Time



Aims

- Asking for permission
- Expressing and responding to thanks
- Expressing obligation
- Greeting and meeting people
- Telling the days and dates

Our friends are at a park. They are talking about their birthdays.



1a Listen and read. 7.1



1b Listen and repeat.  7.2



1c Write the seasons and months. Get help from your teacher if you need help.



..... Spring

March

.....

.....

.....



.....

.....

.....

.....



.....

.....

.....

.....



.....

.....

.....

.....

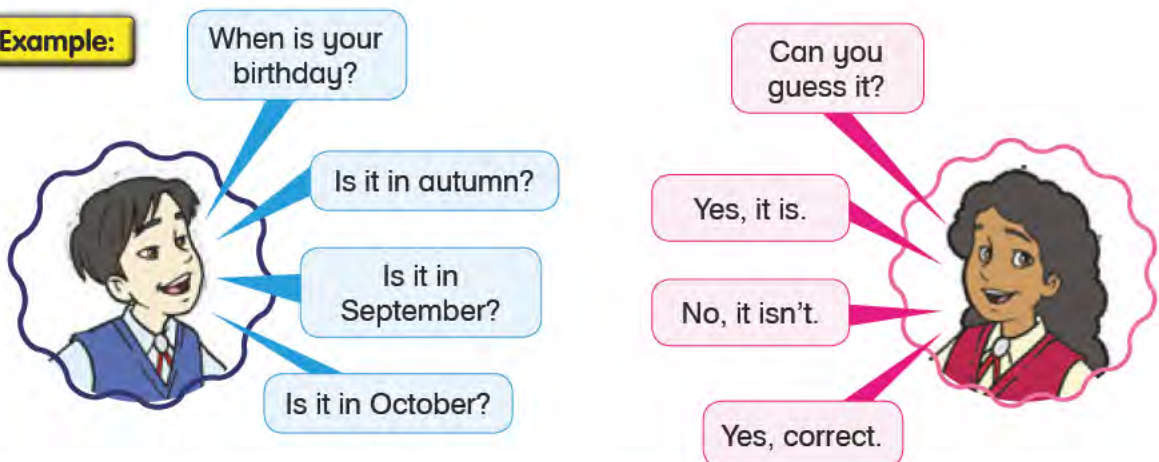
1d Which seasons or months do you like? Why?

Example:



1e Make a survey and write on the calendar.

Example:



Giselle

2a Complete the dialogue.

Satoshi is planning to throw a party. He is talking to his mum about it.

Mum, **can** I throw a birthday party?

..... I invite my friends?

..... I make invitation cards, Mum?

Thank you.

.....

.....

.....

You're welcome.

2b Listen and compare your answers. 7.3

2c Look at Satoshi's invitation card and answer the questions.

Birthday PARTY

Join Us!

Dear Giselle,
Can you join us for my birthday party?
It's at three o'clock in the afternoon on
Sunday in my house. You can bring a
friend, too. Please reply to me at 555
5613112. (Address: 121 Main St. Floor: 3)
Love,
Satoshi.

- What type of party is it?
It's a birthday party......
- Who is the invitation card for?
.....
- What time is the party?
.....
- When is the party?
.....
- Where is the party?
.....
- Whose party is it?
.....

2d Follow the directions.


1 Student A, get permission from your mother or father.

3 Student A, make an invitation card.


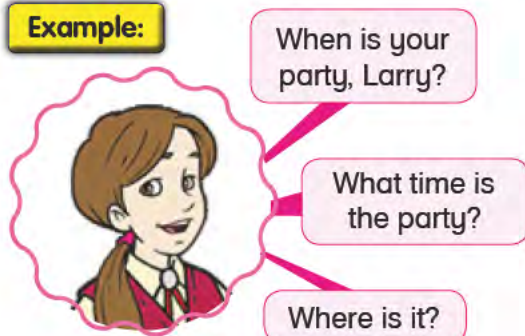
2 Student B, you are the mother or the father.

4 Student C, ask questions about the card.

Example:



Example:



Satoshi is at a party shop with his mum.



3a Listen and tick the objects Satoshi needs for the party.

7.4



- | | | | |
|--|--|---|-----------------------------------|
| <input checked="" type="checkbox"/> a guest list | <input checked="" type="checkbox"/> a big cake | <input type="checkbox"/> candles | <input type="checkbox"/> plates |
| <input type="checkbox"/> drinks | <input type="checkbox"/> a duct tape | <input type="checkbox"/> invitation cards | <input type="checkbox"/> confetti |
| <input type="checkbox"/> balloons | <input type="checkbox"/> glasses | <input type="checkbox"/> colourful papers | <input type="checkbox"/> scissors |

3b Reorder the steps of a party and make sentences. Answers may vary.

Welcome the guests.

Make the invitation cards.

1 Ask for permission from parents.

Find some music CDs for the party.

Send or give the invitation cards.

Buy things for the party.

Wash the dishes and clean the house.

Make a guest list.

Decorate the house.

Send off the guests.

1. *I must ask for permission from my parents.*

2.

3.

4.

5.

6.

7.

8.

9.


10.

4a Listen and choose.



7.5

Duygu is talking to his dad about Satoshi's birthday present.



OK, what does / is he like?

Hmm. He likes / like music!

Then, let's buy him a music CD.

It's Satoshi's birthday tomorrow. I must / am buy him a gift.

Great idea!

4b Put the words into the correct order.

1. birthday / When / your / is?

When is your birthday?

2. I / prepare / a shopping / list / must.

.....

3. balloons and candles / for / I / my daughter's / buy / birthday party / must.

.....

4. want to / I / a big birthday party / have.

.....

5. wants to / go to / My sister / Laura's birthday party .

.....

4c Match.

1	What time is the party?	A	Yes, I do. My mum makes the cake.
2	When is your birthday?	B	It's in my house.
3	Where is the party?	C	He needs a duct tape some confetti, balloons, colourful papers and scissors.
4	Can you guess my birthday?	D	Sure, you can join the party.
5	Is it in April?	E	I need some cream, dough, fruit and candles.
6	Can/May I join the party?	F	Yes, it is in April.
7	What do you need for the cake?	G	It's at two o'clock.
8	What does he need for the decoration?	H	It's in February.
9	What do you like?	I	I like birthday parties.
10	Do you have a birthday party every year?	J	Yes, is it in March?

1. ~~G~~ 2. 3. 4. 5.
6. 7. 8. 9. 10.

4d Work in pairs. Read the role cards and make a dialogue.

You want to throw a party. Get permission and help from your mother or father. What must you do? When is the party?

You are the mother or father. Help your son or daughter for the party. And ask the date and time of the party. Give permission for the party.


Example:



5a Listen and read.



It's party time! Happy birthday Satoshi! He says: "Nice to see you here my friends".



5b Work in groups of four. Prepare a play using the dialogues in exercise 5a.

PROJECT

Make a survey and learn the birthdays of your family members and friends. Write the names of the months in the correct place and mark the birthdays on the calendar below.

Example:



When is your birthday, Dad?



It is on July 14.

1. *My dad's birthday is on July 14.*

3.

5.

2.

4.

6.

1.

Sun	Mon	Tue	Wed	Thu	Fri	Sat
1	2	3	4	5	6	7
8	9	10	11	12	13	14
15	16	17	18	19	20	21
22	23	24	25	26	27	28
29	30	31				

2.

Sun	Mon	Tue	Wed	Thu	Fri	Sat
				1	2	3
4	5	6	7	8	9	10
11	12	13	14	15	16	17
18	19	20	21	22	23	24
25	26	27	28			

3.

Sun	Mon	Tue	Wed	Thu	Fri	Sat
				1	2	3
4	5	6	7	8	9	10
11	12	13	14	15	16	17
18	19	20	21	22	23	24
25	26	27	28	29	30	31

4.

Sun	Mon	Tue	Wed	Thu	Fri	Sat
					1	2
3	4	5	6	7	8	9
10	11	12	13	14	15	16
17	18	19	20	21	22	23
24	25	26	27	28	29	30

5.

Sun	Mon	Tue	Wed	Thu	Fri	Sat
1	2	3	4	5	6	7
8	9	10	11	12	13	14
15	16	17	18	19	20	21
22	23	24	25	26	27	
28	29	30	31			

6.

Sun	Mon	Tue	Wed	Thu	Fri	Sat
				1	2	3
4	5	6	7	8	9	10
11	12	13	14	15	16	17
18	19	20	21	22	23	24
25	26	27	28	29	30	

7. *July*

Sun	Mon	Tue	Wed	Thu	Fri	Sat
	1	2	3	4	5	6
7	8	9	10	11	12	13
14	15	16	17	18	19	20
21	22	23	24	25	26	27
28	29	30	31			

8.

Sun	Mon	Tue	Wed	Thu	Fri	Sat
				1	2	3
4	5	6	7	8	9	10
11	12	13	14	15	16	17
18	19	20	21	22	23	24
25	26	27	28	29	30	31

9.

Sun	Mon	Tue	Wed	Thu	Fri	Sat
1	2	3	4	5	6	7
8	9	10	11	12	13	14
15	16	17	18	19	20	21
22	23	24	25	26	27	28
29	30					

10.

Sun	Mon	Tue	Wed	Thu	Fri	Sat
		1	2	3	4	5
6	7	8	9	10	11	12
13	14	15	16	17	18	19
20	21	22	23	24	25	26
27	28	29	30	31		

11.

Sun	Mon	Tue	Wed	Thu	Fri	Sat
					1	2
3	4	5	6	7	8	9
10	11	12	13	14	15	16
17	18	19	20	21	22	23
24	25	26	27	28	29	30

12.

Sun	Mon	Tue	Wed	Thu	Fri	Sat
1	2	3	4	5	6	7
8	9	10	11	12	13	14
15	16	17	18	19	20	21
22	23	24	25	26	27	28
29	30	31				

1 Number the seasons.

1 Summer

2 Autumn

3 Winter

4 Spring



2 Write the missing letters and order the months.

J _ l y

M a _ _ _

F _ b r _ _ r y

S e _ t _ _ b e _

D _ c e m _ _ _

_ u n _

_ _ y

1 J a n u a r y

O _ t _ b _ r

_ _ r i l

_ _ g u s t

_ _ v _ m _ _ _

3 Write the missing letters for the days.

S unday

M _ _ _ _

T u _ _ _ _

W _ _ _ _ _

T h _ _ _ _

F _ _ _ _

S a _ _ _ _

4 Write "in", "on", "at".

1 in July


2 Sunday

3 Spring

4 quarter past two

5 30 August

5 Use the words below and label the objects. Then, listen and check.



cake

~~balloons~~

paper

candle

confetti

scissors

drinks

duct tape

gift / present



1 balloons



2



3



4



5



6



7



8



9

6

Work in pairs and look at the pictures below and ask for permission or answer. Use "May I ...?" or "Can I ...?".

1



throw

Of course.

Can I throw a party? -Of course, you can. ?

2



open

For sure.

..... ?

3



sit

Sure.

..... ?

4



eat

Yes, of course.

..... ?

5



watch

No, sorry.

..... ?

6



invite

For sure.

..... ?

7

Complete the dialogues using the sentences below.

Yes, it is.

It is at three o'clock.

Oh, thank you.

~~It's autumn.~~

It's Jin-Hee's party.

It is three o'clock.

Sure.

It is in Autumn.

1. A: What is your favourite season?

B: *It's autumn.*

5. A: Whose party is it?

B:

2. A: When is your birthday?

B:

6. A: What time is it?

B:

3. A: Is your birthday on Saturday?

B:

7. A: What time is the party?

B:

4. A: May I throw a party, Mum?

B:

8. A: Here, this is your present.

B:

UNIT

8

Aims

- Making simple inquiries
- Asking for clarification
- Making simple suggestions
- Accepting and refusing simple suggestions

Fitness



Our friends are very sporty today! They are talking about their favourite fitness activities.



1a Listen and read.



8.1

Satoshi, what is your favourite exercise?

My favourite exercise is hiking. I like hiking very much.

Oh, me? I like jogging. I go jogging every morning.

What about you Duygu? What is your favourite fitness activity?

Cycling. I like cycling very much.

What fitness activities do you like, Giselle?

FITNESS CLUB

1b Label the fitness activities.

hiking

jogging

swimming

camping

running

working out

cycling

trekking



1 jogging

2

3

4



5

6

7

8

1c Tick ✓ the activities you like and cross out ✗ the ones you dislike.

	hiking	jogging	swimming	running	working out	cycling	camping	trekking
Like								
Dislike								

1d Work in pairs. Ask and answer questions about fitness activities.

Example:

What activities do you like, Giselle?

I like jogging and running.

What about you? What's your favourite activity?

Hiking and cycling.

Cycling. I can't do it.

Which exercise do you dislike?





1e Now talk about yourself and your partner.

Example:

I like cycling, but my partner, Giselle dislikes it. She can't do it.

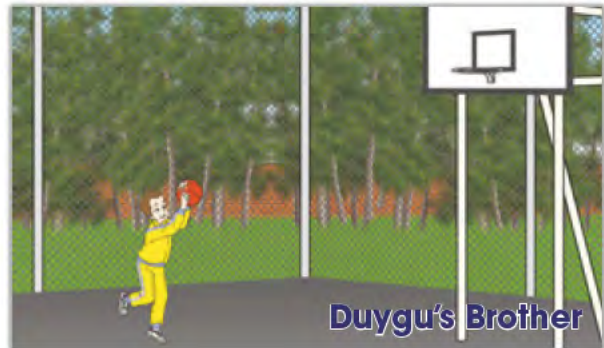
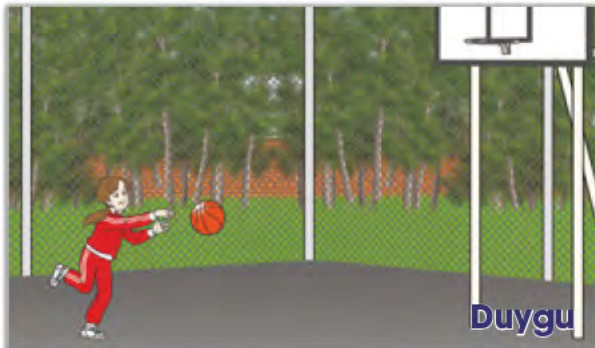
Giselle likes jogging and running, but I dislike them.

1f Listen and tick ✓ the activities they like and cross out ✗ the ones they dislike. **8.2**

				
	Chen	Helena	Gina	Max
hiking	✗			
jogging	✓			
swimming				
running				
working out				
cycling				

1g Now talk about them as in the example 1e.

2a Look at the pictures below and guess the answers to the questions.



1. Can Duygu play basketball?
No, she can't play basketball.
2. Can Duygu's brother play basketball?
.....
3. Can Giselle play basketball?
.....
4. Can Giselle play golf?
.....
5. Can Larry play golf?
.....
6. Can Satoshi play golf?
.....

2b Listen and check your answers.



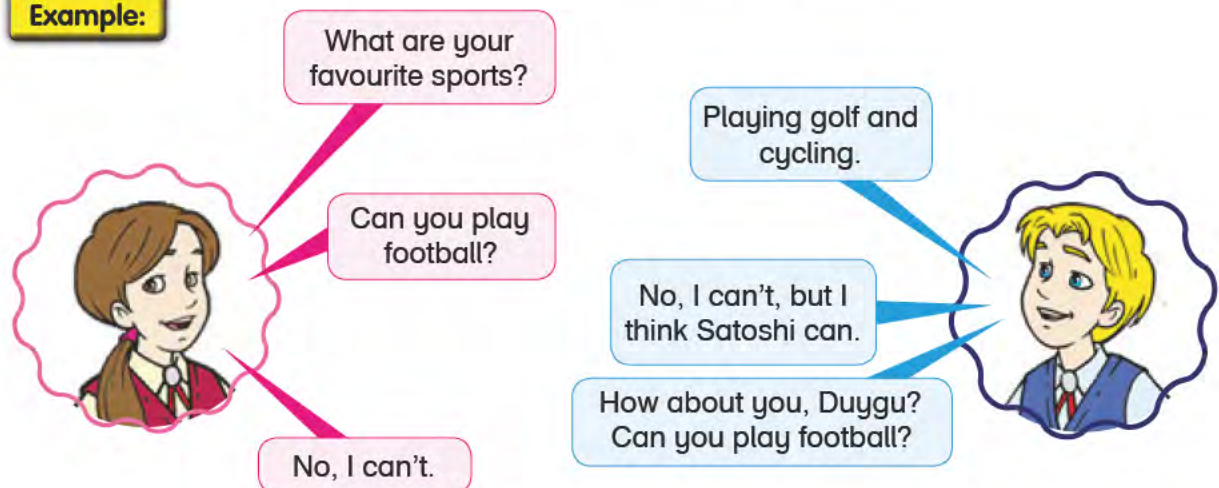
8.3

2c Tick the sports you can do.



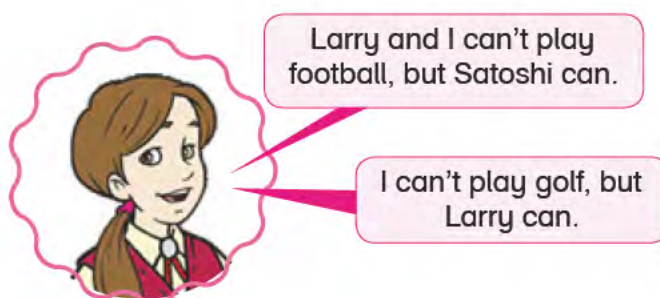
2d Ask and answer questions about the sports above.


Example:







2e Now talk about yourself and your partner about sports.


Example:



2f Listen and tick ✓ the sports they can do and cross out X the sports they can't do.  **8.4**

				
	Chen	Helena	Gina	Max
baseball		✓		
basketball		X		
football				
golf				
tennis				
volleyball				

2g Now talk about them as in the exercise 2e.

3a Listen and choose.  **8.5**

Our friends are bored again. What do you think they will do in the end?



- ☐ a) go jogging
 ☐ b) go fishing
 ☐ c) do aerobics

3b Complete the table.

Let's play tennis.

That's a good idea.

Sorry, I can't now. I must study.

That sounds great.

~~OK.~~

How about running?

No, I'm too tired.

Suggesting

Accepting

Refusing

OK.

3c Use the sentences above and pictures below and perform a short play. Work in pairs.



Example:

Let's go fishing.

How about cycling?

Oh OK, how about cycling?

So, how about dancing?

No, I can't go fishing.

Sorry, could you repeat that, please?

Sorry, I can't. I must clean my bike first.

That's a good idea.

3d What must you do in a day. Explain them to your friends. You can use the actions below.

wake up

go to school

help mum

do homework

brush teeth

3e Complete the table.

hiking	football	basketball	jogging
running	tennis	volleyball	golf
working out	cycling	swimming	baseball
fishing	dancing	skiing	handball

Go + ...	Play + ...
hiking,	football,

3f Follow the directions.

1

Student A, start the sentence with "Let's ..." or "How about ..." and act out a fitness activity.


Example:

How about ...

Correct!

Student B, finish the sentence correctly.

... jogging?



2

4a Listen and number the pictures.



8.6

Hi. I'm Giselle and my friends are Larry, Duygu and Satoshi. We love fitness activities and games. My favourite exercise is jogging. I love jogging and I go jogging every morning. (1) I dislike cycling, but Satoshi and Duygu like it. (2) Larry likes working out, but Duygu dislikes working out. (3) I can play basketball, but Duygu can't. (4) I can't play golf, but Larry and Satoshi can play golf. (5) Larry and I can't play football, but Satoshi can.



a



b



c



d



e

4b Read again and answer the questions.

1. What's Giselle's favourite exercise?

Jogging.

4. Can Duygu play basketball?

.....

2. Who likes cycling, who dislikes cycling?

.....

5. Can Giselle play golf?

.....

3. What's Larry's favourite fitness activity?

.....

6. Who can play football?

.....

PROJECT

Prepare a poster about fitness activities you can and can't do. Give information about exercises you like and dislike.

Example:

FITNESS ACTIVITIES



Aerobics: I dislike aerobics, but my friend Elif likes it.



Cycling: My favourite fitness activity is cycling. I like cycling very much.



Fishing: I can't go fishing, but my friend, Bekir can.



Hiking: I can go hiking with my parents. I like hiking, but my brother doesn't.

1 Write the missing letters and number the pictures. Then, talk about your favourite activities with your friends.

1 h i k i n g

2 j o _ _ i n g

3 _ a n c i _ _

4 w _ r k _ n g o _ t

5 c a _ p _ n g

6 f _ _ _ i n g

7 s w _ _ _ i n g

8 t _ n n _ _

9 t _ _ k k i _ g


10 c _ _ l _ n g

11 r _ _ _ _ n g

12 v _ _ _ e y _ a l l

13 _ _ _ t b a _ _

14 g _ l _



2 Write "go", "play" or "do".

.. **go** hiking

..... cycling

.. **play** basketball

..... dancing

..... golf

..... volleyball

..... baseball

..... football

..... handball

..... tennis

..... jogging

..... swimming

..... running

..... fishing

..... aerobics

3 Look at the words in the parenthesis and write the dialogues.

1

Duygu : **Let's play tennis** (tennis) ➔ (Suggesting)

Larry : **Sorry, I can't play tennis.** (can't) ➔ (Refusing)

Duygu : **How about jogging?** (jogging) ➔ (Suggesting)

Larry : **That sounds great!** ➔ (Accepting)

2

Satoshi : (golf) ➔ (Suggesting)

Chen : (tired) ➔ (Refusing)

Satoshi : (fishing) ➔ (Suggesting)

Chen : ➔ (Accepting)

3

Giselle : (fishing) ➔ (Suggesting)

Larry : (can't) ➔ (Refusing)

Giselle : (dancing) ➔ (Suggesting)

Larry : ➔ (Accepting)

4

- Duygu : (hiking) ➡ (Suggesting)
- Mia : (tired) ➡ (Refusing)
- Duygu : (fishing) ➡ (Suggesting)
- Mia : ➡ (Accepting)

5

- Helena : (football) ➡ (Suggesting)
- Gina : (can't) ➡ (Refusing)
- Helena : (aerobics) ➡ (Suggesting)
- Gina : ➡ (Accepting)

6

- Max : (aerobics) ➡ (Suggesting)
- Giselle : (not like) ➡ (Refusing)
- Max : (swimming) ➡ (Suggesting)
- Giselle : ➡ (Accepting)

7

- Anita : (dancing) ➡ (Suggesting)
- George : (not like) ➡ (Refusing)
- Anita : (jogging) ➡ (Suggesting)
- George : ➡ (Accepting)

4

Complete the paragraph with the words below.

play

can

aerobics

plays

activities

basketball

doesn't like

can't

friend

~~name~~

likes

friends



Hello, my **name** is Susan. Tom and Anita are my

..... We like games and fitness

My favourite exercise is I love aerobics. I do it

every morning. But, my Anita it.

She cycling and Tom likes He

..... it every weekend. I can basketball, too,

but Anita She play golf.



5

Now, listen and check your answers.



8.7



UNIT The Animal Shelter

9

Aims

- Asking for permission
- Describing what people and animals are doing now
- Understanding the descriptions of what people are doing
- Asking and answering questions about what people are doing

Our friends are at an animal farm.
Look at those lovely animals!



1a Listen and read.



9.1

1 Hello everyone! What are you doing?

2 We are looking at the animals.

3 Look at the rabbits. They are running fast.

4 ... and the cat is sleeping. Shh! Ha ha!

5 Oh! Look at the dogs. I think they are barking at us!

6 Wow! The puppies and kittens are jumping and playing together.

1b Listen again and number the sentences. 9.1

They are looking at the animals.

1 Larry is coming.

The dogs are barking.

The cat is sleeping.

The puppies and kittens are jumping and playing together.

The rabbits are running fast.

1c Listen again and answer the questions. 9.1

1. Who is coming to the animal shelter?

Larry is coming to the shelter.

4. What are the rabbits doing?

.....

2. Are they looking at the animals?

.....

5. What is the cat doing?

.....

3. Which animals are barking?

.....

6. Which animals are the puppies playing with?

.....

1d Listen again and mark the sentences as True (T) or False (F). 9.1

1. They like the animals in the shelter.

T

2. They are giving food to the animals.

3. The rabbits are eating some carrots.

4. The cat is sleeping.

5. The dogs are running.

6. The puppies are playing with the kittens.

2a Listen and choose the correct picture.  9.2



2b Tell what the animals are doing in the wrong picture.

2c Listen and tick.  9.3

	cat	kitten	dog	puppy	rabbit	parrot
sleep	<input checked="" type="checkbox"/>	<input type="checkbox"/>	<input type="checkbox"/>	<input type="checkbox"/>	<input type="checkbox"/>	<input type="checkbox"/>
jump	<input type="checkbox"/>	<input type="checkbox"/>	<input type="checkbox"/>	<input type="checkbox"/>	<input type="checkbox"/>	<input type="checkbox"/>
play	<input type="checkbox"/>	<input type="checkbox"/>	<input type="checkbox"/>	<input type="checkbox"/>	<input type="checkbox"/>	<input type="checkbox"/>
eat	<input type="checkbox"/>	<input type="checkbox"/>	<input type="checkbox"/>	<input type="checkbox"/>	<input type="checkbox"/>	<input type="checkbox"/>
bark	<input type="checkbox"/>	<input type="checkbox"/>	<input type="checkbox"/>	<input type="checkbox"/>	<input type="checkbox"/>	<input type="checkbox"/>
run	<input type="checkbox"/>	<input type="checkbox"/>	<input type="checkbox"/>	<input type="checkbox"/>	<input type="checkbox"/>	<input type="checkbox"/>

2d Ask and answer questions about the table in exercise 2c.

Example:



What is the cat doing at the moment?

It is sleeping right now.



2e Follow the directions.

1

Student A, choose an animal in the picture below.

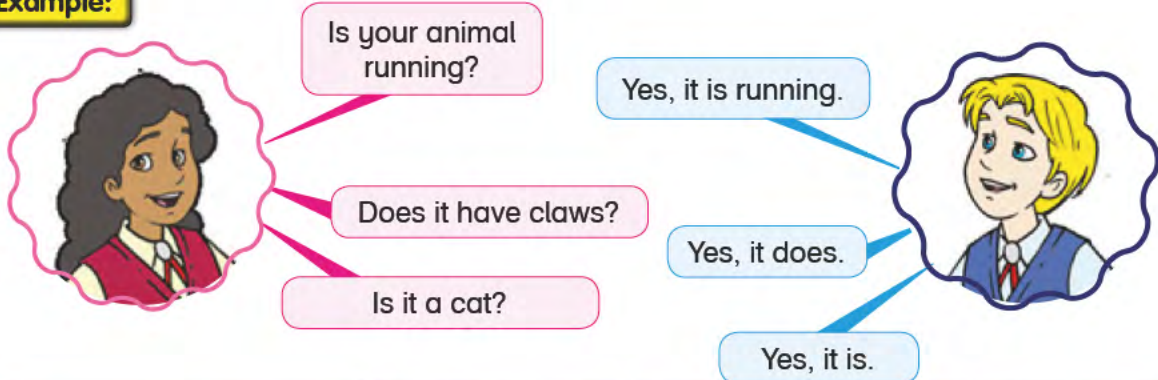
2

Student B, ask questions to your partner to guess the animal.

3

Exchange your roles.

Example:



2f Find the differences between the two pictures.

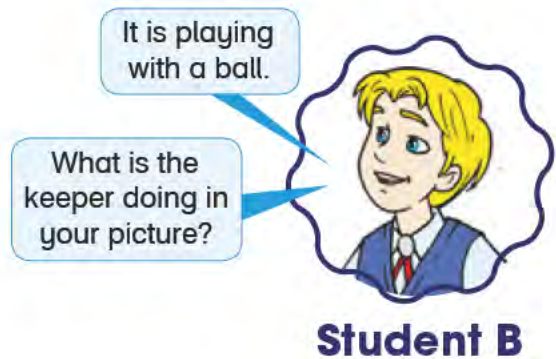
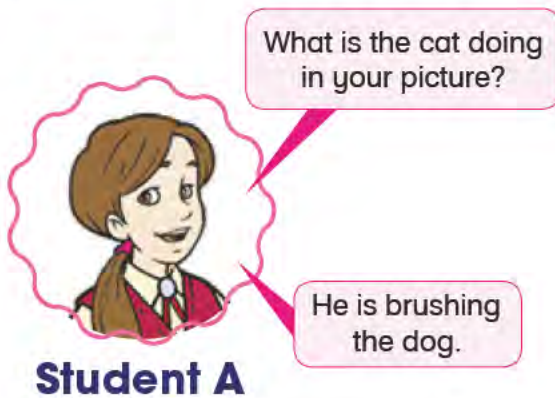
1

Student A, look at the picture on page 173 and ask questions.

2

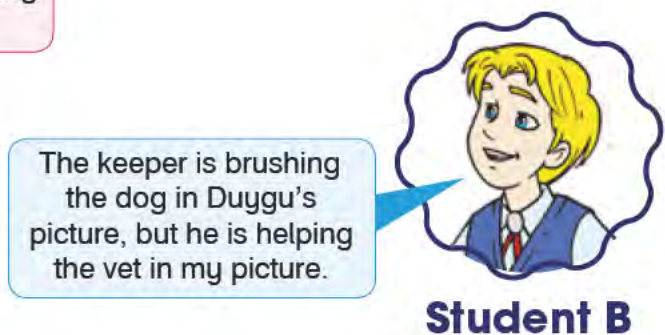

Student B, look at the picture on page 174 and ask questions.

Example:



2g Now talk about the differences.

Example:



2h Play the "Silent Movie" game!

run

jump

sleep

walk

give

examine

bath

bark


1

Student A, use the actions about animal shelter above and act out.

2

Other students, ask question to guess the action.

Example:



3a Follow the direction.

What are the rules of an animal shelter? How many rules can you write? Make a list.



The Rules of An Animal Shelter

We can't feed the animals. ☒

We can ... ☐

☐

☐


☐

☐

☐

☐

☐



3b Listen and compare.



9.4

3c Answer the questions.

1. Can they ask questions to the keeper?
Yes, they can.
2. Can they adopt animals?
.....
3. Can they feed the puppies?
.....
4. Can Giselle donate money to the shelter?
.....
5. Can Larry walk the dog?
.....
6. Why can't Larry walk the dog?
.....

3d Label the animals.

a dog	kittens	puppies	cats
a parrot	a rabbit	a puppy	dogs
a cat	rabbits	parrots	a kitten



1 *a dog*



2



3



4



5



6



7



8



9



10



11



12

3e Match.

- | | |
|-------------------------------------|--|
| 1 What is the bird doing right now? | That's not a good idea, but the keepers can do it. |
| 2 What are the puppies doing? | Of course, you can get an animal. |
| 3 Can we get an animal? | The bird is eating seeds right now! |
| 4 Can I feed the birds? | They are jumping around. |

3f Follow the directions.

1 Student A, ask questions as the visitor. Use the questions above.

2 Student B, answer the questions as the keeper.

Example:



Student A



Student B

4a Read and choose. Use the pictures below.

Hi! My name is Mehmet, and this is our animal shelter. We have a lot of animals here. We have twenty three ¹ **cats** / **dogs** and forty ² **puppies** / **kittens**, twelve ³ **cats** / **dogs** and twenty one ⁴ **rabbits** / **kittens**. We also have five ⁵ **parrots** / **kittens** and two ⁶ **parrots** / **rabbits**. We can help them in many ways. Our keepers can ⁷ **bath** / **feed** them and they can ⁸ **brush** / **bath** them. Our vets can ⁹ **examine** / **feed** the animals in our veterinary. Now, our animals are in the garden. The dogs are ¹⁰ **running** / **barking** and ¹¹ **the puppies** / **a puppy** are playing. The cats are ¹² **playing** / **sleeping** and ¹³ **the kittens** / **a kitten** is running behind its tail! Parrots are ¹⁴ **flying** / **sleeping** and rabbits are ¹⁵ **eating carrots** / **running**. We love the animals and you can help us. You can visit and donate money to the shelter. Thank you!



4b Listen and check.



4c Read the text again and mark the sentences as True (T) or False (F).

1. The animals are in a zoo.
2. They have animals there.
3. Keepers can examine the animals.
4. Vets can examine the animals.
5. The animals are in their cages.
6. The dogs are playing with the keeper.

F

4d Answer the questions about the text.

1. What animals are there?
There are dogs,
2. Can the keepers feed the animals?
.....
3. Who can examine the animals?
.....
4. Who can bath the animals?
.....
5. What is the kitten doing?
.....
6. What are the rabbits doing?
.....

4e Match.

1 We can

2 The puppies ...

3 A kitten ...

4 The parrots ...

5 The vets can ...

6 The keepers can ...

A are playing.

B are flying.

C examine the animals.

D help animals in many ways.

E feed the animals.

F is running behind its tail.

1. *D* 2. 3. 4. 5. 6.

PROJECT

Prepare a poster about how to help animals in your neighbourhood.

Example:

HELPING THE ANIMALS IN MY NEIGHBOURHOOD



We can put a bowl of water in front of our houses.



We can make a shelter for the cats and birds.



We can be a volunteer to work at an animal shelter.



We can give some food to the street animals.

1

Write the animal names. Then, listen and check.



9.6



1

cat



2



3



4



5



6

2

Odd one out.

1. dog

animal shelter

cat

2. tail

barking

sleeping

3. jumping

playing

cage

4. puppy

zoo

animal shelter

5. rabbit

around

behind

6. carrot

food

kitten

7. vet

running

keeper

8. keeper

dog

vet

9. jump

fly

animal

10. bath

examine

zoo

3

Work in pairs. Ask and answer the questions about the pictures below.



1. What is the dog doing?

It is barking.

.....



2. What is the keeper doing?

.....

.....



3. What are the cats doing?

.....

.....



4. What is the rabbit doing?

.....

.....



5. What is the boy doing?

.....

.....



6. What is the parrot doing?

.....
.....



7. What are the parrots doing?

.....
.....



8. What are the puppies doing?

.....
.....



9. What is the vet doing?

.....
.....



10. What is the keeper doing?

.....
.....

4 Work in pairs and answer the questions.



1. What can a parrot do?

.....

2. What can a dog do?

.....

3. What can a rabbit do?

.....

4. What can you do in an animal shelter?

.....

5. What can a vet do?

.....

6. What can a keeper do?

.....

7. Where can you adopt an animal?

.....

8. Can a keeper feed the animals?

.....

9. Can a parrot jump high?

.....

10. Can a puppy fly?

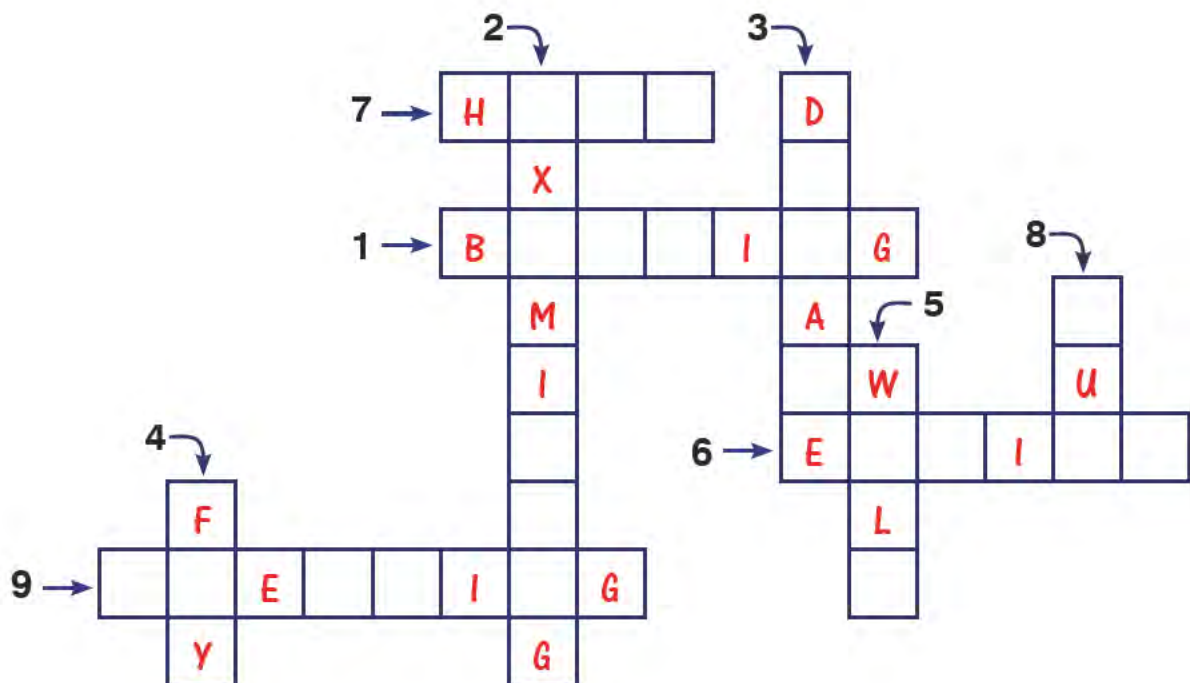
.....



5

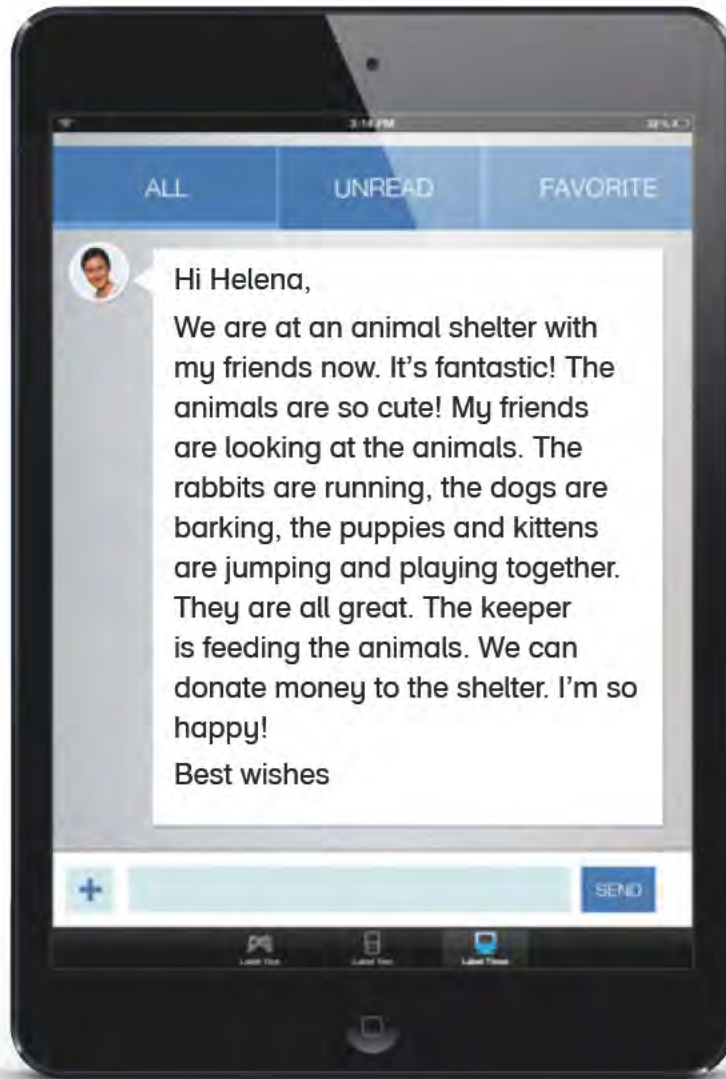
Complete the sentences and do the puzzle.

1. The dogs are **barking** in the garden.
2. The vet is the kitten.
3. We can money to the shelter.
4. Parrots can
5. Dad, can I the dog?
6. Look! The dog is its food.
7. We can animals in many ways.
8. Rabbits very fast.
9. Shh! The puppies are Don't talk.



6

Read Duygu's text message and answer the questions.



1. Is it a great day for Duygu?

Yes, it is.

2. Does she like the animals there?

3. What are the dogs doing?

4. What are the rabbits doing?

5. What is the keeper doing?

6. What are the puppies and kittens doing?

7. How can they help animals?



UNIT 10

Festivals

Aims

- Describing general events and repeated actions
- Making simple inquiries
- Naming numbers from 100 to 1000
- Understanding simple texts about festivals around the world

1a Where do you think these children are from? Match them with the flags.



Safiya



Latika



Chen

India




China

Egypt



Our friends again have guests from their partner schools for Children's Day. They are talking about their festivals.



1b Listen and check your answers.  10.1


1c Listen again and mark the sentences as True (T) or False (F). **10.1**

1. Chinese people celebrate Diwali.
2. Chen and his family celebrate Chinese New Year.
3. Safiya is from Egypt and she celebrates Ramadan Feast.
4. People celebrate Ramadan in Turkey and Egypt.
5. People in India celebrate Chinese New Year.
6. Latika celebrates Diwali in India.

F







1d Listen and read. **10.2**



1e Answer the questions.

1. Who celebrates Children's Day?
People in Turkey celebrate it.
2. What do American people celebrate?
.....
3. Does Latika celebrate Ramadan?
.....
4. Who celebrates Diwali?
.....
5. What do Chinese people celebrate?
.....
6. Does Chen celebrate Chinese New Year?
.....

1f Match.

Chinese New Year	   	The United States
Independence Day		China
Diwali		Turkey
Youth and Sports Day		India

Before you listen, look at these festival objects. Do you know them?



flags



candles



firecrackers



lanterns



fireworks

2a Listen to Chen and tick the celebrations you hear.



10.3

We celebrate Chinese New Year between January and February.



Chen



decorate the house



join parades



wear red dresses



light up lanterns



clean the house



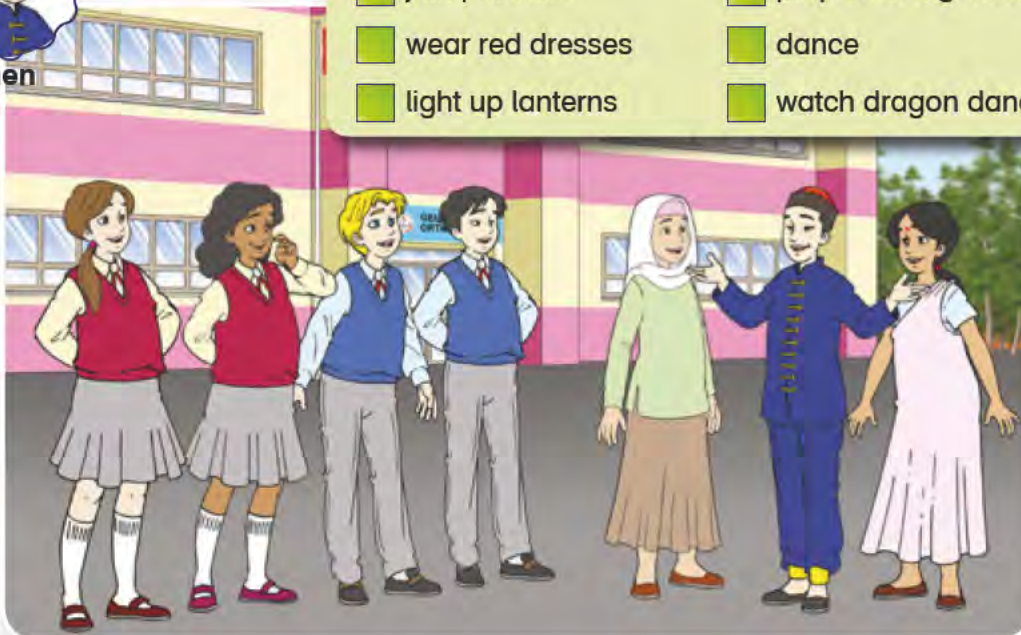
prepare a big meal



dance



watch dragon dancers



2b Listen again and answer the questions.



10.3

1. How does Chen decorate the house?
He decorates the house with ...

2. What do Chinese people wear for the festival?
.....

3. What does Chen's mum do for the festival?
.....

4. What do Chinese people watch at the festival?
.....

3a Listen to Safiya and order the celebrations.

10.4

We celebrate Ramadan Feast or Eid after the month of Ramadan.



Safiya

☐ make desserts and food

☐ get up early

☐ go to mosques

☐ prepare a meal

☐ visit relatives and neighbours



3b Listen again and choose the best alternative.

10.4

- Safiya celebrates Ramadan ... the month of Ramadan.
a) after b) before
- In Ramadan women make ...
a) desserts
b) cookies
- Men go to ...
a) parades b) mosques
- Children get ...
a) pocket money b) balloons
- Muslims ... in Ramadan.
a) go to a restaurant
b) make desserts and traditional food
- People ... their relatives and neighbours.
a) visit b) watch

4a Listen to Latika and complete the sentences.

10.5

We celebrate Diwali between October and November.



Latika

1. They celebrate Diwali between October and
2. They clean and decorate their houses with and candles.
3. They have guests for
4. They watch shows.



4b Listen again and mark the sentences as True (T) or False (F).

10.5

1. Indian people celebrate Diwali in Autumn.
2. People in India clean the streets for Diwali.
3. Latika and her family decorate their houses for Diwali.
4. Relatives and friends come for dinner for Diwali.
5. Latika watches the parades in Diwali.

T



5a Complete the table.

October - November	after the month of Ramadan	January - February	
decorate the houses with firecrackers	prepare traditional food	get up early and go to the mosque	
watch dragon dancers	make desserts	clean the house	
have guests for dinner	light up lanterns	wear red dresses	
watch firework shows	get pocket money	make traditional food	
	Diwali	Chinese New Year	Ramadan
Dates	between October and November		
Activities			

5b Use the information in 5a and write the phrases under the pictures. Then, write the names of the festivals.



1A



1B

1 Diwali



1C



1D



2A



2B




2C

2



2D



2E



2F



3A



3B



3C

3




3E



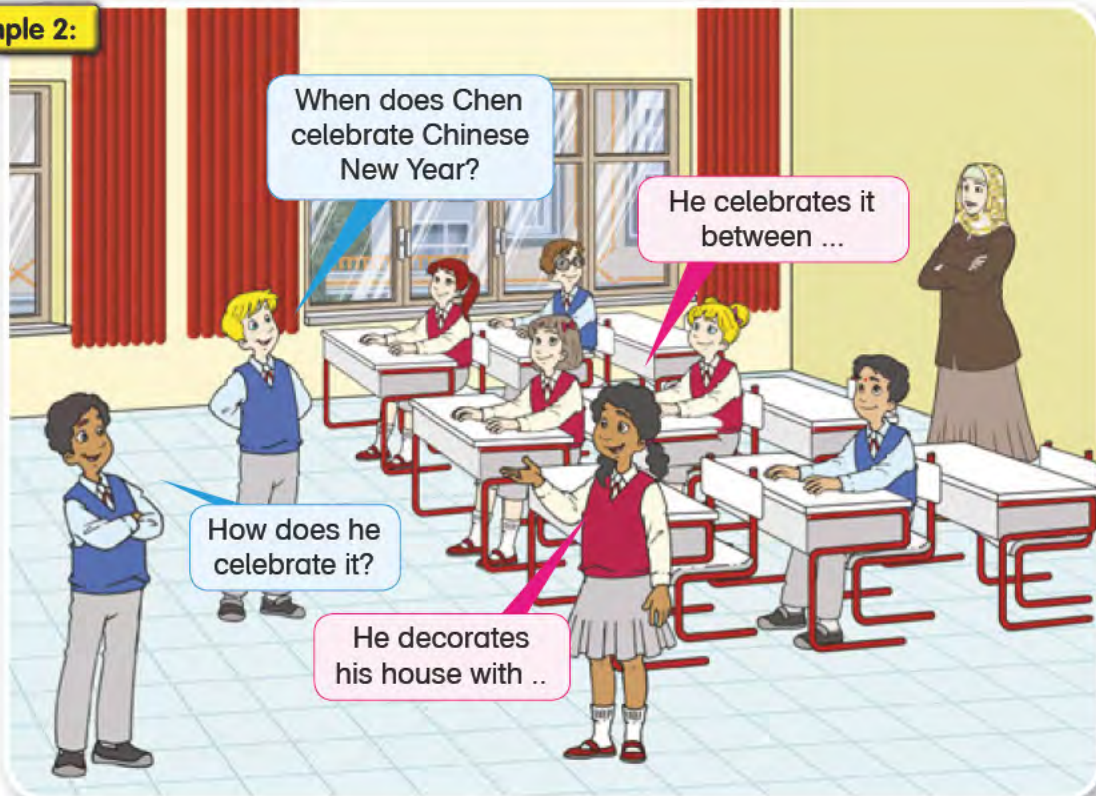
3D

5c Look at the photos on exercise 5b and talk about the festivals as a class.

Example 1:



Example 2:



6a Listen and read.



Every year on 23rd April, we celebrate National Sovereignty and Children's Day. Children's Day is a gift from Mustafa Kemal Atatürk.

On 23rd April, (1) many children from different countries visit Turkey and we celebrate Children's Day with them. Children from Turkey and from different countries (2) watch the parade. They (3) dance, sing songs and read poems. They also wear traditional clothes. For ten days they stay with Turkish families and have fun. We have (4) ceremonies at schools, too. After the festival, children are very sad to leave Turkey. It is a great festival for the children of the World.



In the United States, we celebrate Independence Day on 4th July every year. Independence Day is our national festival and it's very enjoyable. In the daytime, we (5) decorate the houses and streets with American flags. We (6) have baseball tournaments. People (7) visit their relatives because it is holiday. We (8) have barbecues or picnics for lunch. At night, we (9) watch the fireworks. We also (10) go to the concerts.

6b Complete the table.

	Children's Day	Independence Day
Dates	23rd April	
Activities		

6c Read again and number the pictures.

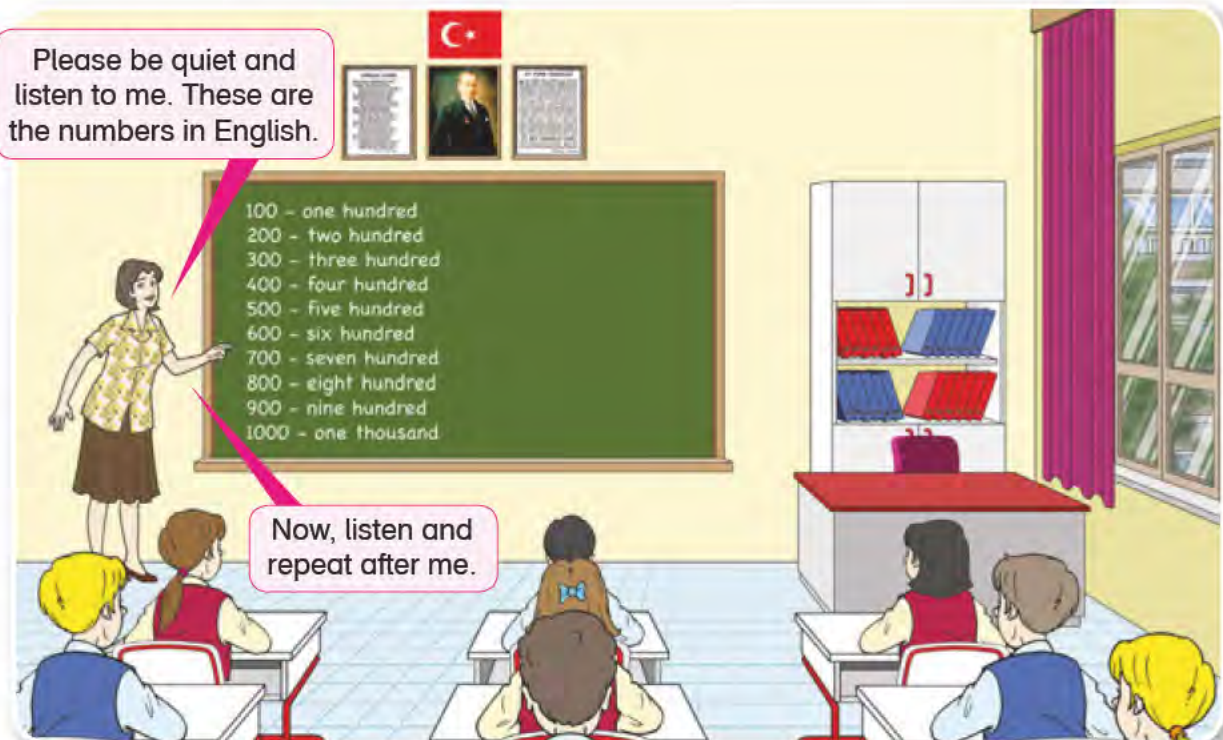


6d Read the texts below and correct the information mistakes.**Children's Day**

People in Turkey celebrate National Sovereignty and Children's Day every ~~month~~ **year**. Many children from different cities in Turkey celebrate Children's Day. They watch the parade, dance, sing songs and read poems. They also wear modern clothes. They also have ceremonies at homes, too.

Independence Day

People celebrate Independence Day on 4th June every year in the United Kingdom. They visit mosques. Independence Day is their religious festival. In the day time, people watch the fireworks and they also go to the movie theatres.


7a Listen and guess the course subject.  **10.7**

7b Find and match.

$92+8$	$450+50$	six hundred and ninety-five	seven hundred and sixty
		one hundred	
$900+80$		three hundred and forty-one	one thousand
$740+20$		nine hundred and eighty	
$402+18$		five hundred	four hundred and twenty
$690+5$		two hundred and fifty-seven	
$330+11$	$650+350$	seven hundred and seventy-four	eight hundred and eighty-six
$840+46$			
$760+14$	$230+27$		

7c Write and say the numbers.

Example:



PROJECT

In groups, prepare a poster on one of these festivals. Then, present it to your friends.

Republic Day

Victory Day

Ramadan/Eid

Chinese New Year

Sacrifice Feast

Independence Day

Children's Day

Youth and Sports Day

Example:

Ramadan Feast



We go to mosque to pray.



We visit our relatives and kiss their hand.



Our relatives give us pocket money.



We make traditional desserts and serve them to our guests.

1

Label the pictures. Then, listen and check.



10.8

flag

firecrackers

~~bonfire~~

dessert

concert

mosque

dancers

parade

balloons

dragon dancers

lanterns

fireworks



1 bonfire



2



3



4



5



6



7



8



9



10



11



12

4

Talk about your favourite festivals. Give reasons.

5

Read and number the pictures.




LA TOMATINA FESTIVAL

Hello! My name is Andres Santos. I'm from Spain and we celebrate "La Tomatina". It is a fighting festival, but not with guns. We fight with food! (1) It is in August. The festival is in

Buñol, Valencia. (2) Thousands of people come to Buñol from different countries.

The festival starts at 11 in the morning. (3) A person climbs up a pole; takes the ham and the festival starts. (4) There are many trucks full of tomatoes and people throw tomatoes each other. We dance, watch the parade, listen to music. It's so enjoyable and people have fun. (5) But we wear safety goggles and gloves.

After the festival, (6) we clean the streets because tomatoes are everywhere. In the evening we watch firework shows. We love La Tomatina!



6

Read again to mark the sentences as True (T) or False (F).

1. People in Spain celebrate "La Tomatina" in April.
2. The festival is in Turís.
3. They fight using guns.
4. A person climbs up a tree.
5. People throw tomatoes each other.
6. They wear goggles.
7. They clean the streets before the festival.
8. There is a bonfire in the evening.

F



7

Read again and answer the questions.

- | | |
|--|---|
| 1. Where is Andres From?
..... | 7. Where do people come from?
..... |
| 2. Where is the festival?
..... | 8. Do people have fun?
..... |
| 3. What is the name of the festival?
..... | 9. What do people wear?
..... |
| 4. What time does the festival start?
..... | 10. Do people clean the streets?
..... |
| 5. Where does a person climb?
..... | |
| 6. What do people throw each other?
..... | |





Kes-yapıştır gerektiren etkinlik sayfalarının arkaları boş bırakılmıştır.



Unit 1: Pages: 12, 14

ID CARD		
	Name	Max Kaiser
	Age	9
	Country	Germany
	Nationality	German
	Language	German, English
School		Munich Primary School
Favourite Classes		Art, Geography, Maths

ID CARD		
	Name	Gina Pico
	Age	14
	Country	Italy
	Nationality	Italian
	Language	Italian, English
School		Rome High School
Favourite Classes		Art, Science

ID CARD		
	Name	Chen Yee
	Age	13
	Country	China
	Nationality	Chinese
	Language	Chinese, English
School		Luhe High School
Favourite Classes		Maths, Art, Science

ID CARD		
	Name	Helena Petro
	Age	8
	Country	Greece
	Nationality	Greek
	Language	Greek, English
School		Athens Primary School
Favourite Classes		History, Geography, Science




Unit 1: Page: 16

ID CARD		
[Photo]	Name
	Age
	Country
	Nationality
	Language
School	
Favourite Classes ✓	
Less Favourite Classes ✗	

ID CARD		
[Photo]	Name
	Age
	Country
	Nationality
	Language
School	
Favourite Classes ✓	
Less Favourite Classes ✗	




Unit 3: Page: 43

ID CARD 	Name	Andy
	Age	12
	Abilities	go hiking, play, hopscotch
	Inabilities	do sculpting, go fishing

ID CARD 	Name	Ted
	Age	10
	Abilities	play hangman, go camping
	Inabilities	play Chinese whisper, play computer games

ID CARD 	Name	Adrian
	Age	9
	Abilities	play checkers, play origami
	Inabilities	play tennis, go fishing

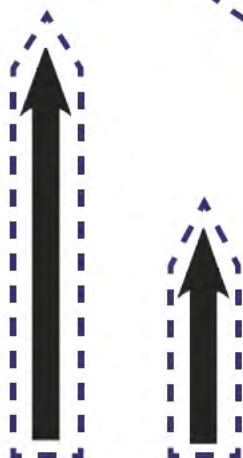

ID CARD 	Name	Lisa
	Age	11
	Abilities	play chess, play origami, do sculpting
	Inabilities	play football, go camping

ID CARD 	Name	Barry
	Age	13
	Abilities	play computer games, play blind man's buff, go fishing
	Inabilities	go hiking, play hopscotch

Unit 4: Page: 53



Unit 4: Page: 65



Unit 5: Page: 76

Unit 5: Page: 76



Duygu's Father



Satoshi's Sister



Giselle's Mother



Larry's Father

Unit 9: Page: 128**Student A**

Unit 9: Page: 128

Student B



Bibliography

- Doff, Adrian, *Teach English*, Cambridge Uni. Press, Cambridge, 1994.
- İngilizce Dersi Öğretim Programı (İlkokul ve Ortaokul 2, 3, 4, 5, 6, 7 ve 8. Sınıflar). Ankara: Millî Eğitim Bakanlığı, 2018.
- Lawday, Cathy, *You and Me*, Oxford University Press, Oxford, 1994.
- Lewis, G.& Bedson, G., *Games For Children*, Oxford University Press, Oxford, 1999.
- Moon, J., *Children Learning English*, McMillan Heinemann, Oxford, 2000.
- Nunan, David, *Syllabus Design*, Oxford University Press, Oxford, 2001.
- Phillips, Sarah., *Young Learners*, Oxford University Press, Oxford, 1994.
- Reilly, V. & Ward, S. M., *Very Young Learners*, Oxford University Press, Oxford, 1997.
- Wright, A., *Creating Stories with Children*, Oxford University Press, Oxford, 1997.

Dictionaries

- Alderson, A.D.; Fahir, İz, *The Oxford English Turkish Dictionary*, Oxford University Press ABC Kitabevi A.Ş., İstanbul, 1978.
- Crawlet, Angela (Ed), *Oxford Elementary Learner's Dictionary*, Oxford Uni. Press, Oxford, 2006.
- Deuter, M., Greenan, J., Npble, J. (Eds), *Oxford Collocations Dictionary*, Oxford Uni. Press, Oxford, 2005.
- Longman, *Dictionary of Contemporary English*, Pearson Longman, Italy, 2006.

Internet Sources

Internet Sources	Date Accessed
http://tureng.com	08.10.2018
http://www.merriam-webster.com	11.11.2018
http://dictionary.reference.com	14.12.2018
http://thesaurus.com	02.11.2018
http://www.zargan.com	17.09.2018
https://www.islamicfinder.org/islamic-calendar/	01.05.2019
https://www.imdb.com/title/tt0892769/plotsummary	04.05.2019

Visual Bibliography

Internet Sources

Date Accessed

http://www.freepik.com	25.08.2018
http://www.vector-finder.com	02.09.2018
http://www.clipart.com	14.09.2018
https://tr.pinterest.com/pin/306385580873846950/?lp=true	25.09.2018
http://www.clker.com	20.08.2018
http://vector.me	19.08.2018
https://pngtree.com/element/down?id=MjAzMzc2Mw==&type=1	02.05.2019
https://mypostercollection.com/harry-potter-poster/	02.05.2019
https://mypostercollection.com/zootopia-poster/	05.05.2019
https://caragalebog.wordpress.com/2016/01/20/resolutions-2016-how-to-train-your-dragon/	04.05.2019
https://www.imdb.com/title/tt1323594/mediaviewer/rm818119168	04.05.2019
https://sites.utexas.edu/ransomcentermagazine/2015/06/02/young-adventurers-film-series/coraline-movie-poster/	04.05.2019
http://www.impawards.com/1993/mrs_doubtfire_ver2.html	06.05.2019
https://www.common sense media.org/movie-reviews/nims-island	11.05.2019
https://www.common sense media.org/movie-reviews/beauty-and-the-beast-2017	11.05.2019
http://www.shutterstock.com	08.05.2019

1231345651 - 135	1076119751 - 149	1122124694 - 79	149101853 - 10
1200242641 - 135	364635344 - 152	177175676 - 9	652097830 - 165
1153667941 - 135	274127549 - 152	713709958 - 40	458213164 - 45
424432315 - 144	208484839 - 152	309009305 - 33	1255336864 - 45
1219189783 - 144	297336950 - 152	281135864 - 10	
159877949 - 144	83852476 - 152	680561530 - 10	
644001274 - 144	1149151784 - 152	50305219 - 40	
296301233 - 149	1225954666 - 79	498178636 - 45	
1223247901 - 149	1035719533 - 79	1326142016 - 47	
199456535 - 149	1034085823 - 79	779391697 - 45	

The illustrations and photographs taken from the websites above were all purchased.
Many of the illustrations used in our books were drawn by the publishing house artist.