

**ORTAOKUL VE İMAM HATİP
ORTAOKULU**

İNGİLİZCE

5. SINIF

DERS KİTABI

GÜLER ŞİLİT

Millî Eğitim Bakanlığı Talim ve Terbiye Kurulu Başkanlığının 28.05.2018 tarihli ve 78 sayılı kararıyla 2018 - 2019 öğretim yılından itibaren 5 (beş) yıl süreyle ders kitabı olarak kabul edilmiştir.

ÖZGÜN

ÖZGÜN MATBAACILIK SANAYİ VE TİCARET ANONİM ŞİRKETİ

Ankara - Polatlı Kara Yolu 52. km Gazi Mah. Özgün Cad. No.: 4

Temelli-Sincan / ANKARA

tel.: (312) 645 19 10 (pbx) • belgeç: (312) 645 19 19

Her hakkı saklıdır ve **Özgün Matbaacılık Sanayi ve Ticaret Anonim Şirketi**ne aittir. İçindeki şekil, yazı, resim ve grafikler yayınevinin izni olmadan alınamaz; fotokopi, teksir, film şeklinde ve başka hiçbir şekilde çoğaltılamaz, basılamaz ve yayımlanamaz.

Görsel Tasarım
Gizem KOÇ

ISBN
978-605-9303-03-3
Sertifika No: 44327

Baskı, Cilt
ÖZGÜN MATBAACILIK SAN. VE TİC. AŞ
tel.: (0312) 645 19 10 (pbx)

Ankara, 2019



İSTİKLÂL MARŞI

Korkma, sönmez bu şafaklarda yüzen al sancak;
Sönmeden yurdumun üstünde tüten en son ocak.
O benim milletimin yıldızıdır, parlayacak;
O benimdir, o benim milletiminindir ancak.

Çatma, kurban olayım, çehreni ey nazlı hilâl!
Kahraman ırkıma bir gül! Ne bu şiddet, bu celâl?
Sana olmaz dökülen kanlarımız sonra helâl.
Hakkıdır Hakk'a tapan milletimin istiklâl.

Ben ezelden beridir hür yaşadım, hür yaşarım.
Hangi çılgın bana zincir vuracakmış? Şaşarım!
Kükremiş sel gibiyim, bendimi çiğner, aşarım.
Yırtarım dağları, enginlere sığmam, taşarım.

Garbın âfâkını sarmışsa çelik zırhlı duvar,
Benim iman dolu göğsüm gibi serhaddim var.
Ulusum, korkma! Nasıl böyle bir imanı boğar.
Medeniyet dediğin tek dişi kalmış canavar?

Arkadaş, yurduma alçakları uğratma sakın;
Siper et gövdeni, dursun bu hayâsızca akın.
Doğacaktır sana va'dettiği günler Hakk'ın;
Kim bilir, belki yarın, belki yarından da yakın.

Bastığın yerleri toprak diyerek geçme, tanı:
Düşün altındaki binlerce kefensiz yatanı.
Sen şehit oğlusun, incitme, yazıktır, atanı:
Verme, dünyaları alsan da bu cennet vatanı.

Kim bu cennet vatanın uğruna olmaz ki feda?
Şüheda fışkıracak toprağı sıksan, şüheda!
Cânı, cânânı, bütün varımı alsın da Huda,
Etmesin tek vatanından beni dünyada cüda.

Ruhumun senden İlahî, şudur ancak emeli:
Değmesin mabedimin göğsüne nâmahrem eli.
Bu ezanlar -ki şehadetleri dinin temeli-
Ebedî yurdumun üstünde benim inlemeli.

O zaman vecd ile bin secde eder -varsa- taşım,
Her cerihamdan İlahî, boşanıp kanlı yaşım,
Fışkırır ruh-ı mücerret gibi yerden na'sım;
O zaman yükselerek arşa değer belki başım.

Dalgalar sen de şafaklar gibi ey şanlı hilâl!
Olsun artık dökülen kanlarımın hepsi helâl.
Ebediyyen sana yok, ırkıma yok izmihlâl;
Hakkıdır hür yaşamış bayrağımın hürriyyet;
Hakkıdır Hakk'a tapan milletimin istiklâl!

Mehmet Âkif Ersoy


GENÇLİĞE HİTABE

Ey Türk gençliği! Birinci vazifen, Türk istiklâlini, Türk Cumhuriyetini, ilelebet muhafaza ve müdafaa etmektir.

Mevcudiyetinin ve istikbalinin yegâne temeli budur. Bu temel, senin en kıymetli hazinendir. İstikbalde dahi, seni bu hazineden mahrum etmek isteyecek dâhilî ve hâricî bedhahların olacaktır. Bir gün, istiklâl ve cumhuriyeti müdafaa mecburiyetine düşersen, vazifeye atılmak için, içinde bulunacağın vaziyetin imkân ve şeraitini düşünmeyeceksin! Bu imkân ve şerait, çok namüsaît bir mahiyette tezahür edebilir. İstiklâl ve cumhuriyetine kastedecek düşmanlar, bütün dünyada emsali görülmemiş bir galibiyetin mümessili olabilirler. Cebren ve hile ile aziz vatanın bütün kaleleri zapt edilmiş, bütün tersanelerine girilmiş, bütün orduları dağıtılmış ve memleketin her köşesi bilfiil işgal edilmiş olabilir. Bütün bu şeraitten daha elîm ve daha vahim olmak üzere, memleketin dâhilinde iktidara sahip olanlar gaflet ve dalâlet ve hattâ hıyanet içinde bulunabilirler. Hattâ bu iktidar sahipleri şahsî menfaatlerini, müstevlîlerin siyasî emelleriyle tevhit edebilirler. Millet, fakr u zaruret içinde harap ve bîtap düşmüş olabilir.

Ey Türk istikbalinin evlâdı! İşte, bu ahval ve şerait içinde dahi vazifen, Türk istiklâl ve cumhuriyetini kurtarmaktır. Muhtaç olduğun kudret, damarlarındaki asil kanda mevcuttur.

Mustafa Kemal Atatürk



MUSTAFA KEMAL ATATÜRK

CONTENTS

Unit 1 Hello!	7
Unit 2 My Town	21
Unit 3 Games and Hobbies	35
Unit 4 My Daily Routine	49
Unit 5 Health	63
Unit 6 Movies	77
Unit 7 Party Time	91
Unit 8 Fitness.....	105
Unit 9 The Animal Shelter	119
Unit 10 Festivals	133
Activity Cards	146
Audioscripts.....	159
Answer Key	167
Vocabulary.....	159
References.....	162

UNIT 1

Hello!



WARM UP

Follow the steps and play the game with your friends.

- Get a soft ball and make a big circle.
- Greet your friends and say your name.
- Throw the ball to a friend and ask his/her name.

Example

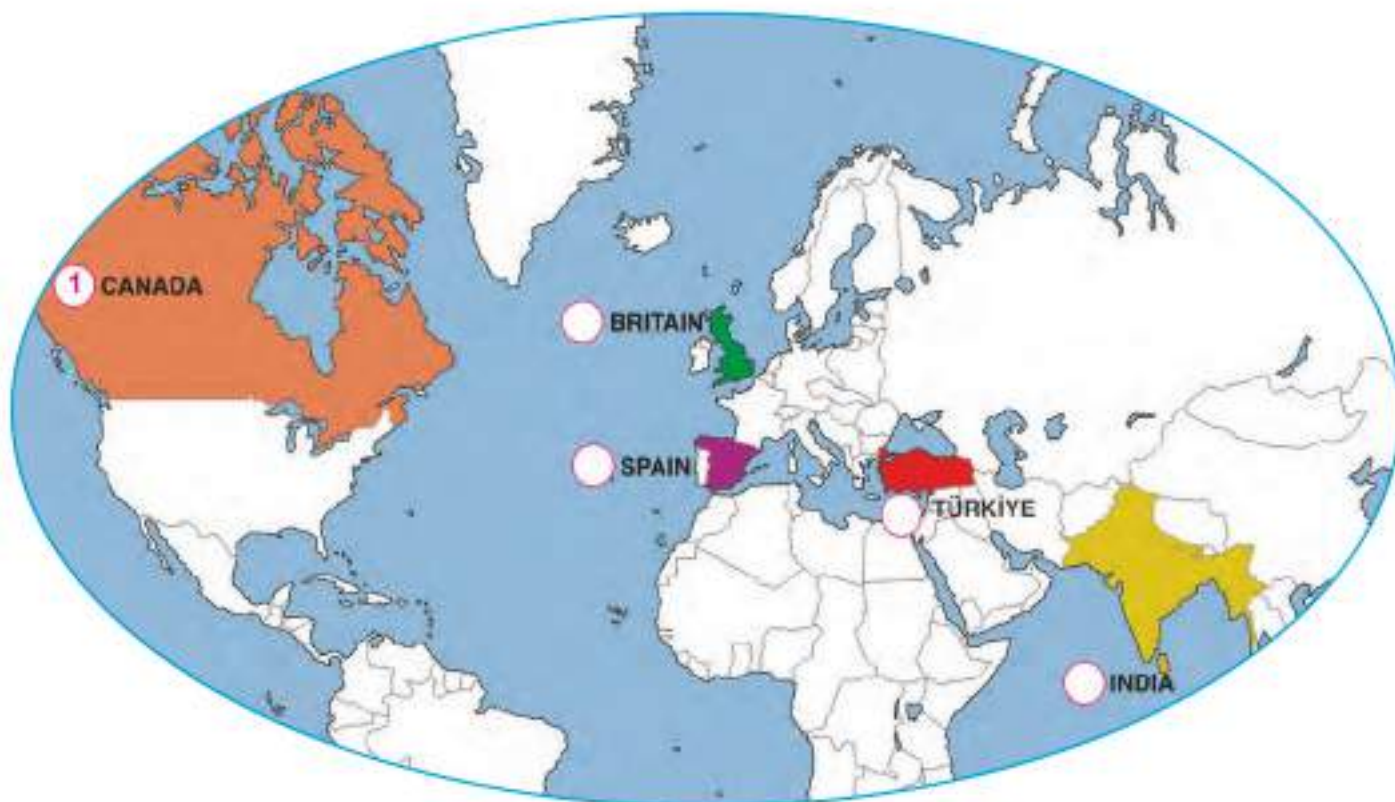
Student A: Hello! My name's Ahmet.
(Throw the ball to Student B.)
What's your name?

Student B: Hi! I'm Elif. Nice to meet you.

Student A: Nice meeting you, too.

1. LISTENING

1A. Match the flags with the countries.



1B. Listen and complete the speech bubbles. Use the countries and nationalities below.



Hi! I'm Chloe.
I'm from
I'm



1

Hi! I'm Mert.
I'm from
I'm



2

Hello! I'm Zahid.
I'm from
I'm



3

Hello! I'm Jake.
I'm from
I'm



4

Hi! I'm Alma and this
is my friend Estela.
We are from
We are



5

2. READING

2A. Read the picture story and fill in the table.



	Carol	Chao	YOU
Age			
Country			
Nationality			
Language(s)			

2B. Fill in the 'YOU' part in the table above with your personal information. Then, introduce yourself.

Example



Hi! My name's Hans. I'm eleven years old. I'm from Berlin, Germany. I'm German. I speak German and a little English.

3. SONG TIME

3A. Listen and complete the song with the words below.



languages

live

countries

like (x2)

world (x2)

speak

Hello! Bonjour! Buenos Dias! Merhaba! Guten Tag! Konichiwa!

We are the children of the

We in different

We different

We all to sing, dance and play.

Hello! Bonjour! Buenos Dias! Merhaba! Guten Tag! Konichiwa!

Hello! Bonjour! Buenos Dias! Merhaba! Guten Tag! Konichiwa!

We are the children of the

We all to sing, dance and play.

3B. Listen again and sing along.

4. SPEAKING

4A. Go to page 147. Choose a role card and cut it out.

4B. Work in pairs. Read the information on your role cards and make a short dialogue.

You can use the questions below.

What's your name?

Are you from?

Where are you from?

Do you speak?

How old are you?

How many languages
do you speak?

Example

Name	Reina
Age	13
Country	Spain
Nationality	Spanish
Language(s)	Spanish, English

Name	Pablo
Age	13
Country	Italy
Nationality	Italian
Language(s)	Italian, English

Student A: Hello! I'm Reina. What's your name?

Student B: Hi! My name's Pablo.

Student A: Pablo? Are you from Britain?

Student B: No, I'm from Italy. Where are you from?

Student A: I'm from Spain. How old are you?

Student B: I'm thirteen. And you?

Student A: I'm thirteen, too. Do you speak Spanish?

Student B: No. I speak Italian and English. How many languages do you speak?

Student A: Two. I speak Spanish and English. Oh, it's time for class. Nice to meet you, Pablo.

Student B: Glad to meet you.

4C. Now, introduce yourself and your new friend.

Example

Hello! My name's Reina and this is my new friend Pablo. We are thirteen years old. I'm from Spain and I speak Spanish and English. Pablo is Italian. He speaks Italian and English.

5. SPEAKING AND READING

5A. Which classes do you like? Draw 😊 .



maths



music



science



physical education (P.E.)



social studies



art



language class



information technology (I.T.)



drama

5B. Work in small groups. Look at your symbols above. Ask and answer about the classes you like/dislike.

Example

Student A: I like maths. Do you like maths?

Student B: Yes, I do. It's my favourite class.

Student C: Not really. I like science.

5C. Read the timetable and complete the dialogue.

Monday	music	maths	maths	drama	P.E.	P.E.
Tuesday	English	English	social studies	social studies	art	art
Wednesday	science	science	English	English	maths	art
Thursday	social studies	social studies	science	science	I.T.	I.T.
Friday	French	French	science	music	P.E.	P.E.

Carol: Which classes do we have today?

Chao: Hmmm ... today is Tuesday.

We have (1)

Carol: When's music?

Chao: (2) Do you like music?

Carol: Yes. It's my favourite class.

Chao: Can you play a musical instrument?

Carol: Yes. I can play the piano.

What's your favourite class?

Chao: I like P.E. I can play soccer.

Carol: When's P.E.?

Chao: (3)



5D. Complete the text with your personal information.

Hello! I'm I'm from I'm
 years old. I study at Secondary School. I speak
 and My favourite classes are
 and but I don't like

6. LISTENING

6A. Listen and circle the correct choice.



1. How old is Jenny Wool?
 a) 10 **b) 11** c) 12
2. Where is she from?
 a) From Canada. b) From Britain. c) From Australia.
3. Where does she study?
 a) At an elementary school. b) At a secondary school. c) At a high school.
4. How many languages does she speak?
 a) 2 b) 1 c) 3
5. What are her favourite classes?
 a) I.T. and languages. b) Social studies and music. c) P.E. and science.
6. What can she do? She can
 a) draw pictures. b) play volleyball. c) play the piano.

ASSIGNMENT

- Prepare your timetable showing your class schedule.



CAN-DO-STATEMENTS LIST

Colour the correct boxes for you.

	Always	Sometimes	Need help!
I can understand personal information.			
I can introduce myself and meet other people.			
I can read picture stories, conversations and cartoons about personal information.			
I can ask personal questions to people.			
I can read timetables.			
I can tell the names of countries, nationalities and languages.			
I can give personal information about myself and my friends.			

ACTIVITIES

Activity 1

Look at the pictures and write the countries.



1. Türkiye



2.



3.



4.



5.



6.

Activity 2

Write the missing letters and find the classes.



1. m a t h s



2. _ _ i e _ _ e



3. E _ _ i _ _



4. a _ _



5. _ o _ i a _
_ _ u _ i e _



6. _ _ _ i _ a _
e _ u _ a _ i o _

Activity 3

Complete the texts with the information in the table.

	Rose	Levent	Achim and Raven
Country	Australia	Türkiye	Egypt
Nationality	Australian	Turkish	Egyptian
Age	13	11	10
Language(s)	English	Turkish, English	Arabic, English
Favourite class(es)	art	Turkish, maths	English, I.T.



This is Rose. She's from Sydney, Australia. She's
 She's years old. She speaks only
 Her favourite class is



This is Levent. He's from Bursa, Türkiye. He's He's
 years old. He speaks and
 His favourite classes are and



These are Achim and Raven. They are from Cairo, Egypt.
 They're They're years old. They
 speak and Their favourite classes are
 and

Activity 4

Write about your best friend. Look at the examples in Activity 3.

This is my best friend

.....

.....

.....

.....

Activity 5

Read the telephone conversation and complete Peter's timetable.



Kate: Hello!

Peter: Hi, Kate! How are you doing?

Kate: Fine, thanks. And you?

Peter: Oh, I feel terrible. I can't find my timetable.

Kate: Oh, dear!

Peter: Which classes do we have tomorrow?

Kate: Hmmm ... it's Monday tomorrow. We have maths, science and double P.E.

Peter: On Tuesday?

Kate: Social studies, art and double English. And on Wednesday, we have drama, double maths and music.

Peter: On Thursday?

Kate: English, art and double science. And on Friday, we have ...

Peter: I know ... I know ... We have double French and double I.T. They are my favourite classes.

Kate: Hmmm...

Peter: Thanks, Kate. Bye.

Kate: You're welcome. Goodbye.



TIMETABLE				
MONDAY	TUESDAY	WEDNESDAY	THURSDAY	FRIDAY

Activity 6

Look at Peter's timetable in activity 5 and answer the questions.

1. Which classes does Peter have on Monday?

.....

2. When does he have maths?

.....

3. Does he have P.E. on Friday?

.....

4. What is his favourite class?

.....

5. How many classes a week does he have?

.....

Activity 7

Look at the pictures. Colour the boxes and make sentences.

Example



Maths	are	Melinda and	country.	They	can't	solve problems
Music	is	Brad's favourite	class.	He	can	sing songs.



1

Pelin	likes	music.	She	can	draw pictures.
	dislikes	art.	He	can't	play the piano.



2

Mark	enjoys	science.	She	can	do experiments.
	doesn't like	drama.	He	can't	do puzzles.



3

Steve, Jack and Mert	love	I.T.	He	can	play basketball.
	hate	P.E.	They	can't	play soccer.

UNIT 2

My Town



WARM UP

Follow the steps and play the game with your friends.

- Get a soft ball.
- Ask a student to go out.
- Hide the ball and call your friend in.
- Ask your friend "Where is the ball?"
- When your friend is away from the ball, shout "Cold! Cold!".
- When your friend is close to the ball, shout "Hot! Hot!".

Example

Students: Where's the ball?

Student X: Hmmm

Student X: Hmmm Let me see.

(Student X is close to the ball.)

(Student X is away from the ball.)

Students: Hot! Hot!

Students: Cold! Cold!

Student X: Oh! The ball is under Meg's desk.

1. LISTENING

1A. Write the names of the places. Choose from the list below.

police station – bakery – bus stop – bookshop – toy shop – barber's – café – playground



1.



2.



3.



4.



5.



6.



7.



8.

1B. Look, listen and complete the sentences with the words below.



1. The school is Palm Street.
2. The playground is the school.
3. The bookshop is the toy shop and the barber's.
4. The bus stop is the toy shop.
5. The bakery is the café.
6. The police station is the bakery and the café.

1C. Look at the map above again and answer the questions.

1. Where's the café?
.....
2. Where's the barber's?
.....
3. Where's the toy shop?
.....

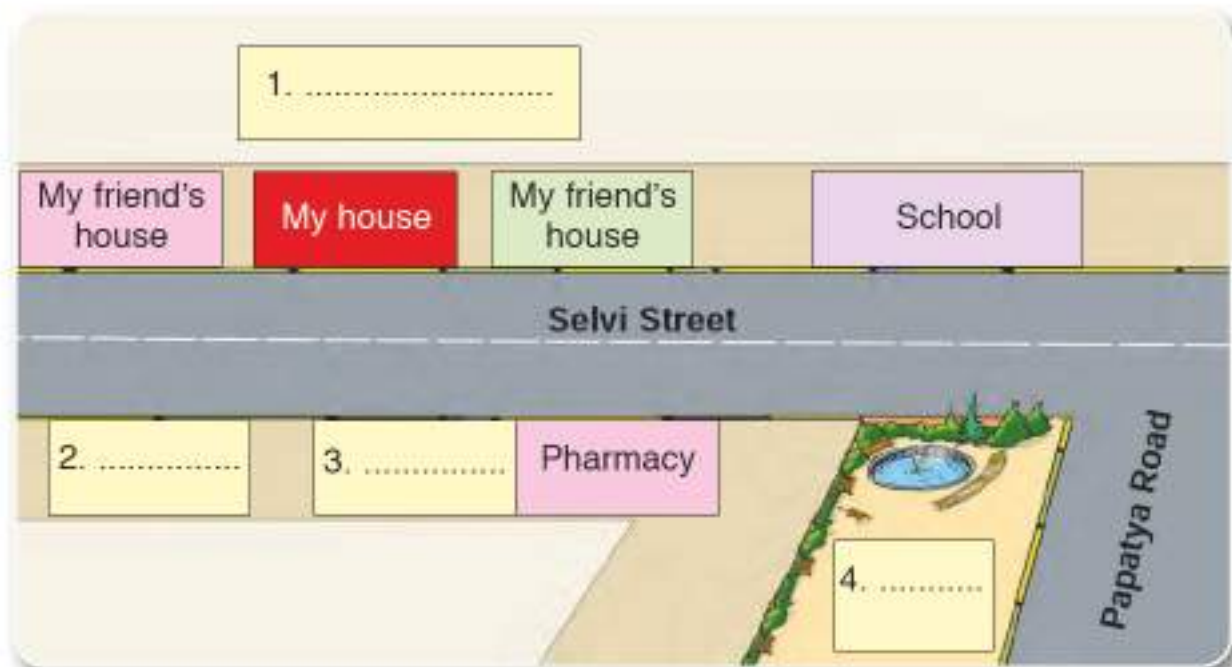
2. READING

2A. Read the speech bubble and complete the map.



Cenk Turan

Here's a map of my neighbourhood. I live in the red house.
There is a swimming pool behind my house. There is a mosque, a grocery and a pharmacy opposite my house. The grocery is between the mosque and the pharmacy. There is a café in the park.



2B. Look at the map above and circle the correct choice.

1. Where is Cenk's house?

- a) It's opposite the school.
- b) It's in front of the swimming pool.

3. Where is the café?

- a) It's behind the school.
- b) It's in the park.

2. Where is the pharmacy?

- a) It's next to the grocery.
- b) It's near the swimming pool.

4. Where is the grocery?

- a) It's between the pharmacy and the mosque.
- b) It's opposite the café.

3. SPEAKING

3A. Look at the picture and help Jack, the dog trainer find the dogs.

Example

The black dog is in front of the restaurant.



3B. Work in pairs and play the memory game.

Student A: Close your book.

Student B: Ask questions about the dogs in the picture.

Student A: Answer your friend's questions.

Example

Student B: Where's the black dog?

Student A: The black dog?

Student B: Yes. The black dog.

Student A: Hmmmm ... errr ... the black dog is in front of the restaurant.

Student B: Right.

4. READING

4A. Listen and follow the dialogues from your book. Then, choose one and act it out with a friend.

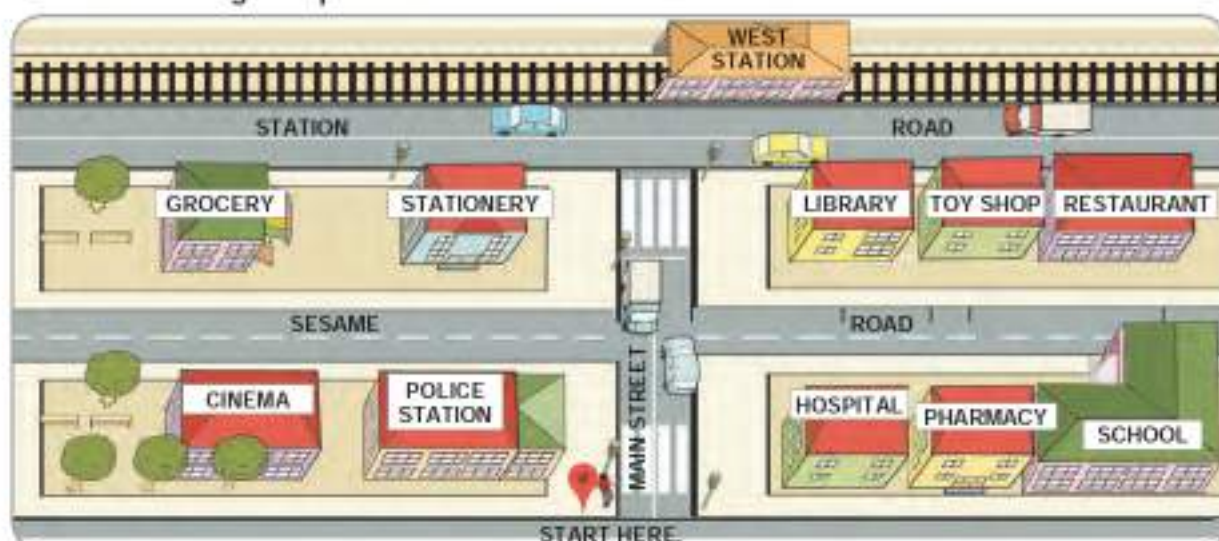


Sue: Excuse me, where's the grocery?
Man: The grocery?
Sue: Yes, the grocery.
Man: Go straight ahead and then turn left into Station Road. The grocery is on your left.
Sue: Thank you very much.
Man: You're welcome.

Jason: Excuse me, how can I get to the toy shop?
Woman: The toy shop?
Jason: Yes.
Woman: Go straight ahead and then turn right into Sesame Road. The toy shop is on your left. It's between the library and the restaurant.
Jason: Thank you so much.
Woman: Not at all.



4B. Read the dialogues and draw the children's routes on the map. Use a red pencil for Sue and a green pencil for Jason.



4C. Look at the map on page 26 and circle the correct words.




- Helen:** Excuse me, is there a restaurant near here?
Officer: Yes. Go straight ahead and turn right / left into Sesame Road.
 It's in front of / next to the toy shop.
Helen: Thank you.
Officer: Not at all.

- Louis:** Excuse me, where's the cinema?
Officer: Go straight ahead and turn left into Station Road / Sesame Road.
 The cinema is opposite the police station / grocery.
Louis: Thanks.
Officer: You're welcome.



5. SONG TIME

5A. Look at the symbols and complete the song.




Where's the bank?
 Where's the bank?




 and then


It's opposite the park



 Now, turn all around

Where's the mall?
 Where's the mall?


 and then

 It's near the city hall



 Now, turn all around

5B. Listen to the song and check your answers. Then, sing along.



6. LISTENING AND SPEAKING

6A. Listen and answer the questions.



1. Where is Sally?
2. Where is Tim?
3. Where does Sally want to go?



6B. Listen again and follow the directions. Draw arrows.



6C. Work in pairs. Look at the map above. Ask for and give directions in turns.

Example

Nancy : Excuse me. How can I get to the post office?

Tim : The post office?

Nancy : Yes.

Tim : Go straight ahead and turn right into Whale Street. It's on the right. It's between the bakery and the grocery.

Nancy : Thanks a lot.

Tim : You're welcome.

7. READING

7A. Look at the places on the postcard. Where are these places? Write the name of the city in the space.



7B. Read Sezen's message on the postcard and write the names of the places.

Sultan Ahmet Cami

Kapalı Çarşı

15 Temmuz Şehitler Köprüsü

Topkapı Sarayı

Dean Grace,

Here is a postcard from my hometown.

(1) is a large museum.

(2) is an old mosque.

(3) is a beautiful market.

(4) is the first bridge in Istanbul.

Love,
Sezen



To: Grace Swan
28 Southwark St.
London, SE1 NR, UK

ASSIGNMENT

- Work in groups. Draw a map of your neighbourhood.

- Choose a starting point.
- Cut out 5 pieces of paper and write directions to different places.
- Read the directions to your friends and ask: "Where are you?"

CAN-DO-STATEMENTS LIST

Colour the correct boxes for you.

	Always	Sometimes	Need help!
I can understand simple directions.			
I can recognize the use of rising intonation.			
I can talk about the locations of things and people.			
I can give directions.			
I can understand information about important places.			

ACTIVITIES

Activity 1

Look at the pictures and complete the dialogues.



Helen



Jim and his mum



Sally and her dad

1

Mr. Lee: Hello!

Kevin: Hi! This is Kevin. Is Jim at home?

Mr. Lee: No, he isn't.

Kevin: Where is he?

Mr. Lee: He is at the with his mum.

2

Mr. Lee: Hello!

Betty: Hello! This is Betty. Is Sally at home?

Mr. Lee: No, she

Betty: Where is she?

Mr. Lee: She is at the with her dad.



3

Mr. Lee: Hello!

Petra: Hello! This is Petra. Is Helen at home?

Mr. Lee: No,

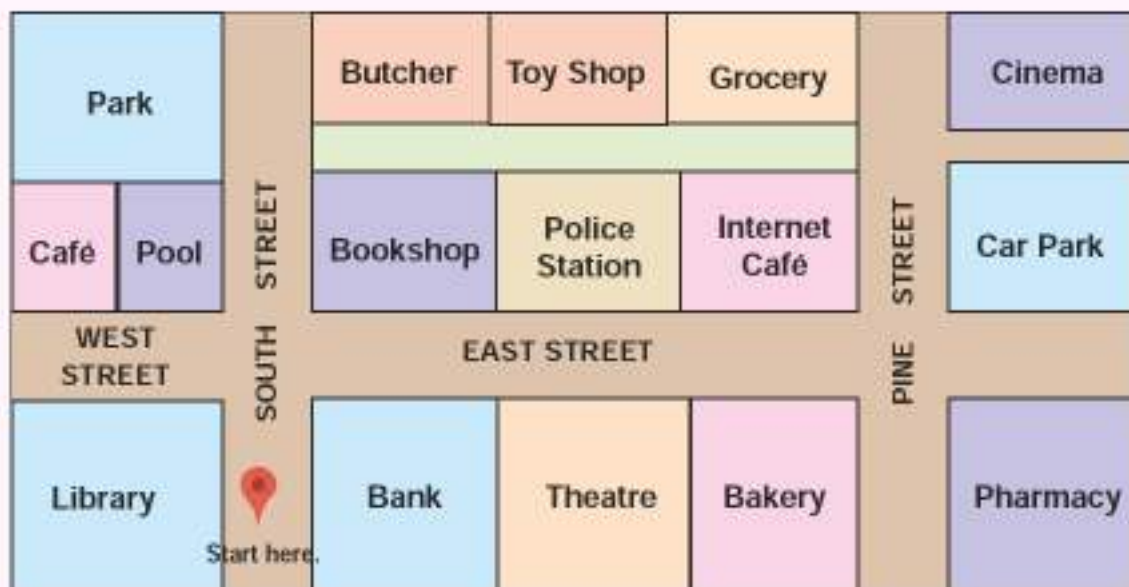
Petra: Where is she?

Mr. Lee: She is at the

Activity 2

Look at the map and complete the sentences.

1. The café is in front of the
2. The toy shop is behind the
3. The pool is next to the
4. The theatre is between the and the
5. The cinema is opposite the



Activity 3

Look at the map above again. Follow the directions and write. Where are you?

Go straight ahead. Turn left into West Street. It's on your left.

1.

Go straight ahead and turn right into East Street. Then, turn left into Pine Street. It's on your left opposite the cinema.

2.

Go straight ahead and then turn right. That's East Street. It's on the left next to the Internet café.

3.

Go straight ahead and turn right into East Street. It's on the right opposite the bakery.

4.

Activity 4

Complete the dialogue with the phrases below.



The cinema

straight ahead

welcome

Thanks

Excuse me

turn right

Peggy : (1) , where's the cinema?

Officer : (2) ?

Peggy : Yes.

Officer : Go (3) and (4)
into East Steet. Then, turn left into
Pine Street. It's on your right.

Peggy : (5)

Officer : You're (6)

Activity 5

A. Draw these places in your map. Don't show your map to your friend.

a stationery – a toy shop – a bakery – a restaurant



B. Work in pairs. Ask for, follow your friend's directions and write.

On my friend's map,

the stationery is

the toy shop is

the bakery is

the restaurant is

Activity 6

Mark the correct choice.

1. Where's Jeremy?



- a) He's at home.
- b) He's at school.
- c) He's at the hospital.

2. The library is the café and the grocery.



- a) behind
- b) between
- c) opposite

3. Emily: ?

Man: Go straight ahead and turn right into Palm Street.

- a) Where are you from?
- b) Where is the bookshop?
- c) Is there a cinema near here?



4. You can watch movies

- a) at the cinema
- b) at a fire station
- c) in a pharmacy

5. Jack: Is there a bakery near here?

Bob:

- a) Yes. There is one on Market Street.
- b) No. There isn't a café near here.
- c) There are some cookies in the kitchen.

6.  and then .

- a) Go straight ahead / turn right
- b) Go straight ahead / turn left
- c) Turn right / turn left

7. Ted:, where's the museum?

Officer: It's over there near the hotel.


- a) I'm sorry
- b) I'm afraid
- c) Excuse me

8. The bookshop is opposite the school.



UNIT 3

Games and Hobbies



WARM UP

Follow the steps and play the miming game with your friends.

Student A: Choose an activity from the poster and mime it to your friends.

Other students: Ask questions and guess your friend's activity.

Example

Student B: Can you sing songs?

Student A: No, I can't.

Student C: Can you play a musical instrument?

Student A: Yes, I can.

CAN YOU?

sing songs



play a musical instrument



dance



play yoyo



play keepy uppy



rollerblade



do origami



do magic



skip rope



1. LISTENING AND SPEAKING

1A. Listen and match the activities with the children. Draw lines.



do magic

sing songs

do origami

dance

rollerblade

play keepy uppy

play the guitar



Nancy



Jim



Jane

1B. Work in groups of three. Choose a character (Nancy, Jim or Jane). Listen again and practise your roles. Then, act it out in front of the class.

1C. Look at the poster on page 36. What can/can't you do? Tell it to your friends.

I can sing songs, but I can't play a musical instrument.

2. LISTENING

2A. Listen to Kate and Sam. Write these words under the correct pictures.

*playing hide and seek**doing puzzles**playing checkers**playing video games**playing blind man's buff**playing hopscotch*1. *playing hopscotch*

2.



3.



4.



5.



6.

2B. Listen again and answer the questions



1. Does Kate like playing hopscotch?
2. Can Sam play hopscotch?
3. Does Kate like playing hide and seek?
4. What is Sam's favourite activity?
5. What is Kate's favourite activity?

3. SPEAKING

3A. Complete the boxes for you.

blind man's buff

Chinese whispers

hopscotch

chess

tag

video games

dodgeball

keepy uppy

yoyo

dart

checkers

hide and seek

I can play

I can't play

I like

I don't like

3B. Work in small groups. You want to play a game together. Make a short dialogue and act it out.

Example

Student A: Let's play a game.

Student B: Yeah!

Student C: Great! What can we play?

Student A: I can play hopscotch. Can you play hopscotch?

Student C: Yes,

Student B: Yes, I can. But I don't like playing hopscotch. Do you like dodgeball?

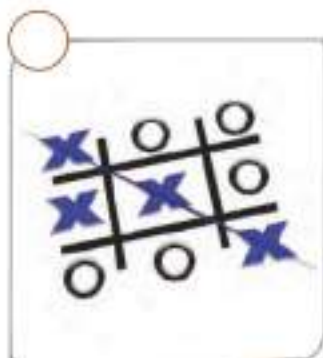
Student A: Yes,

Student C: Yes. It's my favourite game. Let's play dodgeball then.

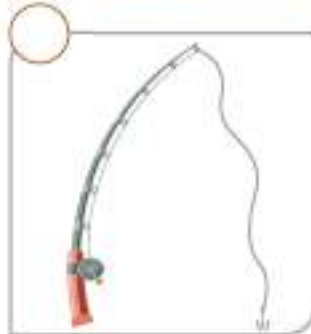
4. READING AND SPEAKING

4A. Read the texts below. Which activities do the children like? Draw 😊 .

Mike lives in New York and his hobby is collecting stamps. He also likes playing basketball with his friends, but he doesn't like playing soccer. At home, he plays computer games.



Lucia lives in Madrid and she likes playing hopscotch. She also enjoys playing tic-tac-toe and chess, but she doesn't enjoy playing tennis.



Mary is from Canada. She has a brother, Peter. Peter and Mary like playing soccer and going fishing, but they don't like playing checkers. In winter, they go ice skating.

4B. Go to page 149. Cut out two activities you like and two activities you dislike. Then, stick them in the boxes below.

4C. Work in pairs. Look at your pictures above and make a short dialogue. Then, act it out.

Example

Student A: Do you play computer games?

Student B: No, I don't. I go fishing. Do you like fishing?

Student A: No. I hate fishing. I like playing basketball. What are your hobbies?

Student B: Playing chess and tennis.

4D. Now, tell your and your friend's likes and dislikes to your classmates.

Example

Student A: I like playing computer games and basketball, but I hate fishing. My friend likes fishing, playing chess and tennis. He/She doesn't like playing computer games.

5. LISTENING

5A. Match the words and phrases with the pictures.

- ☒ 6 a) playing Chinese whispers
- ☐ b) riding bikes
- ☐ c) collecting stamps
- ☐ d) playing dodgeball
- ☐ e) camping
- ☐ f) playing blind man's buff
- ☐ g) playing chess
- ☐ h) fishing
- ☐ i) sculpting



5B. Listen and circle the correct choice.



1. Pablo is
a) Brazilian b) Swedish
2. He has
a) two brothers and a sister b) two sisters and a brother
3. Lucas and Nina's favourite activity is
a) camping b) dancing
4. likes fishing.
a) Lucas b) Nina
5. Nina's hobby is
a) collecting coins b) collecting stamps
6. Laura's hobby is
a) sculpting b) fishing
7. In the evenings, they play
a) blind man's buff b) Chinese whispers

5C. Fill in the table for your family. Tell your family members' hobbies and games to your classmates.

	My mum	My dad	My brother(s)	My sister(s)
can				
Favourite games				
Hobbies				

ASSIGNMENT

- Prepare a poster showing your hobbies/games.

- Show your poster to your friends and talk about your hobbies/games.

CAN-DO-STATEMENTS LIST

Colour the correct boxes for you.

	Always	Sometimes	Need help
I can understand simple texts about hobbies, likes/dislikes and abilities.			
I can talk about my hobbies, likes/dislikes and abilities.			
I can talk about others' hobbies, likes/dislikes and abilities.			
I can understand a text/story with pictures.			

ACTIVITIES

Activity 1

Look at the pictures and write the games and hobbies.



1. camping



2.



3.



4.



5.



6.



7.



8.



9.

Activity 2

Put the words in the correct order and make sentences.

- you – play – computer – games – Do
Do you play computer games ?
- My – are – hobbies – tennis – playing – chess – and
..... ?
- is – What – game – your – favourite
..... ?
- collecting – enjoy – We – stamps – don't
..... ?
- My – sister – playing – hide and seek – hates
..... ?
- your – dad – Can – chess – play – mum – and
..... ?

Activity 3

Read the speech bubbles and write the children's games/hobbies.

It's an outdoor game. There are many children in the game. One child is the "it". He/she turns his/her back and counts, "one, two,, twenty". The other children hide.



Abhay



Martha

I have friends from different countries. We write letters to each other. I remove the stamps from the envelopes and add them to my collection. I have 85 stamps.

Activity 4

Read the speech bubbles above again and answer the questions.

1. Where does Abhay play his favourite game?
.....
2. What does the "it" do?
.....
3. What do the other children do?
.....
4. Where are Martha's friends from?
.....
5. What does she remove from the envelopes?
.....
6. How many stamps does she have?
.....

Activity 5

Now, write about your favourite game or hobby.

.....

.....

.....

.....

.....

.....

.....

Activity 6

Read the paragraph and tick (✓) the children's likes.



Hi! I'm Ted and these are Ahmet and Paul. We are good friends, but we like doing different things. Ahmet and I like hiking and taking photos, but Paul doesn't. He enjoys swimming. I can't swim, but I can play tennis. Paul and Ahmet love playing dodgeball, but my favourite game is basketball. I also like playing chess.

	Ted	Ahmet	Paul
hiking			
taking photos			
swimming			
dodgeball			
basketball			
chess			

Activity 7

Look at the information in the table and write about Mary Jane.




Name	Mary Jane
Country	Canada
Likes	ice skating, riding a horse, tennis
Dislikes	video games, puzzles, soccer

Her name is Mary Jane. _____

Activity 8

You have some messages. Read and answer them.

Happy Messenger




My dad and my brother love playing chess. They play it every evening. But I hate it. What about you?

.....

.....

YOU




My hobby is taking photos. I love taking photos of animals and flowers. What is your hobby?

.....

.....

YOU




I can rollerblade, play tennis and basketball. My favourite one is basketball. Which sports can you do?

.....

.....

YOU



Can you draw pictures or do origami? I can and I love them.

.....

.....

YOU

See you!

UNIT 4

My Daily Routine



WARM UP

Follow the steps and play 'What time is it, Mr. Fox?' with your friends.

- Choose a fox.
- The fox goes to the front of the class and turns his back.
- The other children go to the back of the class.
- The children ask, "What time is it, Mr. Fox?"
- The fox answers, "One (two, ..., twelve) o'clock."
- The children move one (two, ..., twelve) step(s) forward.
- The children ask, "What time is it, Mr. Fox?"
- The fox answers, "It's lunchtime!"
- The children run away from the fox.
- The fox tags a child.

1. READING AND SPEAKING

1A. Match the time with the clocks.

- | | | | | | |
|------------------------------------|-----------------------------|-----------------------|--------------------------|-----------------------|------------------------------|
| <input checked="" type="radio"/> 3 | a. It's quarter past eight. | <input type="radio"/> | b. It's nine o'clock. | <input type="radio"/> | c. It's twenty-five to nine. |
| <input type="radio"/> | d. It's ten past eight. | <input type="radio"/> | e. It's eight o'clock. | <input type="radio"/> | f. It's quarter to nine. |
| <input type="radio"/> | g. It's five to nine. | <input type="radio"/> | h. It's half past eight. | | |



1B. Work in pairs. Point at a clock, ask and answer about the time in turns.

Example



Student A: What time is it?

Student B: It's ten past one.



1C. Match the sentences with the pictures.

8



1

2



7



- ☐ a) I wash my hands and face.
- ☐ b) I get on the bus.
- ☐ c) I have breakfast.
- ☐ d) I brush my teeth.
- ☐ e) I comb my hair.
- ☒ f) I get up early.
- ☐ g) I get dressed.
- ☐ h) I arrive at school.



3

6



5



4

2. LISTENING AND READING

2A. Listen to Sandra and write the time of her daily activities.



Every day, I get up at . I wash my hands and face. I get dressed and have breakfast at . I arrive at school at . My classes start at . I have lunch in the school cafeteria at . I come back home at .

2B. Read Sandra's daily activities above and number the pictures in the correct order.







3. SPEAKING

3A. Tick (✓) your daily activities.

In the morning

					
brush teeth	have breakfast	make the bed	get up	get on the school bus	comb hair

In the afternoon

					
do homework	play games	have lunch	go online	feed the pet	listen to music

In the evening

					
have dinner	read books	watch TV	go to bed	drink milk	brush teeth

3B. Work in groups. Talk about your daily activities and their time.

Example

In the morning, I get up at seven o'clock.

4. FUN TIME

Follow the steps and play 'BOOM!' with your friends.

- Stand in a circle and start to count in turns.

Student A: One

Student C: Three

Student B: Two

Student D: Four

- Say "BOOM!" when you reach the number five or any multiple of five.

Student E: BOOM

Student H: Eight

Student F: Six

Student I: Nine

Student G: Seven

Student J: BOOM


5 five	55 fifty-five
10 ten	60 sixty
15 fifteen	65 sixty-five
20 twenty	70 seventy
25 twenty-five	75 seventy-five
30 thirty	80 eighty
35 thirty-five	85 eighty-five
40 forty	90 ninety
45 forty-five	95 ninety-five
50 fifty	100 a hundred

5. LISTENING

5A. Look at the picture of Sandra's brother Alain. Guess and answer the questions.

1. Where does he study?
2. How does he go to school?

5B. Listen to Sandra talking about her brother Alain and write his daily activities.

6:30	gets up
7:10	
8:30	
4:30	
7:15	
12:00	

5C. Listen to the recording again and answer the questions.



1. What time does Alain get up?

.....

2. Does he have breakfast at home?

.....

3. What time do his classes start?

.....

4. Where does he go after school?

.....

5. What does he do after dinner?

.....

6. SPEAKING

6A. Choose a character.


- Go to pages 151, 153 and 155.
- Choose a character and cut it out.
- Stick it on a straw.



6B. Read the questions and write your answers in the 'YOU' part.

	YOU	YOUR FRIEND
What time do you get up?		
What do you do in the morning?		
What time do you go to school?		
Do you walk to school?		
What do you do after school?		
What time do you have dinner?		
What do you have for dinner?		
What time do you go to bed?		

6C. Work in pairs. Ask your friend questions and write his/her answers in the 'YOUR FRIEND' part in activity 6B.

Example

6D. Look at the table above. Talk about your and your friend's daily activities.

Example

Hello! I'm Mickey Mouse and this is my friend Minnie Mouse.
I get up at eight, but Minnie Mouse gets up at seven o'clock.

7. READING AND SPEAKING

7A. Read the text and write Berke's family members' names.

1.



2.

3.

In the evenings, my mum, Semra and my dad, Hasan come back home at six o'clock. We have dinner at half past six. After dinner, we talk about our day. Then, I do my homework and my dad helps me. My grandma, Meryem tells me great bedtime stories and then I go to bed.

7B. Read the text above again and complete the sentences with the people's evening activities.

Berke and

His father and

His mother and

His grandmother and

7C. Answer the questions about your family.

1. Do your parents work?

.....

2. What time does your mother/father come back home in the evenings?

.....

3. Do you have any brothers or sisters?

.....

4. Do your grandparents live with you?

.....

5. What do you and your family members do in the evenings?

.....

ASSIGNMENT

- Ask your father/mother questions about his/her typical day and take notes. Then, report it to the class.

.....
.....
.....
.....
.....
.....
.....



CAN-DO-STATEMENTS LIST

Colour the correct boxes for you.

	Always	Sometimes	Need help!
I can understand texts about daily routines.			
I can understand the time.			
I can talk about my daily routine.			
I can talk about daily routines of my friends and family members.			
I can tell the time and numbers up to 100.			

ACTIVITIES

Activity 1

Match the clocks with the time.

07:00

1

e

09:45

2

10:10

3

12:15

4

01:30

5

03:55

6

06:05

7

08:20

8

a. It's ten past ten.

b. It's five past six.

c. It's twenty past eight.

d. It's quarter past twelve.

e. It's seven o'clock.

f. It's half past one.

g. It's quarter to ten.

h. It's five to four.

Activity 2

Look at the clocks and write the time.



1. It's quarter past twelve.



2.



3.



4.



5.



6.



7.

Activity 3

Read the text and write the number of the clocks in activity 2 in the correct places.

On Sundays, Jake doesn't get up early in the morning. He gets out of the bed around ten o'clock (.6.). He has a big breakfast with his family at half past ten (....). Then, he does his homework and goes online.

In the afternoon, he goes to the sports club with his dad. His tennis training starts at quarter past twelve (....) and finishes at half past one (....). He has lunch with his father at a restaurant in the town.

In the evening, they have dinner at half past six (....). After dinner, he plays chess with his mother. Then, he watches TV. His favourite sports programme starts at twenty past eight (....). He has a shower, reads a book and goes to bed at quarter to ten (....).

Activity 4

Match the questions with the answers. Colour the answers.

1. What time does Jake get up on Sundays?

2. What does he do after breakfast?

3. What time does his tennis training start?

4. Does he have lunch at home?

5. Does he watch TV on Sundays?

6. What time does the sports programme start?

At 12.15.

Yes, he does.

No, he doesn't.

He does his homework and goes online.

At 8.20.

~~Around 10 o'clock.~~

Activity 5

Complete the phrases with the correct pictures.

1. get out of^d
2. have
3. brush
4. get on
5. arrive at
6. come back
7. do
8. play
9. go
10. watch
11. listen to
12. read



a



b



c



d



e



f



g



h



i



j



k



l

Activity 6

Write about your daily routine. You can use the phrases above.

.....

.....

.....

.....

.....

.....

.....

.....

.....

.....

.....

Activity 7

Complete the dialogue with the questions below.

a

What do you do after school?

b

What time do you get back home?

c

What time do your lessons start?



d

When do you do your homework?

e

What time do you get up?

f

Do you have breakfast in the morning?

Jenny: Ted! Can you help me with my homework, please?

Ted: Of course. What is it about?

Jenny: I want to ask you some questions about your daily activities.

Ted: Alright.

Jenny: (1)

Ted: I get up at 7.30 every morning.

Jenny: (2)

Ted: Yes. I have a big breakfast every morning.

Jenny: (3)

Ted: My lessons start at 8.50.

Jenny: (4)

Ted: I get back home around 3 o'clock.

Jenny: (5)

Ted: I have a snack, get online and then I play with my friends.

Jenny: (6)

Ted: I do my homework after dinner.

UNIT 5

Health



WARM UP

Follow the steps and play 'Simon Says' with your friends.

- Choose a leader Simon for your group.
- Simon goes in front of the group and gives commands.
- Simon starts his command with "Simon says ...".
- The other children do the action.

Example

Simon: Simon says, touch your knees.

(The children touch their knees.)

- Simon doesn't say "Simon says", but simply says "Hold up your arms!"
- The other children don't do the action.

Example

Simon: Hold up your arms.

(The children don't hold up their arms.)

Use these commands:

Touch your knees!

Point to your eyes!

Hold up your arms!

Touch your toes!

Touch your head!

Touch your stomach!

Point to your nose!

Point to your mouth!

Point to your ears!

Shrug your shoulders!

Clap your hands!

Bend your neck!

1. LISTENING

1A. Listen and match the children with their health problems.



- | | |
|--|---|
| <input type="radio"/> a. I have a stomachache. | <input type="radio"/> d. I have the flu. I feel terrible. |
| <input type="radio"/> b. Oh, I have a broken arm. | <input type="radio"/> e. I have a sore throat. My throat hurts. |
| <input type="radio"/> c. I have a terrible headache. | <input type="radio"/> f. I have a fever. |



1B. Work in groups and play the miming game with your friends.

Student A: Mime an illness.

Other students: Look at your friend and guess his/her illness.

2. READING

2A. Look at the pictures and answer the questions.

1. Where is Judy?
2. What's the matter with her?

2B. Read the dialogue and check your answers.



2C. Read the picture story again and write 'True' or 'False'.

(.....) 1. Judy feels cold. She needs an extra blanket.

(.....) 2. Judy feels hot. She needs an ice bag.

(.....) 3. Judy feels terrible. She needs the doctor.

3. SPEAKING

3A. Match the pictures with the words.

4

a. lemon and mint tea

c.

a glass of water

b.

a hot water bottle

d.

a plaster



1



2



3



4

3B. Work in pairs. Look at the pictures and make short dialogues. Use the keywords.

Example

fever – hot – a glass of water



Student A: What's the matter with you?

Student B: I have a fever. I feel hot.
I need a glass of water.

Student A: Here you are.

Student B: Thanks.



1

*the flu – cold
hot water bottle*



2

*stomachache – terrible
lemon and mint tea*



3

*cut on my finger – bad
a plaster*

4. LISTENING

4A. Listen and complete the speech bubbles. Choose from the list below.



a) go out

c) terrible

e) the flu

b) take this medicine

d) drink lots of water

f) stay in bed



4B. Work in pairs and act out the story.

4C. Read the story and write "True" or "False".

- (.....) 1. Judy is at school.
 (.....) 2. She has the flu.
 (.....) 3. She can go to her friend's party.
 (.....) 4. She should stay in bed.
 (.....) 5. She should take medicine.
 (.....) 6. She shouldn't drink any water.

5. SONG TIME

5A. Listen and sing the song.



Cold, fever, cough and sneeze
Cough and sneeze,
Germs, germs everywhere.
Here's a germ there's a germ
There's a germ on your hand
Wash wash wash it off your hand.
Cold, fever, cough and sneeze
Cough and sneeze,
Germs, germs everywhere.
Here's a germ there's a germ
There's a germ on your fruit
Wash wash wash it off your fruit.
Cold, fever, cough and sneeze
Cough and sneeze,
Germs, germs everywhere.
Here's a germ there's a germ
Germs, germs everywhere.

5B. Work in groups. What should/shouldn't we do to stay healthy? You can use the ideas below.

wash our hands

drink cola

eat fruit and vegetables

eat lots of sweets

brush our teeth

drink water and fruit juice

have breakfast every morning

go to bed late

play outside on cold days

Example

We should wash our hands.

We shouldn't drink cola.

6. SPEAKING

Work in pairs. Make a dialogue and act it out.

Student A: You have a health problem. Mime and tell it to your friend. Ask for advice.

Student B: Your friend has a health problem. Ask questions and try to help him/her.

Example



Carey : Oh, dear! What's the matter with you?

Bill : I have the flu.

I feel cold and tired. What should I do?

Carey : Well, you shouldn't go to school.

You should stay in bed and have a rest today.

Do you need anything?

Bill : Yes. A hot water bottle, please.

Carey : OK. I'll get it for you.

Bill : Thanks.

Carey : Not at all. Get well soon, Bill.

7. QUIZ

Circle the correct choice.

1. You have a terrible toothache. You should go to the
a) dentist b) pharmacy c) barber's
2. You have You shouldn't carry heavy things.
a) a headache b) a backache c) the flu
3. Your sister has a stomachache. She can
a) go to school b) eat soup c) play outside
4. Your friend has a cut on his finger. He needs
a) a hot water bottle b) an ice bag c) a plaster
5. Your friend is ill. What do you say?
a) Get well soon. b) See you later. c) You're welcome.
6. We can get from the pharmacy.
a) food and drinks b) medicine c) sports equipment
7. Your mum has a terrible headache. You should
a) be quiet b) listen to loud music c) invite friends to your home
8. My teeth are healthy because I after meals.
a) eat lots of sweets b) brush my teeth c) drink cola

ASSIGNMENT

- Prepare a picture story about your feelings and needs when you are ill.

- Show your picture story to your friends and talk about your illness, feelings and needs and ask them for suggestions.

CAN-DO-STATEMENTS LIST

Colour the correct boxes for you.

	Always	Sometimes	Need help!
I can name illnesses.			
I can understand suggestions on illnesses.			
I can tell my needs and feelings.			
I can understand texts about illnesses, needs and feelings.			

ACTIVITIES

Activity 1

Look at the pictures and complete the puzzle.

1.



2.



3.



4.



5.



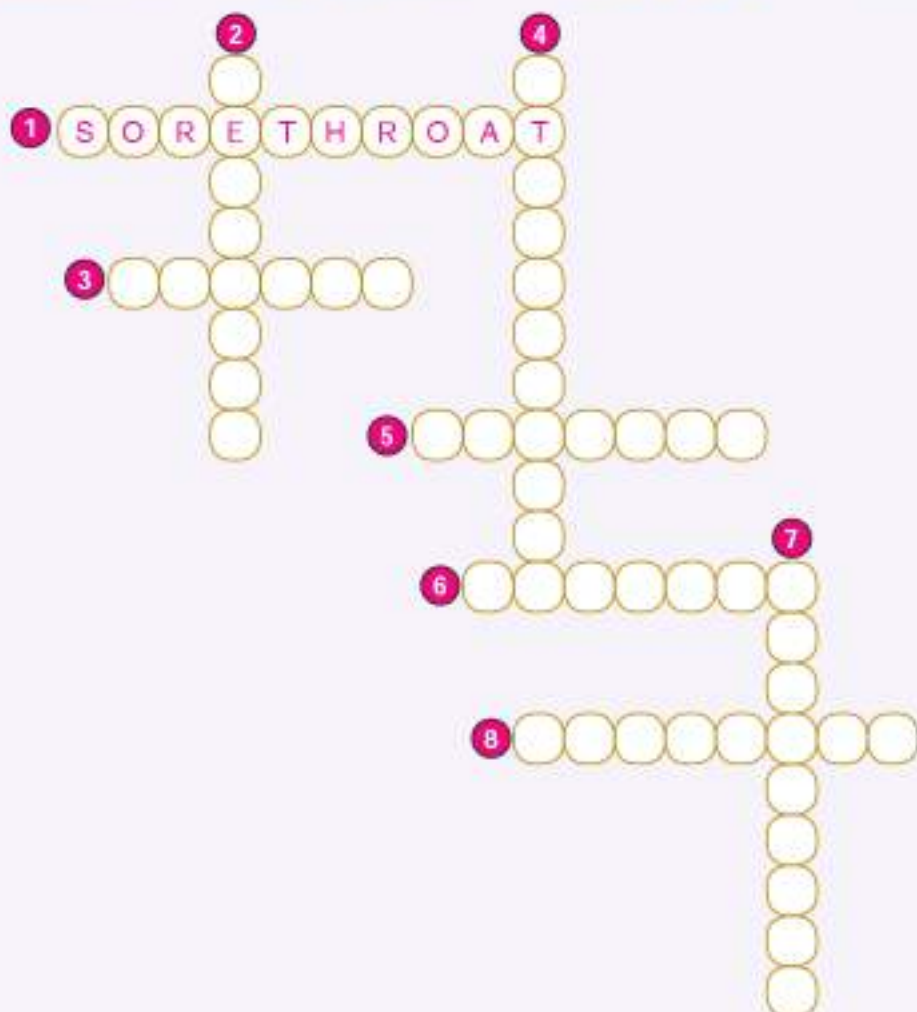
6.



7.



8.



Activity 2

Match the health problems with the suggestions. Draw lines.

1



Alice – toothache

2



Mert – sore throat

Don't listen to loud music.

See the dentist.

Drink lots of luke-warm water.

Don't carry heavy things.

3



Ashley – headache

4



Hai – backache

Activity 3

Work in pairs. Ask and answer about the children in Activity 2.

Example

Student A: What's the matter with Alice?

Student B: She has a toothache.

Student A: What should she do?

Student B: She should see the dentist.

Activity 4

Look at the pictures and complete the text.

Walter has a



..... He can't go to



He should stay in



..... and rest. He should eat vegetable



..... and drink lots of



.....

He shouldn't go to the



.....

He feels



.....

Activity 5

Read the text above and complete the table.

Illness:

DOS	DON'TS
<ul style="list-style-type: none"> - stay in bed and rest - - 	<ul style="list-style-type: none"> - go to school -

Activity 6

Complete the dialogue. Use the sentences below.

a

You should see the dentist.

c

Get well soon.

b

What's the matter with you, Jacob?

d

You can use my mobile phone.



Teacher : (1)

Jacob : I have a terrible toothache.

Teacher : Oh, dear! (2)

Jacob : I want to call mum. I need a mobile phone.

Teacher : (3)

Jacob : Thank you very much.

Teacher : (4)

UNIT 6

Movies



WARM UP

A. Which movies do you like? Draw 😊 .



B. Look at your symbols above and talk about the movies you like / don't like.

Example

I like Lion King, but I don't like Cinderella.

1A. Listen and circle the correct choice. What types of movies are they?



1

- a) Science fiction and adventure
- b) Horror



4

- a) Horror
- b) Comedy



2

- a) Adventure and fantasy
- b) Animation and comedy



5

- a) Drama
- b) Animation and comedy



3

- a) Science fiction
- b) Comedy



6

- a) Action
- b) Fairy tale

2. SPEAKING AND READING

2A. Work in pairs. Ask and answer questions about the movies.

Example



What type of movie is 'The Smurfs'?

It's an animation and comedy.

What is it about?

It's about the little blue Smurfs and the evil Gargamel.



2B. Read and write Meg's favourite movie in the blank. Choose from the list in activity 2A.



Adam : What's your favourite movie, Carol?

Meg : Guess it...

Adam : OK. What type of movie is it?

Meg : It's a comedy and adventure movie.

Adam : Hmmm ... what is it about?

Meg : It's about the adventures of two children. Their mum and dad are spies.

Adam : Is it ?

Meg : Yes, that's right.

2C. Read the dialogue again and answer the questions.

1. What type of movie is 'Spy Kids'?
2. How many children are there in the movie?
3. Who is the spy?

2D. Work in groups and play the guessing game.

Student A : Choose a movie from activity 2A. Describe it to your friends, but do not say its name.

Other students : Guess your friend's movie.

3. LISTENING

3A. Look at the pictures and tick (✓) the correct choice.



☒ brave ☐ coward



☐ beautiful ☐ ugly



☐ rude ☐ kind



☐ lazy ☐ hardworking



☐ strong ☐ weak



☐ scary ☐ funny

3B. Listen and complete the sentences.



Jenny likes
 She thinks
 She doesn't like
 She thinks



Akio's favourite character is

 He thinks
 He doesn't like
 He thinks

4. SPEAKING

4A. Draw or stick the pictures of two movie characters. Don't show your pictures to your friends.

1. Which movie character do you like?



2. Which movie character do you dislike?



4B. Work in pairs. Ask your friend questions about movie characters. Then, take turns.

Example

Student A: Who is your favourite movie character?

Student B: Keloğlan. I think he is smart and funny.

Student A: What do you think about Joker?

Student B: I don't like Joker. I think he is ugly and scary.

4C. Now, tell your friend's movie characters to your classmates.

Example

My friend likes Keloğlan. He/She thinks he is smart and funny.
He/She doesn't like the Joker. He/She thinks he is ugly and scary.

5. LISTENING

5A. Listen and say the poem.



Spiderman and Superman
You're so smart, super smart
You're so brave, super brave
You're so strong, super strong
You can climb up walls
You can fly in the sky
What can I do? I'm just a kid
I can watch'n dream about you
Yeah! Dream about you every night

5B. Write your favourite characters in the poem. Then, read it to your friends.

6. READING AND LISTENING

6A. Read the information on the movie posters and answer the questions.

1. Do you know these movies?
2. Which movie would you like to watch?
3. When is it on?

SATURDAY



Japanese, animation, fantasy
10:00



American, comedy
14:30

SUNDAY



French, action, comedy
11:00



British, horror
15:30

6B. Listen and answer the question. Which movie does Pam want to watch?





6C. Listen again and circle the correct choice.

1. When can Aunt Kate and Pam go to the cinema?
a) On Saturday.
b) On Sunday.
2. What types of movies does Pam like?
a) Action and comedy movies.
b) Adventure and horror movies.
3. What time is 'Spy Kids' on?
a) At 11 o'clock in the morning.
b) At 2 o'clock in the afternoon.
4. What does Pam think about Carmen and Juni?
a) They are lazy and naughty.
b) They are clever and funny.

7. SPEAKING

7A. Fill in the table about a movie you like.

NAME	
TYPE	
DAY	
TIME	

7B. Work in pairs. Make a dialogue and act it out.

Student A: You want to go to the cinema with your friend. Give him/her information about the movie in the table above.

Student B: Your friend wants to go to the cinema with you. Ask him/her questions about the movie.

Example



Dan: Let's go to the cinema on Sunday.

Sandy: OK.

Dan: What types of movies do you like?

Sandy: Horror movies.

Dan: Shall we watch 'The Ghost House' at the Blue Cinema on Sunday?

Sandy: Great! What time is it?

Dan: At 3.30 in the afternoon.

ASSIGNMENT

- **Work in groups. Make a list of movie types.**

MOVIE TYPES



NAMES OF CHILDREN






















[illegible][illegible]

- Ask questions to your friends. Write his/her name next to his/her favourite movie type.
- Look at your notes in the table above and answer the question.

What is the most popular movie type in your class?

CAN-DO-STATEMENTS LIST

Colour the correct boxes for you.

Colour the correct boxes for you.	Always	Sometimes	Need help!
I can talk about movies and movie characters.			
I can talk about my likes and dislikes.			
I can say my opinions.			
I can ask people questions about their likes.			
I can ask questions about movies and movie characters.			
I can understand the information on movie posters.			
I can ask questions about time, days and dates.			

ACTIVITIES

Activity 1

Look at the pictures, read the texts and answer the questions.



It is about a little girl, Heidi. She lives in the Alps with her grandfather. Her friends are Peter, Clara and the sheep.



It is about a young boy called Harry Potter. He has special powers. He can do magic. He goes to a magical school.

1. Where does Heidi live?

.....

2. Who are Heidi's friends?

.....

3. What can Harry Potter do?

.....

4. Does he go to school?

.....

Activity 2

Now, write about your favourite movie. Look at the examples in Activity 1.

.....

.....

.....

.....

.....

Activity 3

Look at the picture below and answer the questions.

1. Where are the children?
2. What type of movie are they watching?



Activity 4

Complete the dialogue with the correct words. Choose from the list below.

a comedy

funny

a movie

watch

What type of

- Peter** : I don't have any homework today. Let's watch (1)
- Sally** : Alright. Let's watch Moana.
- Peter** : (2)..... movie is it?
- Sally** : It's an animation about a brave girl, Moana. She saves her island.
- Peter** : Well, I don't like animations. Is there (3)?
- Sally** : Yes. Dumb & Dumber.
- Peter** : What is it about?
- Sally** : It's about two (4)..... men.
- Peter** : OK. Let's (5) it.

Activity 5

Read the dialogue above again and write 'True' or 'False'.

- (.....) 1. Peter wants to do his homework.
- (.....) 2. Peter likes comedies, but he dislikes animations.
- (.....) 3. Moana is a funny girl.
- (.....) 4. Dumb & Dumber is a comedy.

Activity 6

Write the missing words. Choose from the list.

beautiful

kind

hardworking

good

1



.....

ugly

2



bad

.....

3



rude

.....

4



lazy

.....

Activity 7

Colour the answers.

1. What time does it start?

2. What type of movie is it?

3. What is the movie about?

4. Do you like Superman?

a. It's a horror movie.

b. It starts at six o'clock.

c. Yes. I think he's brave and strong.


d. It's about a beautiful girl and a brave boy.

Activity 8

You have a new e-friend. Answer his questions.

...

Happy Messenger




Martin Crew

Do you like watching movies?

.....

YOU




Martin Crew

What types of movies do you like?

.....

YOU




Martin Crew

What's your favourite movie?

.....

YOU




Martin Crew

What is it about?

.....

YOU




Martin Crew

Who is your favourite movie star?

.....

YOU



Martin Crew

Oh, I must go now. Bye.

.....

YOU

See you!

UNIT 7

Party Time



WARM UP

A. Write the missing months.

These are the months of the year.
 There are twelve months in a year.
 These are the months of the year.
 There are twelve months in a year.

January	—	January
.....	*
March	—	March
.....	*
May	—	May
.....	*
July	—	July
.....	*
September	—	September
.....	*
November	—	November
.....	*

These are the months of the year.
 There are twelve months in a year.
 These are the months of the year.

B. Listen and check your answers. Then, sing along.



1. LISTENING

1A. Work in groups. Ask your friends' birthdays and fill in the table below.

Example

Julia: When's your birthday?

Larry: It's in August.

NAMES	BIRTHDAYS
Larry	August

1B. Answer the questions.

- Do you have a party on your birthday?
- What do you need for a great birthday party? Choose from the list below.

- | | | |
|---------------------------------------|----------------------------------|------------------------------------|
| <input type="radio"/> beverages | <input type="radio"/> party hats | <input type="radio"/> friends |
| <input type="radio"/> a birthday cake | <input type="radio"/> confetti | <input type="radio"/> a clown |
| <input type="radio"/> cookies | <input type="radio"/> balloons | <input type="radio"/> a music band |

1C. Listen and complete the dialogue. Use the sentences below.




I'm afraid you can't.

Of course, you can.

I'm sorry, you can't.

Alright.



Larry : You know it's my birthday next weekend.

Mum : Oh, yes.

Larry : I want to have a great party. Can I invite all my friends?

Mum :

Larry : Can I have a funny clown, please?

Mum :

Larry : Can I have a music band?

Mum : A music band?

Larry : Can I have a big chocolate cake and lots of cookies?

Mum : I can make the cookies, but we must order the cake.

Larry : Great! I'm so excited, mum.

2. READING AND SPEAKING

2A. Read the dialogue and complete the invitation card.

Larry : Listen! I have a birthday party next weekend.

Sally : Great! When is the party?

Larry : On Saturday, 19th April.

Sally : What time is it?

Larry : At 12 o'clock.

Sally : And where?

Larry : At my home. Would you like to come?

Sally : Well ... I must ask my mum first.



2B. Look at the pictures and complete the dialogues.



1. Sally wants to ask a question.



2. Sally wants to go to Larry's birthday party.



3. Sally wants to go out.



4. Sally wants to telephone Ted.

2C. Work in pairs. Make short dialogues and act out.

Example

You want to open the window.

Student A: Can I open the window?

Student B: Sure. / I'm afraid not.

1. You want to use your friend's crayons.
2. You want to sit next to your best friend.
3. You are cold. You want to close the window.

3. LISTENING AND SPEAKING

3A. Match the words with the pictures.

- | | | | |
|---|-------------------------------------|------------------------------------|------------------------------------|
| <input checked="" type="radio"/> 5 a. new clothes | <input type="radio"/> c. confetti | <input type="radio"/> e. balloons | <input type="radio"/> g. cookies |
| <input type="radio"/> b. a birthday cake | <input type="radio"/> d. party hats | <input type="radio"/> f. music CDs | <input type="radio"/> h. beverages |



3B. Listen to the recording and complete the shopping list.



Shopping List

<input type="checkbox"/>	
<input type="checkbox"/>	
<input type="checkbox"/>	
<input type="checkbox"/>	
<input type="checkbox"/>	
<input type="checkbox"/>	
<input type="checkbox"/>	

UNIT 7

3C. Look at the pictures and say. What must Larry and his family do? Use the keywords below.

Example

- go shopping

Larry and his dad must go shopping.

- clean the party room

- make cookies

- take photos

- order the cake

- decorate the party room



3D. Work in groups. Read the situations and say. What must you do?

Example

It's your sister's birthday next week.

Hmmm ... I ... I must give her a gift.

- You get out of your bed.

- You have an important exam next week.

- It's Monday tomorrow.

- You get up late in the morning.

4. READING

4A. Read and act out.



Ted : Hello!

Sally : Hi, Ted.

Listen! I can go to Larry's birthday party.

Ted : Great! Me too.

Sally : We must give him a gift. What does he like?

Ted : Hmm ... he likes football. But he has a lot of balls.

Sally : Does he like puzzles?

Ted : No. He likes toy cars.

Sally : Let's get a toy car for him.

Ted : OK.

4B. Read again and write 'True' or 'False'.

(.....) 1. Ted and Sally can go to Larry's birthday party.

(.....) 2. They want to give Larry a gift.

(.....) 3. Larry doesn't like football.

(.....) 4. Larry likes puzzles.

(.....) 5. Ted and Sally want to get a toy car for Larry.

5. LISTENING AND SPEAKING

5A. Listen and complete the dialogue.



5B. Work in groups. Look at the pictures, make short dialogues and act out. Look at the examples on page 98.



6. SONG TIME

Listen and sing along.



We sing happy birthday to you
And may all your dreams come true
Happy happy happy birthday (x4)



Oh ho ho ho ho
This is your birthday song
Oh ho ho ho ho
Celebration all day long

We sing happy birthday to you
And may all your dreams come true
Happy happy happy birthday (x4)

ASSIGNMENT

- Prepare a birthday celebration card for a friend in your class and give it to him/her.

CAN-DO-STATEMENTS LIST

Colour the correct boxes for you.

	Always	Sometimes	Need help!
I can ask and tell the date of an event.			
I can understand requests for permission and the responses.			
I can ask for permission and respond to them.			
I can talk about obligation.			
I can understand short texts.			
I can greet people and say goodbye.			

ACTIVITIES

Activity 1

Look at the pictures, complete the puzzle and find the secret message.



BIRTHDAY



PARTY



INVITATION



The secret message: _____!

Activity 2

Order the letters and write the months.

S U T U G A

a) AUGUST

P L A I R

e)

U N J E

i)

C E D R E M E B

b)

L Y J U

f)

N A J U Y A R

j)

A M C R H

c)

O B E N R V M E

g)

O C R O T B E

k)

T E M P R E S B E

d)

A Y M

h)

B E F Y R A U R

l)

Activity 3

Write the missing months.

<div>JANUARY</div> <table> <tr><td>M</td><td>T</td><td>W</td><td>T</td><td>F</td><td>S</td><td>S</td></tr> <tr><td></td><td></td><td></td><td>1</td><td>2</td><td>3</td><td>4</td></tr> <tr><td>5</td><td>6</td><td>7</td><td>8</td><td>9</td><td>10</td><td>11</td></tr> <tr><td>12</td><td>13</td><td>14</td><td>15</td><td>16</td><td>17</td><td>18</td></tr> <tr><td>19</td><td>20</td><td>21</td><td>22</td><td>23</td><td>24</td><td>25</td></tr> <tr><td>26</td><td>27</td><td>28</td><td>29</td><td>30</td><td>31</td><td></td></tr> </table>	M	T	W	T	F	S	S				1	2	3	4	5	6	7	8	9	10	11	12	13	14	15	16	17	18	19	20	21	22	23	24	25	26	27	28	29	30	31		<div></div> <table> <tr><td>M</td><td>T</td><td>W</td><td>T</td><td>F</td><td>S</td><td>S</td></tr> <tr><td></td><td></td><td></td><td></td><td></td><td></td><td>1</td></tr> <tr><td>2</td><td>3</td><td>4</td><td>5</td><td>6</td><td>7</td><td>8</td></tr> <tr><td>9</td><td>10</td><td>11</td><td>12</td><td>13</td><td>14</td><td>15</td></tr> <tr><td>16</td><td>17</td><td>18</td><td>19</td><td>20</td><td>21</td><td>22</td></tr> <tr><td>23</td><td>24</td><td>25</td><td>26</td><td>27</td><td>28</td><td></td></tr> </table>	M	T	W	T	F	S	S							1	2	3	4	5	6	7	8	9	10	11	12	13	14	15	16	17	18	19	20	21	22	23	24	25	26	27	28		<div></div> <table> <tr><td>M</td><td>T</td><td>W</td><td>T</td><td>F</td><td>S</td><td>S</td></tr> <tr><td></td><td></td><td></td><td></td><td></td><td></td><td>1</td></tr> <tr><td>2</td><td>3</td><td>4</td><td>5</td><td>6</td><td>7</td><td>8</td></tr> <tr><td>9</td><td>10</td><td>11</td><td>12</td><td>13</td><td>14</td><td>15</td></tr> <tr><td>16</td><td>17</td><td>18</td><td>19</td><td>20</td><td>21</td><td>22</td></tr> <tr><td>23</td><td>24</td><td>25</td><td>26</td><td>27</td><td>28</td><td>29</td></tr> <tr><td>30</td><td>31</td><td></td><td></td><td></td><td></td><td></td></tr> </table>	M	T	W	T	F	S	S							1	2	3	4	5	6	7	8	9	10	11	12	13	14	15	16	17	18	19	20	21	22	23	24	25	26	27	28	29	30	31						<div></div> <table> <tr><td>M</td><td>T</td><td>W</td><td>T</td><td>F</td><td>S</td><td>S</td></tr> <tr><td></td><td></td><td></td><td>1</td><td>2</td><td>3</td><td>4</td></tr> <tr><td>5</td><td>6</td><td>7</td><td>8</td><td>9</td><td>10</td><td>11</td></tr> <tr><td>12</td><td>13</td><td>14</td><td>15</td><td>16</td><td>17</td><td>18</td></tr> <tr><td>19</td><td>20</td><td>21</td><td>22</td><td>23</td><td>24</td><td>25</td></tr> <tr><td>26</td><td>27</td><td>28</td><td>29</td><td>30</td><td></td><td></td></tr> </table>	M	T	W	T	F	S	S				1	2	3	4	5	6	7	8	9	10	11	12	13	14	15	16	17	18	19	20	21	22	23	24	25	26	27	28	29	30									
M	T	W	T	F	S	S																																																																																																																																																																																			
			1	2	3	4																																																																																																																																																																																			
5	6	7	8	9	10	11																																																																																																																																																																																			
12	13	14	15	16	17	18																																																																																																																																																																																			
19	20	21	22	23	24	25																																																																																																																																																																																			
26	27	28	29	30	31																																																																																																																																																																																				
M	T	W	T	F	S	S																																																																																																																																																																																			
						1																																																																																																																																																																																			
2	3	4	5	6	7	8																																																																																																																																																																																			
9	10	11	12	13	14	15																																																																																																																																																																																			
16	17	18	19	20	21	22																																																																																																																																																																																			
23	24	25	26	27	28																																																																																																																																																																																				
M	T	W	T	F	S	S																																																																																																																																																																																			
						1																																																																																																																																																																																			
2	3	4	5	6	7	8																																																																																																																																																																																			
9	10	11	12	13	14	15																																																																																																																																																																																			
16	17	18	19	20	21	22																																																																																																																																																																																			
23	24	25	26	27	28	29																																																																																																																																																																																			
30	31																																																																																																																																																																																								
M	T	W	T	F	S	S																																																																																																																																																																																			
			1	2	3	4																																																																																																																																																																																			
5	6	7	8	9	10	11																																																																																																																																																																																			
12	13	14	15	16	17	18																																																																																																																																																																																			
19	20	21	22	23	24	25																																																																																																																																																																																			
26	27	28	29	30																																																																																																																																																																																					
<div></div> <table> <tr><td>M</td><td>T</td><td>W</td><td>T</td><td>F</td><td>S</td><td>S</td></tr> <tr><td></td><td></td><td></td><td></td><td>1</td><td>2</td><td>3</td></tr> <tr><td>4</td><td>5</td><td>6</td><td>7</td><td>8</td><td>9</td><td>10</td></tr> <tr><td>11</td><td>12</td><td>13</td><td>14</td><td>15</td><td>16</td><td>17</td></tr> <tr><td>18</td><td>19</td><td>20</td><td>21</td><td>22</td><td>23</td><td>24</td></tr> <tr><td>25</td><td>26</td><td>27</td><td>28</td><td>29</td><td>30</td><td>31</td></tr> </table>	M	T	W	T	F	S	S					1	2	3	4	5	6	7	8	9	10	11	12	13	14	15	16	17	18	19	20	21	22	23	24	25	26	27	28	29	30	31	<div></div> <table> <tr><td>M</td><td>T</td><td>W</td><td>T</td><td>F</td><td>S</td><td>S</td></tr> <tr><td>1</td><td>2</td><td>3</td><td>4</td><td>5</td><td>6</td><td>7</td></tr> <tr><td>8</td><td>9</td><td>10</td><td>11</td><td>12</td><td>13</td><td>14</td></tr> <tr><td>15</td><td>16</td><td>17</td><td>18</td><td>19</td><td>20</td><td>21</td></tr> <tr><td>22</td><td>23</td><td>24</td><td>25</td><td>26</td><td>27</td><td>28</td></tr> <tr><td>29</td><td>30</td><td></td><td></td><td></td><td></td><td></td></tr> </table>	M	T	W	T	F	S	S	1	2	3	4	5	6	7	8	9	10	11	12	13	14	15	16	17	18	19	20	21	22	23	24	25	26	27	28	29	30						<div></div> <table> <tr><td>M</td><td>T</td><td>W</td><td>T</td><td>F</td><td>S</td><td>S</td></tr> <tr><td></td><td></td><td></td><td>1</td><td>2</td><td>3</td><td>4</td></tr> <tr><td>5</td><td>6</td><td>7</td><td>8</td><td>9</td><td>10</td><td>11</td></tr> <tr><td>12</td><td>13</td><td>14</td><td>15</td><td>16</td><td>17</td><td>18</td></tr> <tr><td>19</td><td>20</td><td>21</td><td>22</td><td>23</td><td>24</td><td>25</td></tr> <tr><td>26</td><td>27</td><td>28</td><td>29</td><td>30</td><td>31</td><td></td></tr> </table>	M	T	W	T	F	S	S				1	2	3	4	5	6	7	8	9	10	11	12	13	14	15	16	17	18	19	20	21	22	23	24	25	26	27	28	29	30	31		<div></div> <table> <tr><td>M</td><td>T</td><td>W</td><td>T</td><td>F</td><td>S</td><td>S</td></tr> <tr><td></td><td></td><td></td><td></td><td></td><td></td><td>1</td></tr> <tr><td>2</td><td>3</td><td>4</td><td>5</td><td>6</td><td>7</td><td>8</td></tr> <tr><td>9</td><td>10</td><td>11</td><td>12</td><td>13</td><td>14</td><td>15</td></tr> <tr><td>16</td><td>17</td><td>18</td><td>19</td><td>20</td><td>21</td><td>22</td></tr> <tr><td>23</td><td>24</td><td>25</td><td>26</td><td>27</td><td>28</td><td>29</td></tr> <tr><td>30</td><td>31</td><td></td><td></td><td></td><td></td><td></td></tr> </table>	M	T	W	T	F	S	S							1	2	3	4	5	6	7	8	9	10	11	12	13	14	15	16	17	18	19	20	21	22	23	24	25	26	27	28	29	30	31												
M	T	W	T	F	S	S																																																																																																																																																																																			
				1	2	3																																																																																																																																																																																			
4	5	6	7	8	9	10																																																																																																																																																																																			
11	12	13	14	15	16	17																																																																																																																																																																																			
18	19	20	21	22	23	24																																																																																																																																																																																			
25	26	27	28	29	30	31																																																																																																																																																																																			
M	T	W	T	F	S	S																																																																																																																																																																																			
1	2	3	4	5	6	7																																																																																																																																																																																			
8	9	10	11	12	13	14																																																																																																																																																																																			
15	16	17	18	19	20	21																																																																																																																																																																																			
22	23	24	25	26	27	28																																																																																																																																																																																			
29	30																																																																																																																																																																																								
M	T	W	T	F	S	S																																																																																																																																																																																			
			1	2	3	4																																																																																																																																																																																			
5	6	7	8	9	10	11																																																																																																																																																																																			
12	13	14	15	16	17	18																																																																																																																																																																																			
19	20	21	22	23	24	25																																																																																																																																																																																			
26	27	28	29	30	31																																																																																																																																																																																				
M	T	W	T	F	S	S																																																																																																																																																																																			
						1																																																																																																																																																																																			
2	3	4	5	6	7	8																																																																																																																																																																																			
9	10	11	12	13	14	15																																																																																																																																																																																			
16	17	18	19	20	21	22																																																																																																																																																																																			
23	24	25	26	27	28	29																																																																																																																																																																																			
30	31																																																																																																																																																																																								
<div></div> <table> <tr><td>M</td><td>T</td><td>W</td><td>T</td><td>F</td><td>S</td><td>S</td></tr> <tr><td></td><td></td><td></td><td>1</td><td>2</td><td>3</td><td>4</td></tr> <tr><td>5</td><td>6</td><td>7</td><td>8</td><td>9</td><td>10</td><td>11</td></tr> <tr><td>12</td><td>13</td><td>14</td><td>15</td><td>16</td><td>17</td><td>18</td></tr> <tr><td>19</td><td>20</td><td>21</td><td>22</td><td>23</td><td>24</td><td>25</td></tr> <tr><td>26</td><td>27</td><td>28</td><td>29</td><td>30</td><td>31</td><td></td></tr> </table>	M	T	W	T	F	S	S				1	2	3	4	5	6	7	8	9	10	11	12	13	14	15	16	17	18	19	20	21	22	23	24	25	26	27	28	29	30	31		<div></div> <table> <tr><td>M</td><td>T</td><td>W</td><td>T</td><td>F</td><td>S</td><td>S</td></tr> <tr><td></td><td></td><td></td><td></td><td></td><td></td><td>1</td></tr> <tr><td>2</td><td>3</td><td>4</td><td>5</td><td>6</td><td>7</td><td>8</td></tr> <tr><td>9</td><td>10</td><td>11</td><td>12</td><td>13</td><td>14</td><td>15</td></tr> <tr><td>16</td><td>17</td><td>18</td><td>19</td><td>20</td><td>21</td><td>22</td></tr> <tr><td>23</td><td>24</td><td>25</td><td>26</td><td>27</td><td>28</td><td>29</td></tr> <tr><td>30</td><td>31</td><td></td><td></td><td></td><td></td><td></td></tr> </table>	M	T	W	T	F	S	S							1	2	3	4	5	6	7	8	9	10	11	12	13	14	15	16	17	18	19	20	21	22	23	24	25	26	27	28	29	30	31						<div></div> <table> <tr><td>M</td><td>T</td><td>W</td><td>T</td><td>F</td><td>S</td><td>S</td></tr> <tr><td></td><td></td><td></td><td>1</td><td>2</td><td>3</td><td>4</td></tr> <tr><td>5</td><td>6</td><td>7</td><td>8</td><td>9</td><td>10</td><td>11</td></tr> <tr><td>12</td><td>13</td><td>14</td><td>15</td><td>16</td><td>17</td><td>18</td></tr> <tr><td>19</td><td>20</td><td>21</td><td>22</td><td>23</td><td>24</td><td>25</td></tr> <tr><td>26</td><td>27</td><td>28</td><td>29</td><td>30</td><td>31</td><td></td></tr> </table>	M	T	W	T	F	S	S				1	2	3	4	5	6	7	8	9	10	11	12	13	14	15	16	17	18	19	20	21	22	23	24	25	26	27	28	29	30	31		<div></div> <table> <tr><td>M</td><td>T</td><td>W</td><td>T</td><td>F</td><td>S</td><td>S</td></tr> <tr><td></td><td></td><td></td><td></td><td></td><td></td><td>1</td></tr> <tr><td>2</td><td>3</td><td>4</td><td>5</td><td>6</td><td>7</td><td>8</td></tr> <tr><td>9</td><td>10</td><td>11</td><td>12</td><td>13</td><td>14</td><td>15</td></tr> <tr><td>16</td><td>17</td><td>18</td><td>19</td><td>20</td><td>21</td><td>22</td></tr> <tr><td>23</td><td>24</td><td>25</td><td>26</td><td>27</td><td>28</td><td>29</td></tr> <tr><td>30</td><td>31</td><td></td><td></td><td></td><td></td><td></td></tr> </table>	M	T	W	T	F	S	S							1	2	3	4	5	6	7	8	9	10	11	12	13	14	15	16	17	18	19	20	21	22	23	24	25	26	27	28	29	30	31					
M	T	W	T	F	S	S																																																																																																																																																																																			
			1	2	3	4																																																																																																																																																																																			
5	6	7	8	9	10	11																																																																																																																																																																																			
12	13	14	15	16	17	18																																																																																																																																																																																			
19	20	21	22	23	24	25																																																																																																																																																																																			
26	27	28	29	30	31																																																																																																																																																																																				
M	T	W	T	F	S	S																																																																																																																																																																																			
						1																																																																																																																																																																																			
2	3	4	5	6	7	8																																																																																																																																																																																			
9	10	11	12	13	14	15																																																																																																																																																																																			
16	17	18	19	20	21	22																																																																																																																																																																																			
23	24	25	26	27	28	29																																																																																																																																																																																			
30	31																																																																																																																																																																																								
M	T	W	T	F	S	S																																																																																																																																																																																			
			1	2	3	4																																																																																																																																																																																			
5	6	7	8	9	10	11																																																																																																																																																																																			
12	13	14	15	16	17	18																																																																																																																																																																																			
19	20	21	22	23	24	25																																																																																																																																																																																			
26	27	28	29	30	31																																																																																																																																																																																				
M	T	W	T	F	S	S																																																																																																																																																																																			
						1																																																																																																																																																																																			
2	3	4	5	6	7	8																																																																																																																																																																																			
9	10	11	12	13	14	15																																																																																																																																																																																			
16	17	18	19	20	21	22																																																																																																																																																																																			
23	24	25	26	27	28	29																																																																																																																																																																																			
30	31																																																																																																																																																																																								

Activity 4

Mark your family members' birthdays on the calendar and tell it to your friends.

My dad's birthday is in August.

Activity 5

Read the invitation card and complete the dialogue.



Kate: It's Jim's birthday next week. I want to throw a surprise party for him. Would you like to come?

Lucas: Of course. When is the party?

Kate:

Lucas: What time is it?

Kate:

Lucas: And where?

Kate:

Lucas: Do you need anything?

Kate: Some cookies, please.

Lucas: OK. See you then.

Kate: See you. Bye.

Activity 6

Look at the pictures and complete the dialogues.



1

I'm sorry, you can't.
You must eat fruit and vegetables.

It's Kate's birthday
next week.



2



3

Thank you.



4

Goodbye, kids!

Activity 7

Cross the odd one.

- | | | | | |
|----|------------|-----------|----------|----------------|
| 1. | Sunday | Monday | Tuesday | May |
| 2. | winter | January | February | March |
| 3. | confetti | beverages | balloons | party hats |
| 4. | sing | dance | study | play |
| 5. | Take care. | Hi! | Goodbye. | See you. |

UNIT 8

Fitness



WARM UP

Look at the poster. What can you do? Tell it to your friends.

Example

I can swim, do gymnastics and play football.

DOVER LEISURE CENTRE

Gymnastics



Swimming



Wall climbing



Soccer



Ice skating



Basketball



Karate



1. LISTENING AND SPEAKING

1A. Listen and write the children's names.



1.



2.



3.

1B. Listen again and mark the sentences "True" or "False".



- (.....) 1. Brad can do skateboarding.
- (.....) 2. Janet dislikes skateboarding.
- (.....) 3. Janet's favourite fitness activity is riding a bike.
- (.....) 4. Pam doesn't like riding a bike.
- (.....) 5. Pam loves jogging.



1C. Work in groups. Ask questions about the activities in the table and write your friends' names in the correct boxes.

Example

Student A: Do you like swimming?

Student B: Yes. It's my favourite activity.

Student C: Not really. I can't swim. I like riding a bike.

Activity		
swimming	Student A	Student B
riding a bike		
ice skating		
playing chess		
playing soccer		
doing origami		

1D. Look at your notes in the table above and report the results to your class.

Example

Student A loves swimming, but Student B doesn't. He/she likes riding a bike.

2. READING

2A. Complete the telephone conversation with the sentences below.

Can you repeat that, please?

I'm sorry, but I can't ride a horse.

Horse riding is difficult, isn't it?

Let's try it.



- Allen** : Hello!
- Uncle Bill** : Hi, Allen! How are you?
- Allen** : Fine, thanks. And you?
- Uncle Bill** : Very well, thanks. Let's go horse riding next Saturday.
- Allen** : (1)
- Uncle Bill** : Sure. What about horse riding?
- Allen** : (2)
- Uncle Bill** : Don't worry. I can teach you.
- Allen** : (3)
- Uncle Bill** : Oh, no! You should try again and again. You shouldn't give up.
- Allen** : (4)
- Uncle Bill** : I can pick you up on Saturday morning. Bye.
- Allen** : See you then.

2B. Read the telephone conversation again and answer the questions.

- | | |
|------------------------------------|--|
| 1. Who is calling Allen?
..... | 3. Can Allen ride a horse?
..... |
| 2. What does he/she want?
..... | 4. Is horse riding difficult?
..... |

3. LISTENING

3A. Answer the questions.

1. What is your favourite activity?
2. Do you do it alone or with your friends?

3B. Listen and answer the questions.



1. Who can go out with Helen?
2. Which sports activity can they do together?

Helen



Andy



Nevin



Steve



3C. Listen again and complete the sentences.



1. Andy must
2. Nevin can't
3. Steve has

3D. Work in groups of four. Choose a character. Listen again, practise your roles and dramatize the story in front of the class.

4. SPEAKING

Work in groups of three. Read your roles, make a dialogue and act it out.

Student A : You want to do your favourite activity next weekend. Ask your friends to do it with you.

Student B : Refuse your friend's suggestion and give an excuse.

Student C : Accept your friend's suggestion.

Example

Student A : Let's play basketball next weekend.

Student B : Can you repeat that, please?

Student A : Sure. Let's play basketball next weekend.

Student B : I'm afraid I can't. I must go to my grandparents.

Student A : What about you?

Student C : That's a good idea. I love basketball.

5. FUN TIME

Play the miming game with your friends.

Student A : Choose a sports activity. Mime it to your friends.

Other students : Look at your friend and guess his/her activity.

Example



6. SONG TIME

6A. Look at the pictures below and write the names of the sports and fitness activities.



1.



2.



3.



4.



5.



6.

6B. Listen and complete the song with the words above.



I like sports. Hurray! Hurray! Hurray!

..... I love

..... I like

..... I enjoy

.....

.....

I like sports. Hurray! Hurray! Hurray!

..... I love

..... I like

..... I enjoy

.....

.....

I like sports. Hurray! Hurray! Hurray!

I like sports. Hurray! Hurray! Hurray!

6C. Listen again and sing along.

6D. Do you know any songs about sports in your language? If yes, sing it to your friends.

7. READING AND SPEAKING

7A. Look at the pictures below and answer the questions.

1. Can you play these sports?
2. Which sports do you like?



table tennis



volleyball



soccer

7B. Read the speech bubbles and write the children's favourite sports. Choose from the list above.



Hi! I'm Dave. My favourite sports is We need a ball and two teams with eleven players in each. We must kick the ball with our feet.

Hello! I'm Sheila. I like many fitness and sports activities, but my favourite is We need a ball and two teams with six players in each. We must hit the ball with our hands.



Hi, I'm Ali. I love We play this game with two people. For this game, we need two rackets and a small ball. We must hit the ball with the rackets.

7C. Read the speech bubbles again and complete the table.

	Dave	Shella	Alli
Favourite game	soccer		
Equipment	a ball		
Number of players	2 teams with 11 players in each		
Rules	kick the ball with your feet		

7D. Work in groups. Describe your favourite sports or fitness activity to your friends, but don't say its name. Look at the examples in activity 6B. Can your friends guess your activity?

Use these clues:


What equipment do you need?

How many players do you need?


What are the rules?

8. FUN TIME


Match the equipment with the correct sports.




1




2




3




4




7



6



5



8

a
basketball

b
diving

c
ice skating

d
sailing

e
soccer

f
skiing

g
skateboarding

h
climbing







ASSIGNMENT

- Prepare a picture book about your favourite physical activities.

- Show your picture book to your friends and talk about your activities.

CAN-DO-STATEMENTS LIST

Colour the correct boxes for you.

	Always	Sometimes	Need help!
I can understand short texts about sports activities.			
I can understand suggestions.			
I can make suggestions.			
I can accept or refuse suggestions.			
I can give personal information.			
I can ask for clarification.			

A C T I V I T I E S

Activity 1

Match the words with the pictures.

a. swimming

b. hiking

c. doing gymnastics

d. climbing

e. ice skating

f. running

g. doing skateboarding

h. horse riding

i. riding a bicycle



Activity 2

Look at the pictures and complete the text.

Hello, everyone!

My name's Sara. I'm from



I'm **10**

years old. I have two



and a sister. My brother David likes riding a



and playing



My brother Marco likes



My sister Elisa likes



and



I like

all sports. But my favourite ones are



and playing



Activity 3

Read the text above again and answer these questions.

1. Where is Sara from?

.....

2. How many brothers and sisters does she have?

.....

3. Who likes riding a bicycle?

.....

4. What does Elisa like?

.....

5. What is Sara's favourite activity?

.....

Activity 4

Write Kate's speeches in the correct places.

a Sorry, could you repeat that, please?

b Great! Let's meet in front of the leisure centre.

c I don't like hiking. How about skateboarding?

d Can you rollerskate?

e Let's go rollerskating then, Saturday or Sunday?



Jane: Shall we go hiking next weekend?

Kate: (1)

Jane: Let's go hiking next weekend.

Kate: (2)

Jane: Well, I can't do skateboarding.

Kate: (3)

Jane: Yes, I can. I love rollerskating.

Kate: (4)

Jane: Sunday afternoon.

Kate: (5)

Jane: Alright.

Activity 5

Read again and write "True" or "False".

(.....) 1. Jane wants to go hiking with Kate.

(.....) 2. Kate can't hike.

(.....) 3. Jane can't do skateboarding.

(.....) 4. Kate and Jane like rollerskating.

(.....) 5. They go rollerskating on Saturday.

(.....) 6. They meet in front of the school.

Activity 6

Fill in the table with your family members' sports and fitness activities.

	My dad	My mum	My brother(s)	My sister(s)
can				
can't				
like(s)				
dislike(s)				
favourite(s)				

Activity 7

Look at your notes above and write about your own and your family members' sports and fitness activities.



UNIT 9

The Animal Shelter



WARM UP

Go to page 157 and cut out the animals. Then, stick them in the correct places below.



BIRD



CAT



DOG



DUCK



FROG



TURTLE



RABBIT



STORK



SQUIRREL

1. LISTENING

1A. Look at the pictures and say the numbers and names of the animals.

Example

There is a cat in the first picture.



1B. Listen and number the pictures above in the order you hear.



1C. Listen again and match the sentence parts.



- | | | |
|--------------------|-------|---------------------------------|
| 1. The ducks ... | | a) is feeding the birds. |
| 2. The puppies ... | | b) is examining the rabbit. |
| 3. The cat ... | | c) are playing with a ball. |
| 4. The turtles ... | | d) are sleeping under the tree. |
| 5. The vet ... | | e) is climbing the tree. |
| 6. Jenny ... | | f) are swimming on the lake. |

2. READING

2A. Look at the pictures and answer the question.

What are the people in the pictures doing?



2B. Read the text and label Nancy and her family members above.

My dad is a vet at Jersey Animal Shelter. So, my family and I often visit the shelter. Today, we are at the shelter again. My mum and my little brother Paul are feeding the monkey. My sister Lisa is donating some money to the shelter. I'm adopting a cat. Oh, I love cats. The dog is ill. My dad is examining it. I hope it'll get well soon.

2C. Read the text again and write "True" or "False".

- (.....) 1. Nancy's mum is a vet.
 (.....) 2. Lisa is adopting a cat.
 (.....) 3. Paul and his mum are feeding the monkey.
 (.....) 4. Nancy's dad is examining the dog.

2D. Look at the pictures and answer the questions. Use the keywords.

Example

What is Mrs. Steward doing?



clean / the shelter

She is cleaning the shelter.

1. What are Tim and Laura doing?



feed / the rabbit

2. What is the cat doing?



climb / a tree

3. What is Molly doing?



give water / the dog

4. What are the dogs doing?



swim / the lake

5. What is Liz doing?



ride / a horse

3. LISTENING AND SPEAKING

3A. Listen and circle the correct choice.



1. Andy's mother is ...

a)



b)



3. Tim is ...

a)



b)



2. His father is ...

a)



b)



4. The dog is ...

a)



b)



3B. Work in groups. Look at the picture. Ask and answer questions in turns.


Student A : Point and ask a question.**Other Students** : Answer your friend's question.**Example****Student A:** (points at the girl)

What is Anne doing?

Student B: She is feeding a rabbit.


3C. Now, complete the sentences below.

1. Anne is feeding a rabbit.
2. Dad
3. Mum
4. The cats
5. The ducks
6. Linda, Kate and Sue
7. Sam and Joe
8. The birds



4. LISTENING

4A. Listen and complete the story.



UNIT 9

4B. Read the story and write 'True' or 'False'.

- (.....) 1. There is an ill stork in the garden.
- (.....) 2. The stork has a broken leg.
- (.....) 3. The girl and her father take her to the vet.
- (.....) 4. The stork can't fly.
- (.....) 5. The girl can't feed the stork.
- (.....) 6. The girl can't adopt a shelter animal right now.

4C. Look at the pictures and tell the story.



5. SPEAKING

5A. Work in pairs. Choose a picture. Make a dialogue and act it out.

Example

Girl : Mum, can I buy some food for the street dogs?

Mum : Of course, you can.

You want to buy some food for the street dogs.



You want to donate some money to the animal shelter.



You want to play with the kittens.



You want to feed the kittens.



6. GAME TIME

Work in groups and play the miming game.

Student A : Imagine you are at an animal shelter.

What are you doing? Mime it to your friends.

Other Students : Ask questions and find out. What is your friend doing?

Example

Student B : Are you feeding a cat?

Student A : No.

Student C : Are you playing with a dog?

Student A : No.

Student D : Are you cleaning the shelter?

Student A : Yes.

ASSIGNMENT

- Prepare a poster about how to help animals in your neighbourhood.

- Show your poster to your classmates and tell them what you can do to help animals.

Example

We can give water and food to street animals.

CAN-DO-STATEMENTS LIST

Colour the correct boxes for you.

	Always	Sometimes	Need help!
I can name shelter animals.			
I can understand what people are doing at the moment.			
I can say what other people are doing at the moment.			
I can ask for permission.			
I can give or deny permissions.			
I can use body language when I don't know a word.			

A C T I V I T I E S

Activity 1

Look at the pictures. Find and circle the animals' names in the puzzle.



Q	L	S	Q	U	I	R	R	E	L	X
S	H	M	T	O	U	D	O	M	Y	D
T	O	E	I	D	O	G	O	O	F	O
O	R	U	N	D	U	C	K	N	I	L
R	S	T	U	R	T	L	E	K	S	P
K	E	S	N	I	U	P	R	E	H	H
B	A	C	F	R	O	G	L	Y	I	I
R	A	B	B	I	T	J	E	R	G	N
U	B	U	T	T	E	R	F	L	Y	W

Activity 2

Look at the pictures and circle the correct choice.

It's a parrot.

1. It can

☒ a) imitate words.

☐ b) run fast.

2. It can't

☐ a) jump.

☐ b) fly.

3. It likes

☐ a) chocolate.

☐ b) nuts.

4. It is

☐ a) playing with a ball.

☐ b) sleeping in the tree.



They are dogs.

5. They can

☐ a) run fast.

☐ b) climb a tree.

6. They can't

☐ a) swim.

☐ b) fly.

7. They like

☐ a) bones.

☐ b) grass.

8. They are

☐ a) running.

☐ b) barking.

Activity 3

Stick a picture of your favourite animal and write about it. Use these tips.

What is your favourite animal?

What does it like/dislike?

What can/can't it do?

What is it doing in the picture?

Activity 4

Look at the pictures and write. What are they doing?

I'm Pam. I live in a small town by the sea. My family and I love animals.

1) In this photo, you can see my mum and me. We



are playing with the dog.

2) My brother Sam is a vet. He



3) And here are my dad and my sister Karen. They



4) My cousins Judy and Lucy



5) Uncle Jack is at the animal shelter now. He




Activity 5


Stick photos or draw pictures of you and your family members with animals and write. What are you and your family members doing in each picture?




.....



.....



.....



.....

Activity 6

Look at the pictures and complete the dialogues. Use the keywords.



take / the dogs / home

Mark: Can we take the dogs home?

Pat: I'm afraid we can't.

We must ask mum and dad.



donate / money / to the animal shelter

Hasan:

Dad: Of course, you can.



feed / the goat

Laura:

Grandpa: Not right now. She's not hungry.



adopt / the rabbit

Alice:

Mum: Of course, you can.



go / to the zoo

Edip:

Mum: Of course, we can.



take / the dog / for a walk

Sharon:

Dad: Not right now. He's sleepy.

UNIT 10

Festivals



WARM UP

Look at the pictures and answer the questions.

1. What are the children doing?
2. Do you know this festival?



1. LISTENING

1A. Look at the pictures below and answer the questions.

- Do you know these festivals?
- Which countries celebrate these festivals?

1B. Listen to the recording and match the children with their favourite festivals.



☐ 1. Zheng



A. Children's Day



☐ 2. Harry



B. Chinese New Year



☐ 3. Almina



C. Independence Day

1C. Listen again and complete the table below.



	Harry	Zheng	Almina
Country			
Age			
Favourite festival			
Activities			

1D. Look at the table above and mark the sentences "True" or "False".

- (.....) 1. Harry is American.
- (.....) 2. He dislikes the Independence Day.
- (.....) 3. Americans watch the fireworks on 4th July.
- (.....) 4. Zheng is Japanese.
- (.....) 5. Her favourite festival is Children's Day.
- (.....) 6. Japanese people like red decorations.
- (.....) 7. Almina's favourite festival is Children's Day.
- (.....) 8. She likes performing acrobatics, but she dislikes meeting foreign children.

1E. Match the Turkish national festivals with the dates.

- | | |
|--|-----------------|
| <input checked="" type="checkbox"/> 1. Victory Day | A. 23rd April |
| <input type="checkbox"/> 2. Children's Day | B. 19th May |
| <input type="checkbox"/> 3. Youth and Sports Day | C. 30th August |
| <input type="checkbox"/> 4. Republic Day | D. 29th October |

2. READING

2A. Look at the pictures and answer the questions.

1. Which festival is it?
2. Do you celebrate this festival?



2B. Read the text below and write the numbers of the pictures in front of the correct sentences.

Hello! I'm Serkan from Türkiye. My favourite festival is Eid. Many people also call it Candy Feast or Ramadan Feast. It is a religious festival. (..4..) We clean our homes and (.....) make lots of desserts for this three-day-festival. (.....) On the first day, men go to the mosque early in the morning. (.....) Then, we visit our relatives. (.....) They serve candies, chocolate and traditional desserts. Baklava is my favourite dessert. (.....) Our relatives also give us pocket money.

2C. Read the text in activity 2B again and answer the questions.

1. Is Eid a national or a religious festival?
2. How long is Eid?
3. What do people do during this festival?
4. What is Serkan's favourite dessert?

3. SPEAKING

3A. Draw a picture of your favourite festival. You can use stick figures. Don't show it to your friends.



3B. Work in small groups. Ask and answer questions and guess your friend's favourite festival.

Example

Student B: How do you celebrate it?

Student A: We read poems, perform dances and sing songs. We welcome children from different countries.

Student C: Do you visit your relatives?

Student A: Oh, no.

Student D: Is it Children's Day.

Student A: Yes.

3C. Show your picture and describe your favourite festival to your classmates.

4. GAME TIME

Play 'Bingo' with your friends.

- Write eight numbers between 1 and 100.

- Listen to your teacher and cross the number on your card when you hear it.
- Cross all the numbers on your card and shout 'BINGOOO!'.

5. LISTENING

5A. Listen and match.



a) two hundred and fifty-five

b) nine hundred and sixty-five

c) a thousand

d) a hundred and twenty-four

e) five hundred and ten

f) four hundred



g) seven hundred and five

h) three hundred and seventy

i) six hundred and forty-one

j) eight hundred and ninety-nine

5B. Listen and circle the correct numbers.



People in China celebrate the Chinese New Year for 25 / **15** days. We are at a big celebration in Beijing. There are a lot of people in the street. They are watching the parade. A group of 30 / 40 singers are singing Chinese folk songs.

150 / 125 dancers are performing traditional Chinese dances. 320 / 230 people are wearing dragon costumes. 625 / 710 people are wearing lion costumes. They are performing dragon and lion dances.

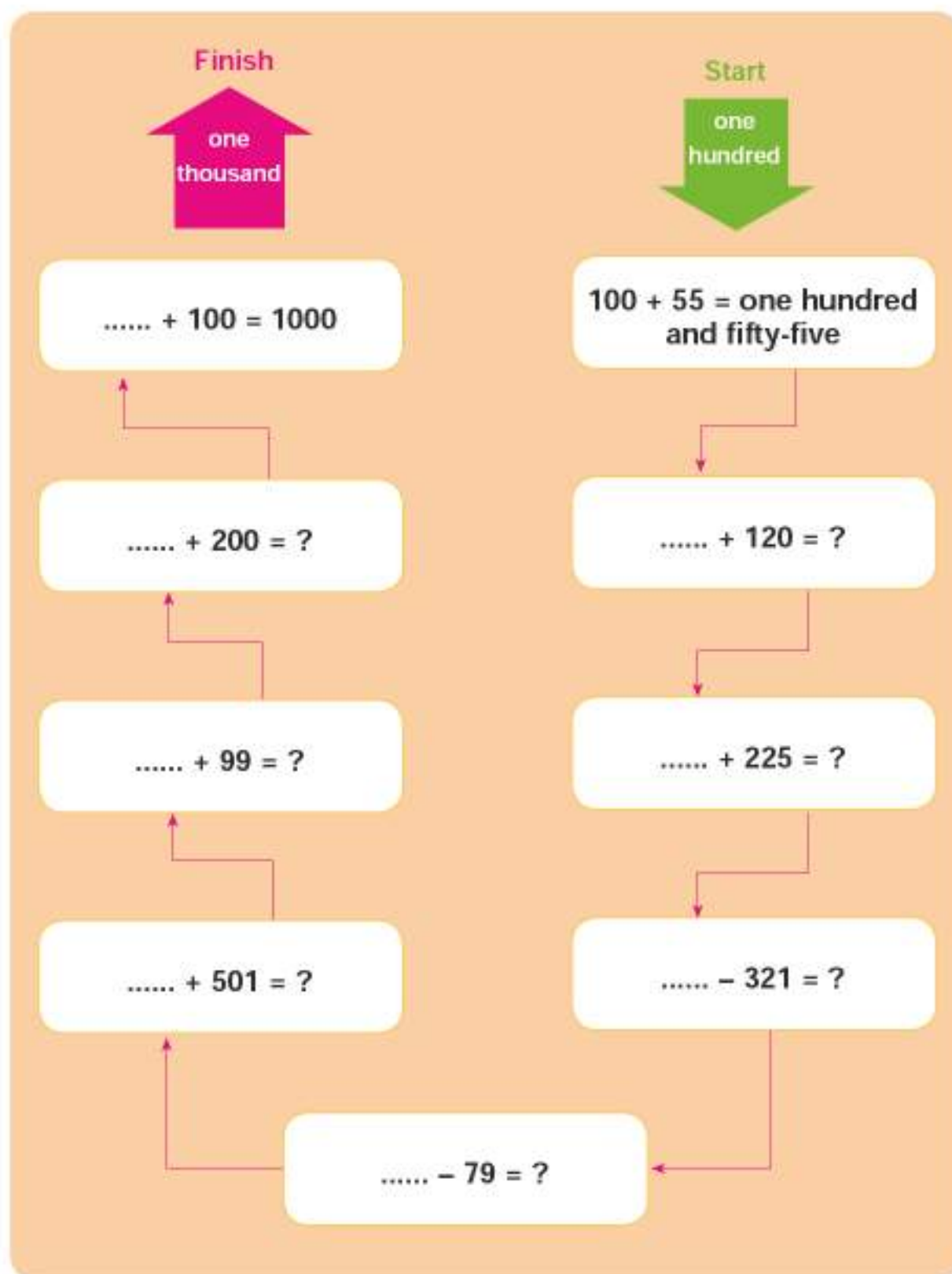
5C. Read the text above again and answer the questions.

1. How long is the Chinese New Year celebrations?
.....
2. How many singers are there?
.....
3. How many people are performing traditional Chinese dances?
.....
4. How many people are wearing dragon costumes?
.....
5. How many people are wearing lion costumes?
.....



6. FUN TIME

Find and say the numbers.



ASSIGNMENT

- Work in groups. Choose a festival and prepare a poster for it.

- Show your poster to your friends and talk about your festival.

CAN-DO-STATEMENTS LIST

Colour the correct boxes for you.

	Always	Sometimes	Need help!
I can say the names of some festivals.			
I can tell how people celebrate festivals.			
I can tell how I celebrate my favourite festival.			
I can understand short texts about festivals.			
I can ask people questions about their festivals.			
I can name numbers from 0 to 1000.			

ACTIVITIES

Activity 1

Read the speech bubbles and write the names of the festivals. Choose from the list below.

Eid

Independence Day

Chinese New Year

Youth and Sports Day



1.

We celebrate this festival on 4th July. Lots of American people come together in the street and watch the fireworks.



2.

We celebrate this festival at the end of Ramadan month for three days. We visit our relatives and eat lots of desserts. My favourite dessert is kadayif.



3.

We celebrate it on 19th May. We decorate our school. We read poems, sing songs, perform dances and acrobatics on this day.



4.

We celebrate this festival for 15 days. It is also called the Spring Festival. We clean and decorate our homes with red paper cuts. I love the lion and dragon dances.

Activity 2

Complete the interview with information about your favourite festival.



- Mary:** Hello! I'm Mary. I'm preparing a project about festivals around the world. Can I ask you some questions?
- You:** Sure.
- Mary:** First of all, what's your name and where are you from?
- You:**
- Mary:** What's your favourite festival?
- You:**
- Mary:** And when do you celebrate it?
- You:**
- Mary:** How long is this festival?
- You:**
- Mary:** How do you celebrate this festival?
- You:**
- Mary:** Well ... it sounds really fun. Thank you very much for the interview.
- You:**
- Mary:** Goodbye.
- You:**

Activity 3

Complete the columns with the correct numbers.

1	2	3	4
two hundred and twenty-two	a thousand	nine hundred and ninety
three hundred and thirty-three	seven hundred and twenty-five	nine hundred	nine hundred and seventy
four hundred and forty-four	seven hundred and fifty	eight hundred
.....	seven hundred and seventy-five	nine hundred and thirty

Activity 4

Solve the problems. Then, match and colour the results.

1.

Ekrem has seventy-eight marbles. He wants to play marbles with his friends, Ahmet and Cenk. Ahmet and Cenk don't have marbles. Ekrem shares his marbles with his friends. How many marbles does each student have?

2.



There are two hundred and eighty-six girls and three hundred boys at Atatürk Middle School. How many students are there altogether?

3.

There are fifteen visitors at the animal shelter today. Each visitor donates twenty pounds. How much money does the animal shelter get?

4.

There are thirty students in the class. Each student makes five Turkish flags for Children's Day. How many flags do they have?




ACTIVITY CARDS

Name	Yorgo
Age	12
Country	Greece
Nationality	Greek
Language(s)	Greek, English

Name	Bahadur
Age	15
Country	Egypt
Nationality	Egyptian
Language(s)	Arabic, English

Name	Aysha
Age	13
Country	United Arab Emirates
Nationality	Arabic
Language(s)	Arabic, English

Name	Jane
Age	11
Country	Australia
Nationality	Australian
Language(s)	English











AUDIOSCRIPTS

Track 1.1

Hi! I'm Chloe. I'm from **Canada**. I'm **Canadian**.
Hi! I'm Mert. I'm from **Türkiye**. I'm **Turkish**.
Hello! I'm Zahid. I'm from **India**. I'm **Indian**.
Hello! I'm Jake. I'm from **Britain**. I'm **British**.
Hi! I'm Alma and this is my friend Estela. We are from **Spain**. We are **Spanish**.

Track 1.2

Hello! Bonjour! Buenos Dias! Merhaba! Guten Tag! Konichiwa!
We are the children of the **world**
We **live** in different **countries**
We **speak** different **languages**
We all **like** to sing, dance and play
Hello! Bonjour! Buenos Dias! Merhaba! Guten Tag! Konichiwa!
Hello! Bonjour! Buenos Dias! Merhaba! Guten Tag! Konichiwa!
We are the children of the **world**
We all **like** to sing, dance and play.

Track 1.3

This is Jenny Wool. She is my new e-friend. She is eleven years old. She is from Australia. She studies at Caeder's Secondary School. She speaks two languages; English and French. Her favourite classes are social studies and music. She can play the piano very well.

Track 2.1

This is a map of my school area. My school is on Palm Street. The playground is opposite the school. There is a toy shop, a bookshop and a barber's on Milton Street. The bookshop is between the toy shop and the barber's. The bus stop is in front of the toy shop. There is a bakery and a café on Brook Street. The bakery is next to the café. The police station is behind the bakery and the café.

Track 2.2

Given on Page 26 in the Student's Book

Track 2.3

Where's the bank?
Where's the bank?
Go straight ahead
Turn right and then
Turn left
It's opposite the park
Turn right
Turn left

Now, turn all around
Where's the mall?
Where's the mall?
Go straight ahead
Turn left and then
Turn right
It's near the city hall
Turn left
Turn right
Now, turn all around

Track 2.4 and Track 2.5

Tim: Hello!
Sally: Hi, Tim! It's Sally. I think I'm lost. Can you help me, please?
Tim: OK. Where are you?
Sally: In front of the Pink Café.
Tim: Pink Café?
Sally: Right.
Tim: Hmm...go straight on Abby Street and turn right into Whale Street. Then, go straight on Whale Street and turn right into Main Street. I'm in front of the library opposite the police station.
Sally: Thanks. See you.
Tim: See you.

Track 3.1

Jim: Nancy! Jane! Look at that poster!
Nancy: Oh, there is a talent show.
Jane: Let's enter the talent show.
Nancy: Yes! I can do origami and magic. Can you do origami or magic, Jim?
Jim: No, I can't. But I can play keepy uppy and rollerblade. What about you, Jane?
Jane: Well, I can't rollerblade or play keepy uppy. But I can play a musical instrument.
Jim: What?
Jane: I can play the guitar. Can you sing or dance?
Jim: I can't dance, but I can sing songs. What about you, Nancy?
Nancy: Oh, I can dance.
Jane: Great! We can make a band.
Nancy: A band?
Jane: Yes. A music group.
Jim: OK.

Track 3.2 and Track 3.3

Kate: I like playing hopscotch. Can you play hopscotch?
Sam: No, I can't. Do you like playing hide and seek?
Kate: Well, I don't enjoy playing hide and seek. What about blind man's buff?
Sam: Oh, no! I hate it. Do you like playing video games?
Kate: No, I don't. What's your favourite activity?
Sam: Doing puzzles. Do you like doing puzzles?

Kate: No. I dislike doing puzzles.
Sam: Hmm ... do you like playing checkers?
Kate: Yes. It is my favourite activity.
Sam: I like it, too. Let's play checkers then.
Kate: OK.

Track 3.4

Hello! I'm Pablo. I'm Brazilian. I have a brother and two sisters. We like doing different things. Lucas and Nina's favourite activity is camping. Lucas likes fishing, but Nina doesn't. She likes collecting stamps. Laura's hobby is sculpting. I like sculpting, too. In the evenings, we play Chinese whispers together.

Track 4.1

Every day, I get up at quarter past seven. I wash my hands and face. I get dressed and have breakfast at half past seven. I arrive at school at twenty past eight. My classes start at half past eight. I have lunch in the school cafeteria at twelve o'clock. I come back home at three o'clock.

Track 4.2 and Track 4.3

My brother Alain goes to Oxford University. He gets up at half past six. He catches the train at ten past seven. He has breakfast on the train. His classes start at half past eight and finish at half past four. After school, he goes to the library. He comes back home at quarter past seven in the evening and then we have dinner. After dinner, he goes to his bedroom and studies. He goes to bed around twelve o'clock. He wants to be a doctor because he loves helping people.

Track 5.1

Nurse: Oh, dear! What's the matter with you?
Mark: I have a terrible headache.
Susan: I have a sore throat. My throat hurts.
Bob: I have a stomachache.
Emma: I have the flu. I feel terrible.
Stacey: Oh, I have a broken arm.
Janet: I have a fever.

Track 5.2

Doctor: What's the matter with you, Judy?
Judy: Oh, doctor! I feel terrible.
Doctor: Hmm ... let me see. You have the flu.
Judy: Well, can I go to my friend's party in the afternoon?
Doctor: No, you shouldn't go out. You should stay in bed.
You should drink lots of water and take this medicine.
Judy: OK.
Doctor: Get well soon.

Track 5.3

Given on Page 69 in the Student's Book

Track 6.1

Here's a list of the movies on at the Star Kids Cinema.

Jurassic World is a science fiction and adventure movie. The movie is about real dinosaurs in a theme park.

Pirates of the Caribbean is an adventure and fantasy movie. It is about the adventures of the pirates on the Caribbean islands.

Dog Gone is a comedy. It's about a young boy and a cute dog.

Gremlins is a horror movie. It is about miniature green monsters called Gremlins.

Happy Feet is an animation and comedy. It is about the Emperor Penguins.

The Little Mermaid is a fairy tale about a beautiful mermaid.

Track 6.2

Jenny

I like Merida. I think she is brave. I don't like Shrek. I think he is rude.

Akio

My favourite character is Superman. I think he is strong. I don't like Dracula. I think he is scary.

Track 6.3

Given on Page 83 in the Student's Book

Track 6.4 and Track 6.5

Aunt Kate: Let's go to the cinema next weekend.

Pam: Oh, yes. Saturday or Sunday?

Aunt Kate: I must visit my friend on Saturday. We can go on Sunday.

Pam: OK.

Aunt Kate: What types of movies do you like, Pam?

Pam: I like comedies and action movies.

Aunt Kate: Shall we watch 'Spy Kids'?

Pam: Great! I think Carmen and Juni are clever and funny kids. What time is the movie?

Aunt Kate: It's at 11 o'clock. I can pick you up at 10 o'clock in the morning.

Pam: Alright. Thanks, Aunt Kate.

Track 7.1

These are the months of the year

There are twelve months in a year

These are the months of the year

There are twelve months in a year

January January

February February

March March

April April

May May

June June

July July

August August

September September

October October

November November

December December

These are the months of the year

There are twelve months in a year

These are the months of the year

Track 7.2

Larry: You know it's my birthday next weekend.

Mum: Oh, yes.

Larry: I want to have a great party. Can I invite all my friends?

Mum: Of course, you can.

Larry: Can I have a funny clown, please?

Mum: I'm sorry, you can't.

Larry: Can I have a music band?

Mum: A music band? I'm afraid you can't.

Larry: Can I have a big chocolate cake and lots of cookies?

Mum: Alright. I can make the cookies, but we must order the cake.

Larry: Great! I'm so excited, mum.

Track 7.3

Mum: Well, we must make a plan for your party.

Dad: Yes, that's right. First of all, what do you need for the party?

Larry: I need lots of confetti, balloons and party hats.

Dad: OK.

Mum: Oh, dear. We must clean and decorate the party room on Saturday.

Dad: Alright.

Larry: Dad, I need a big birthday cake, beverages and cookies.

Mum: Hmm ... I must make lots of cookies for you?

Dad: And I must go shopping.

Larry: Can I come with you, dad?

Dad: Good boy! Do you need my camera?

Larry: Yes. And ...

Dad: I must take your photos at the party.

Larry: Thanks. You're great, dad.

Track 7.4

Larry: Hello! Welcome.

Ted and Sally: Hi, Larry! Happy birthday.

Larry: Thank you.

Ted: This is for you.

Larry: Oh, thanks. I love toy cars.

Ted: You're welcome.

Mother: Want some cake?

Sally: Yes, please.

Bob: Me too.

Mother: Here you are.

Sally: The cake is delicious.

Larry: Enjoy it.

Ted: Oh, it's five o'clock.

Sally: We must go now.

Larry: Goodbye.

Ted: Bye.

Sally: Take care.

Track 7.5

Given on Page 99 in the Student's Book

Track 8.1 and Track 8.2

Brad: Look at that poster! There are lots of activities at Dover Leisure Centre.

Janet: Yeah. Can you do skateboarding, Brad?

Brad: Yes. And I love it. What about you, Janet?

Janet: Well, I don't like skateboarding. My favourite fitness activity is jogging.

Pam: I love riding my bike in the park.

Brad: Sorry, Pam. Can you repeat that, please?

Pam: Sure. I love riding my bike in the park.

Track 8.3 and Track 8.4

Helen: Andy!

Andy: Yes.

Helen: Let's go wall climbing.

Andy: Sorry, can you repeat that, please?

Helen: Sure. Let's go wall climbing.

Andy: I'm afraid I can't. I must do my homework.

Helen: Hello, Nevin! Shall we go wall climbing?

Nevin: I'm sorry, I can't climb walls.

Helen: Hmm ... What about ice skating?

Nevin: OK. I love it. Let's go ice skating.

Helen: Hi, Steve! Shall we go ice skating?

Steve: I'm afraid I can't. I have other plans.

Helen: I see.

Track 8.5

I like sports. Hurray! Hurray! Hurray!
Swimming, swimming. I love swimming.
Diving, diving. I like diving.
Sailing, sailing. I enjoy sailing.
Swimming, diving, sailing.
Swimming, diving, sailing.
I like sports. Hurray! Hurray! Hurray!
Jogging, jogging. I love jogging.
Cycling, cycling. I like cycling.
Climbing, climbing. I enjoy climbing.
Jogging, cycling, climbing.
Jogging, cycling, climbing.
I like sports. Hurray! Hurray! Hurray!
I like sports. Hurray! Hurray! Hurray!

Track 9.1 and Track 9.2

Hi! I'm Dave. We are on a school trip today. We are visiting the animal shelter. Look at those ducks! They are swimming on the lake. The puppies are playing with a ball. What is the cat doing? She is climbing the tree. Be quiet, please! The turtles are sleeping under the tree. The vet is examining the rabbit. And Jenny is feeding the birds.

Track 9.3

Hi! I'm Andy. It's a lovely day today. All my family members are at home. My mum is reading a book and my dad is watering the plants. My brother Tim is feeding the cat. Our dog Jimmy is barking. What's the matter with it? Oh, my grandma and grandpa are at the door. Welcome Grandma! Welcome Grandpa!

Track 9.4

Nancy: What's the matter with the stork?

Dad: There's a problem with her wing.

Nancy: Can we take her home?

Dad: I'm afraid we can't. We must take her to the vet.

Vet: She can't fly to warm countries this year.

Nancy: Oh, dear! Can I feed her?

Vet: Of course. Here is some birds' food.

Nancy: Look at that poster, dad! Can we adopt an animal from the shelter?

Dad: Not right now. We must ask your mum.

Track 10.1 and Track 10.2

Hello! I'm Harry. I'm thirteen years old. I'm from the USA. My favourite festival is the Independence Day. We celebrate this festival on 4th July every year. On this day, we decorate our homes and streets with American flags and watch the fireworks at night.

Hi! I'm Zheng from China. I'm fifteen years old. My favourite festival is the Chinese New Year. It's a very important festival for Chinese people. We clean and decorate our homes with red decorations. Then, we attend parades in dragon and lion costumes.

Hello! I'm Almina from Türkiye. I'm eleven. My favourite festival is Children's Day. We celebrate it on 23rd April every year. On this day, we read poems, sing songs, perform dances and acrobatics. I really love meeting children from different countries.

Track 10.3

a hundred and twenty-four

two hundred and fifty-five

four hundred

five hundred and ten

six hundred and forty-one

seven hundred and five

eight hundred and ninety-nine

nine hundred and sixty-five

a thousand

Track 10.4

People in China celebrate the Chinese New Year for 15 days. We are at a big celebration in Beijing. There are a lot of people in the street. They are watching the parade. A group of 40 singers are singing Chinese folk songs. 125 dancers are performing traditional Chinese dances. 320 people are wearing dragon costumes. 625 people are wearing lion costumes. They are performing dragon and lion dances.

ANSWER KEY

UNIT 1

Page 8 / Activity 1A: 1. Canada 2. Türkiye 3. Britain 4. India 5. Spain

Page 9 / Activity 1B: Answers are given in red in the script of Track 1.1.

Page 11 / Activity 2A

Carol: 11 – the USA – American – English

Chao: 10 – China – Chinese – Chinese, English

Page 11 / Activity 3A: Answers are given in red in the script of Track 1.2.

Page 14 / Activity 5C: 1. double English, double social studies and double art

2. On Monday and on Friday 3. On Monday and on Friday

Page 15 / Activity 6A: 1. b 2. c 3. b 4. a 5. b 6. c

Page 17 / Activity 1: 1. Türkiye 2. Britain 3. Italy 4. France 5. Germany 6. the USA

Page 17 / Activity 2: 1. maths 2. science 3. English 4. art 5. social studies 6. physical education

Page 18 / Activity 3: 1. Australian – thirteen – English – art 2. Turkish – eleven – Turkish – English – Turkish – maths 3. Egyptian – ten – Arabic – English – English – I.T.

Page 19 / Activity 5: **Monday:** maths – science – double P.E. **Tuesday:** social studies – art – double English **Wednesday:** drama – double maths – music **Thursday:** English – art – double science **Friday:** double French – double I.T.

Page 20 / Activity 6: 1. Maths, science and double P.E. 2. On Monday and on Wednesday. 3. No, he doesn't. 4. French and I.T. 5. Twenty classes.

Page 20 / Activity 7: 1. Pelin likes music. She can play the piano. 2. Mark enjoys science. He can do experiments. 3. Steve, Jack and Mert love P.E. They can play basketball.

UNIT 2

Page 22 / Activity 1A: 1. bakery 2. bus stop 3. police station 4. playground 5. toy shop 6. café 7. bookshop 8. barber's

Page 23 / Activity 1B: 1. on 2. opposite 3. between 4. in front of 5. next to 6. behind

Page 23 / Activity 1C: 1. It's next to the bakery/in front of the police station. 2. It's opposite the school/between the hospital and the bookshop. 3. It's opposite the bakery/next to the bookshop.

Page 24 / Activity 2A: 1. swimming pool 2. mosque 3. grocery 4. café

Page 24 / Activity 2B: 1. b 2. a 3. b 4. a

Page 27 / Activity 4B: 1. right – next to 2. Sesame Road – grocery

Page 27 / Activity 5A: Answers are given in red in the script of Track 2.3.

Page 28 / Activity 5A: 1. In front of the Pink Café. 2. In front of the library. 3. To the library.

Page 29 / Activity 7A: İstanbul

Page 29 / Activity 7B: 1. Topkapı Sarayı 2. Sultan Ahmet Cami 3. Kapalı Çarşı 4. 15 Temmuz Şehitler Köprüsü

Page 31 / Activity 1: 1. toy shop 2. Isn't – grocery 3. she isn't – bookshop

Page 32 / Activity 2: 1. park 2. police station 3. café 4. bank – bakery 5. grocery

Page 32 / Activity 3: 1. Library 2. Grocery 3. Police station 4. Internet café

Page 33 / Activity 4: 1. Excuse me 2. The cinema 3. straight ahead 4. turn right 5. Thanks 6. welcome

Page 34 / Activity 6: 1. c 2. b 3. b 4. a 5. a 6. b 7. c 8. a

UNIT 3

Page 37 / Activity 1A: **Nancy:** do magic, do origami, dance **Jim:** play keepy uppy, rollerblade, sing songs **Jane:** play the guitar

Page 38 / Activity 2A: 1. playing hopscotch 2. playing hide and seek 3. playing blind man's buff 4. playing video games 5. doing puzzles 6. paying checkers

Page 39 / Activity 2B: 1. Yes, she does.

2. No, he can't. 3. No, she doesn't. 4. Doing puzzles. 5. Playing checkers.

Page 42 / Activity 5A: 1. b 2. h 3. d 4. c 5. f 6. a 7. i 8. e 9. g

Page 43 / Activity 5B: 1. a 2. b 3. a 4. a 5. b 6. a 7. b

Page 45 / Activity 1: 1. camping 2. playing tennis 3. ice skating 4. playing hide and seek 5. playing blind man's buff 6. collecting stamps 7. playing soccer/football 8. playing chess 9. riding bikes/bicycles

Page 45 / Activity 2: 1. Do you play computer games? 2. My hobbies are playing tennis and chess. 3. What is your favourite game? 4. We don't enjoy collecting stamps. 5. My sister hates playing hide and seek. 6. Can your mum and dad play chess?

Page 46 / Activity 3: **Abhay:** Playing hide and seek **Martha:** Collecting stamps

Page 46 / Activity 4: 1. Outdoor. 2. The it turns his/her back and counts. 3. They hide. 4. They are from different countries. 5. Stamps. 6. She has eighty-five stamps.

Page 47 / Activity 6: **Ted:** hiking, taking photos, tennis, basketball, chess **Ahmet:** hiking, taking photos, dodgeball **Paul:** swimming, dodgeball

Page 47 / Activity 7: Her name is Mary Jane. She is from Canada. She likes ice skating, riding a horse and playing tennis. She doesn't like playing video games, doing puzzles or playing soccer.

UNIT 4

Page 50 / Activity 1A: 1. e 2. d 3. a 4. h 5. c 6. f 7. g 8. b

Page 51 / Activity 1C: 1. f 2. a 3. g 4. e 5. c 6. d 7. b 8. h

Page 52 / Activity 2A: 7.15 – 7.30 – 8.20 – 8.30 – 12.00 – 3.00

Page 52-53 / Activity 2B: 1. e 2. d 3. a 4. c 5. g 6. f 7. h 8. b

Page 55 / Activity 5A: 1. At the university. 2. By train.

Page 55 / Activity 5B: 6.30 gets up, 7.10 cat-

ches the train, 8.30 his classes start, 4.30 his classes finish, 7.15 comes back home, 12.00 goes to bed

Page 55 / Activity 5C: 1. At half past six. 2. No. He has breakfast on the train. 3. At half past eight. 4. He goes to the library. 5. He goes to his bedroom and studies.

Page 57 / Activity 7A: 1. Semra 2. Hasan 3. Meryem

Page 57 / Activity 7B: Berke has dinner, talks about his day, does his homework and goes to bed. His father comes home, has dinner, talks about his day and helps Berke. His mother comes home, has dinner and talks about her day. His grandmother has dinner, talks about her day and tells Berke great bedtime stories.

Page 59 / Activity 1: 1. e 2. g 3. a 4. d 5. f 6. h 7. b 8. c

Page 59 / Activity 2: 1. It's quarter past twelve. 2. It's half past six. 3. It's twenty past eight. 4. It's half past ten. 5. It's quarter to ten. 6. It's ten o'clock. 7. It's half past one.

Page 60 / Activity 3: 6 – 4 – 1 – 7 – 2 – 3 – 5

Page 60 / Activity 4: 1. Around 10 o'clock. 2. He does his homework and goes online. 3. At 12.15. 4. No, he doesn't. 5. Yes, he does. 6. At 8.20.

Page 61 / Activity 5: 1. d 2. e 3. k 4. i 5. b 6. j 7. a 8. c 9. f 10. h 11. l 12. g

Page 62 / Activity 7: 1. e 2. f 3. c 4. b 5. a 6. d

UNIT 5

Page 65 / Activity 1A: 1. c 2. e 3. a 4. d 5. b 6. f

Page 66 / Activity 2A: 1. She is in her bed/at home. 2. She is ill.

Page 67 / Activity 2C: 1. True 2. False 3. True

Page 67 / Activity 3A: 1. c 2. d 3. b 4. a

Page 68 / Activity 4A: Answers are given in red in the script of Track 5.2.

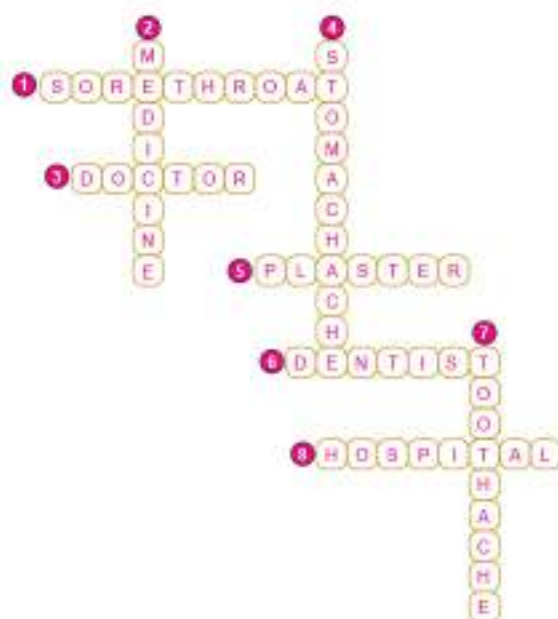
Page 68 / Activity 4C: 1. False 2. True 3. False 4. True 5. True 6. False

Page 69 / Activity 5B: We should wash our

hands. We shouldn't drink cola. We should eat fruit and vegetables. We shouldn't eat lots of sweets. We should brush our teeth. We should drink water and fruit juice. We should have breakfast every morning. We shouldn't go to bed late. We shouldn't play outside on cold days.

Page 71 / Activity 7: 1. a 2. b 3. b 4. c 5. a 6. b 7. a 8. b

Page 73 / Activity 1:



Page 74 / Activity 2: 1. See the dentist. 2. Drink lots of luke-warm water. 3. Don't listen to loud music. 4. Don't carry heavy things.
Page 75 / Activity 4: the fever – school – bed – soup – lemon and mint tea – playground – terrible

Page 75 / Activity 5: **Illness:** Fever **DOS:** stay in bed and rest, eat vegetable soup, drink lots of lemon and mint tea **DONT'S:** go to school, go to the playground

Page 76 / Activity 6: 1. b 2. a 3. d 4. c

UNIT 6

Page 79 / Activity 1A: 1. a 2. a 3. b 4. a 5. b 6. b

Page 81 / Activity 2B: Spy Kids

Page 81 / Activity 2C: 1. It's a comedy and adventure movie. 2. There are two children. 3. Their mum and dad are spies.

Page 82 / Activity 3A: 1. brave 2. beautiful 3. rude 4. lazy 5. strong 6. scary

Page 82 / Activity 3B: **Jenny:** Merida – she is brave – **Shrek** – he is rude **Akio:** Superman – he is strong – **Dracula** – he is scary

Page 84 / Activity 6B: (She wants to watch) *Spirited Away*.

Page 85 / Activity 6C: 1. b 2. a 3. a 4. b

Page 87 / Activity 1: 1. (She lives) in the Alps. 2. (Her friends are) Peter, Clara and the sheep. 3. (He can) do magic. 4. Yes, he does.

Page 88 / Activity 3: 1. (They are) at home. 2. (They are watching) a comedy.

Page 88 / Activity 4: 1. a movie 2. What type of 3. a comedy 4. funny 5. watch

Page 88 / Activity 5: 1. False 2. True 3. False 4. True

Page 89 / Activity 6: 1. beautiful 2. good 3. kind 4. hardworking

Page 89 / Activity 7: 1. b 2. a 3. d 4. c

UNIT 7

Page 92 / WARM UP: Answers are given in red in the script of Track 7.1.

Page 93 / Activity 1C: Answers are given in red in the script of Track 7.2.

Page 94 / Activity 2A: On Saturday – 12 o'clock – my home

Page 95 / Activity 3A: 1. g 2. c 3. e 4. b 5. a 6. f 7. h 8. d

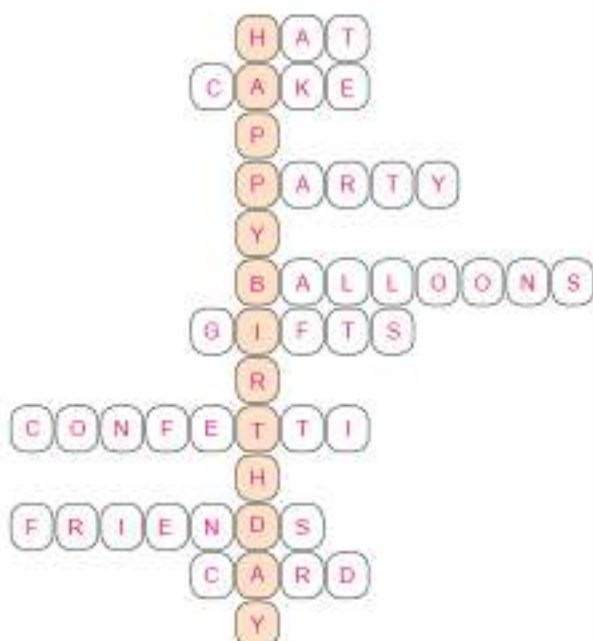
Page 95 / Activity 3A: Shopping List: confetti, balloons, party hats, a birthday cake, beverages

Page 96 / Activity 3C: 1. Larry's mother must order the cake. 2. Larry, his mother and his father must decorate the party room. 3. Larry's mother must make cookies. 4. Larry's father must take photos. 5. Larry, his mother and his father must clean the party room.

Page 97 / Activity 4B: 1. True 2. True 3. False 4. False 5. True

Page 98 / Activity 5A: Answers are given in red in the script of Track 7.4.

Page 101 / Activity 1:



Page 102 / Activity 2: a) AUGUST b) DECEMBER c) MARCH d) SEPTEMBER e) APRIL f) JULY g) NOVEMBER h) MAY i) JUNE j) JANUARY k) OCTOBER l) FEBRUARY

Page 102 / Activity 3: JANUARY – FEBRUARY – MARCH – APRIL – MAY – JUNE – JULY – AUGUST – SEPTEMBER – OCTOBER – NOVEMBER – DECEMBER

Page 103 / Activity 5: It's on 21st May. – At 3 o'clock in the afternoon. – At 18 West Line.

Page 104 / Activity 7: 1. May 2. winter 3. beverages 4. study 5. Hi!

UNIT 8

Page 107 / Activity 1A: 1. Janet 2. Pam 3. Brad

Page 107 / Activity 1B: 1. True 2. True 3. False 4. False 5. False

Page 108 / Activity 2A: 1. Can you repeat that, please? 2. I'm sorry, but I can't ride a horse. 3. Horse riding is difficult, isn't it? 4. Let's try it.

Page 108 / Activity 2B: 1. His uncle (is calling him). 2. He wants to go horse riding with Allen. 3. No, he can't. 4. No, it isn't.

Page 109 / Activity 3B: 1. Nevin. 2. Ice skating

Page 109 / Activity 3C: 1. do his homework 2. climb walls 3. other plans

Page 111 / Activity 6A: 1. swimming 2. climbing 3. sailing 4. running 5. diving 6. cycling

Page 111 / Activity 6A: Answers are given in red in the script of Track 8.5.

Page 112 / Activity 7B: 1. table tennis 2. volleyball 3. soccer

Page 113 / Activity 7C: Sheila: volleyball, a ball, two teams with six players in each, hit the ball with hands Ali: table tennis, a ball and two rackets, two players, hit the ball with rackets

Page 113 / Activity 8: 1. e 2. g 3. h 4. d 5. b 6. c 7. a 8. f

Page 115 / Activity 1: 1. h 2. a 3. i 4. c 5. e 6. d 7. g 8. f 9. b

Page 116 / Activity 2: Italy – ten – brothers – bike/bicycle – basketball – skateboarding – camping – swimming – ice skating – soccer/football

Page 116 / Activity 3: 1. She is from Italy. 2. She has two brothers and one sister. 3. David. 4. She likes camping and swimming. 5. Ice skating and playing soccer/football.

Page 117 / Activity 4: 1. a 2. c 3. d 4. e 5. b

Page 117 / Activity 5: 1. True 2. False 3. True 4. True 5. False 6. False

UNIT 9

Page 121 / Activity 1B: 3 - 2 - 1 - 5 - 4 - 6

Page 121 / Activity 1C: 1. f 2. c 3. e 4. d 5. b 6. a

Page 122 / Activity 2B: 1. Jenny's mum and her little brother Paul 2. Jenny's sister Lisa 3. Jenny 4. Jenny's dad

Page 122 / Activity 2C: 1. False 2. False 3. True 4. True

Page 123 / Activity 2D: 1. They are feeding the rabbit. 2. It is climbing a tree. 3. She is giving water to the dog. 4. They are swimming in the lake. 5. She is riding a horse.

Page 123 / Activity 3A: 1. b 2. a 3. a 4. b

Page 124 / Activity 3C: 1. Anne is feeding a rabbit. 2. Dad is feeding the ducks. 3. Mum is preparing lunch. 4. The cats are sleeping. 5. The ducks are swimming. 6. Linda, Kate and Sue are skipping rope. 7. Sam and Joe are playing with the dogs. 8. The birds are flying.

Page 125 / Activity 4A: Answers are given in red in the script of Track 9.4.

Page 126 / Activity 4B: 1. True 2. False 3. True 4. True 5. False 6. True

Page 129 / Activity 1:

Q	L	S	Q	U	I	R	R	E	L	X
S	H	M	T	O	U	D	O	M	Y	D
T	O	E	I	D	O	G	O	O	F	O
O	R	U	N	D	U	C	K	N	I	L
R	S	T	U	R	T	L	E	K	S	P
K	E	S	N	I	U	P	R	E	H	H
B	A	C	F	R	O	G	L	Y	I	I
R	A	B	B	I	T	J	E	R	G	N
U	B	U	T	T	E	R	F	L	Y	W

Page 130 / Activity 2: 1. a 2. a 3. b 4. b 5. a 6. b 7. a 8. b

Page 131 / Activity 4: are playing with the dog – is examining the horse – are washing the dog – are feeding the rabbit – is donating money

Page 132 / Activity 6: 1. Can we take the dogs home? 2. Can we donate money to the animal shelter? 3. Can I feed the goat? 4. Can I adopt the rabbit? 5. Can we go to the zoo? 6. Can we take the dog for a walk?

UNIT 10

Page 135 / Activity 1B: 1. B 2. C 3. A

Page 136 / Activity 1C:

Harry: the USA – 13 - Independence Day - decorate their homes and streets with American flags and watch the fireworks

Zheng: China – 15 - Chinese New Year - clean and decorate their homes with red decorations and attend parades in dragon and lion costumes

Almina: Türkiye – 11 - Children's Day - read poems, sing songs, perform dances and acrobatics and meet children from different countries

Page 136 / Activity 1D: 1. True 2. False 3. True 4. False 5. False 6. True 7. True 8. False

Page 136 / Activity 1E: 1. C 2. A 3. B 4. D

Page 137 / Activity 2B: 4 – 2 – 1 – 6 – 3 – 5

Page 138 / Activity 2C: 1. It's a religious festival. 2. Three days. 3. They go to the mosque, visit their relatives, eat lots of deserts and give children pocket money. 4. It's baklava.

Page 139 / Activity 5A: d – a – h – f – e – i – g – j – b – c

Page 140 / Activity 5B: Answers are given in red in the script of Track 10.4.

Page 140 / Activity 5B: 1. Fifteen days. 2. 40 singers. 3. 125 people. 4. 320 people. 5. 625 people.

Page 141 / Activity 6: two hundred and seventy-five – five hundred – a hundred and seventy-nine – a hundred – six hundred and one – seven hundred – nine hundred

Page 143 / Activity 1: 1. Independence Day 2. Eid 3. Youth and Sports Day 4. Chinese New Year

Page 144 / Activity 3: 1. five hundred and fifty-five 2. seven hundred 3. seven hundred 4. nine hundred and fifty

Page 145 / Activity 4: 1. 26 2. 586 3. 300 4. 150

VOCABULARY

UNIT 1

Arabic
art
Australia
Australian
Britain
British
Canada
Canadian
China
Chinese
country
double
drama
Egypt
Egyptian
elementary school
France
French
Germany
German
high school
information
technology (I.T.)
Italy
Italian
Japan
Japanese
language
live
maths
nationality
Norway

Norwegian
physical education
science
secondary school
social studies
Spain
Spanish
speak
timetable
Turkey
Turkish
world

next to
opposite
pharmacy
post office
right
road
station
straight
street
swimming pool
theatre
toy shop

UNIT 2

bank
bakery
barber's
behind
between
bookshop
bus stop
butcher
cinema
corner
fire station
grocery
hospital
in front of
left
library
mosque
museum
near

UNIT 3

band
blind man's buff
camping
checkers
chess
Chinese whispers
collecting stamps
dance
dodgeball
fishing
hide and seek
hopscotch
ice skating
keepy uppy
magic
musical instrument
origami
rollerblading

sculpting
talent show
tic-tac-toe

UNIT 4

afternoon
arrive
breakfast
brush
cafeteria
comb
days of the week
(Monday, Tuesday,
Wednesday,
Thursday, Friday,
Saturday, Sunday)
dinner
drink
early
evening
every
face
feed
get dressed
get on
get up
half
late
listen
lunch
make bed
online
piano
quarter
take

teeth
training
watch
weekend

UNIT 5

back
backache
blanket
broken
cold
cough
cut
dentist
feel
fever
flu
germ
Get well soon.
headache
hot water bottle
hurt
ice bag
ill
illness
medicine
mint
need
plaster
sneeze
stomach
stomachache
sore throat
toothache

UNIT 6

action
adventure
animation
beautiful
brave
cartoon
comedy
coward
evil
fantasy
fairy tale
fearful
funny
hardworking
honest
horror
kind
lazy
love
movie
power
rude
scary
science fiction
smart
strong
special
spy
think
type
ugly
weak

UNIT 7

balloon
beverage
birthday
cake
camera
clown
confetti
cookie
decoration
fruit
gift
invitation
invite
months of the
year (January,
February, March,
April, May, June,
July, August,
September,
October,
November,
December)
party
Take care.

UNIT 8

diving
exercise
fitness
goal
gymnastics
hiking
horse riding
jogging

kick
pick up
player
sailing
skiing
shoot
skateboarding
snowboarding
team
wall climbing
work out

UNIT 9

adopt
bark
butterfly
donate
duck
examine
feed
frog
help
imitate
kitten
lake
monkey
parrot
puppy
rabbit
sheep
shelter
sleep
squirrel
stork

turtle
vet (veterinary)
visit
wing
dolphin

UNIT 10

acrobatics
celebrate
Children's Day
Chinese New Year
costume
dragon
Eid
festival
firework
folk
Independence Day
parade
perform
pocket money
poem
Ramadan
relative
religious
Republic Day
thousand
traditional
Victory Day
Youth and Sports
Day

REFERENCES

Ellis, R. Methodological Options in Grammar Teaching Materials. In E. Hinkel and S. Fotos (eds.), *New Perspective on Grammar Teaching in Second Language Classrooms* (pp.17-34). Mahwah, New Jersey: Lawrence Erlbaum Associates Inc, 2002.

Gok, S. O. What Really Shapes Materials. Unpublished MA Dissertation. University of Leicester, UK, 2011.

İngilizce Dersi Öğretim Programı (İlkokul ve Ortaokul 2, 3, 4, 5, 6, 7 ve 8. Sınıflar). Ankara: Millî Eğitim Bakanlığı, 2018.

McGrath, I. *Materials Evaluation and Design for Language Teaching*. Edinburgh: Edinburgh University Press, 2002.

Tomlinson, B. (ed.) *Developing Materials for Language Teaching*. London: Continuum, 2003.

VISUAL REFERENCES

The visuals on the following pages were purchased from www.shutterstock.com: 7, 8, 9, 11, 12, 15, 17, 19, 20, 21, 22, 28, 31, 33, 35, 36, 37, 38, 40, 42, 45, 46, 47, 48, 49, 51, 52, 55, 57, 62, 63, 67, 70, 73, 74, 75, 77, 88, 89, 90, 91, 94, 96, 99, 101, 103, 105, 106, 107, 108, 109, 110, 111, 112, 113, 115, 116, 117, 119, 122, 123, 129, 131, 132, 133, 134, 135, 140, 143, 144, 149, 151, 153

The visuals on the following pages were purchased from www.fotolia.com: 13, 16, 33, 34, 58, 70, 95, 104, 130, 139

The visuals on the following pages were drawn by the artists of our publishing house: 8, 10, 14, 23, 25, 26, 28, 32, 50, 51, 52, 53, 54, 56, 59, 65, 66, 68, 76, 81, 93, 94, 96, 97, 98, 121, 124, 125, 126, 127, 137, 141, 157

Visuals from other resources are as follows:

Page 78

https://www.iceposter.com/posters/The_Lion_King_movie_posters – (14.12.2017)

<http://yuganthijayasinghe.blogspot.com/2013/09/cinderella.html> – (18.12.2017)

http://ofpof.com/content/zq3d5c0qvt/hababam-sinifinin-filmiyle-kitabi-arasindaki-fark-lar_780x437.jpg – (02.06.2018)

<http://www.schoolofdragons.com/how-to-train-your-dragon/httyd-2> – (24.12.2017)

<http://www.internethaber.com/turk-sinemasinin-efsanelerinden-keloglan-bakin-simdi-ne-halde-foto-galerisi-1581701.htm> – (11.12.2017)

Page 79

<http://bestvseries.com/jurassic-world-2-contest-marks-jurassic-park-anniversary/> – (06.12.2017)

<http://pirates.disney.com/movies> – (18.12.2017)

<http://www.imdb.com/title/tt0969250/mediaviewer/rm2504496128> – (11.12.2017)

<http://www.triplezed.com/blog/there-here-free-triplezed-vs-gremlins-stickers> – (07.12.2017)

<http://www.imdb.com/title/tt0366548/> – (14.12.2017)

<http://tvtropes.org/pmwiki/pmwiki.php/Disney/TheLittleMermaid> – (05.12.2017)

Page 80

<http://www.blu-ray.com/movies/The-Smurfs-3D-Blu-ray/28524/> – (07.12.2017)

<https://movieweb.com/movie/the-incredibles/> – (18.12.2017)

<https://www.common sense media.org/movie-reviews/shrek> – (24.12.2017)

<http://lol.disney.com/games/disney-fairies-linker-bell-and-the-lost-treasure-video-game> – (04.12.2017)

<http://www.imdb.com/title/tt0227538/mediaviewer/rm3715436032> – (07.12.2017)

<http://unutulmazfilmler.co/spirited-away-ruhlarin-kacisi.html> – (24.12.2017)

<http://www.dr.com.tr/Film/Muppets-Most-Wanted-Muppets-Araniyor/Cizgi-Film-Animasyon/Animasyon/urunno=0000000692611> – (14.12.2017)

<https://childrenandmedia.org.au/movie-reviews/movies/spy-kids-all-the-time-in-the-world> – (07.12.2017)

<http://www.imdb.com/title/tt1172571/> (07.12.2017)

Page 87

<http://www.animationmagazine.net/home-entertainment/studio-100-svensk-filmindustri-ink-heidi-deal/> – (18.12.2017)

<https://www.ticketmaster.nl/artist/harry-potter-the-exhibition-tickets/968059?language=en-us> – (14.12.2017)