

İLKOKUL 1. SINIF

İLK OKUMA VE YAZMA ÇALIŞMA KİTABI 2. KİTAP

YAZARLAR

Akile AVCI
Berna ARGÜN
Güldeniz ÇELİK



T.C. MİLLÎ EĞİTİM
BAKANLIĞI

MİLLÎ EĞİTİM BAKANLIĞI YAYINLARI : 7260
YARDIMCI VE KAYNAK KİTAPLAR DİZİSİ : 1357

Her hakkı saklıdır ve Millî Eğitim Bakanlığına aittir. Kitabın metin, soru ve şekilleri kısmen de olsa hiçbir surette alınıp yayımlanamaz.

Editör

Prof. Dr. Sabri SİDEKLİ

Dil Uzmanı

Murat AKTÜRK

Görsel Tasarım Uzmanları

Selim SÜRGİT

Gökhan YILMAZEL

Katkı Sağlayanlar

Süleyman TÜRKER

Kamil TİLKİ

Fatma KARAFİLİK

Bu yayın UNICEF'in desteği ile hazırlanmıştır.

ISBN 978-975-11-5305-0

Talim ve Terbiye Kurulu Başkanlığının 19.03.2020 tarih ve 5695625 sayılı yazısı ile
Temel Eğitim Genel Müdürlüğünün 24.03.2020 tarih ve 5854004 sayılı Makam Onayı doğrultusunda
öğrencilerin istifadesine sunulmuştur.



İSTİKLÂL MARŞI

Korkma, sönmez bu şafaklarda yüzen al sancak;
Sönmeden yurdumun üstünde tüten en son ocak.
O benim milletimin yıldızıdır, parlayacak;
O benimdir, o benim milletimindir ancak.

Çatma, kurban olayım, çehreni ey nazlı hilâl!
Kahraman ırkıma bir gül! Ne bu şiddet, bu celâl?
Sana olmaz dökülen kanlarımız sonra helâl.
Hakkıdır Hakk'a tapan milletimin istiklâl.

Mehmet Âkif Ersoy

ANDIMIZ

Türküm, doğruyum, çalışkanım.


İlkem küçüklerimi korumak, büyüklerimi saymak;
yurdumu, milletimi özümnden çok sevmektir.
Ülküm yükselmek, ileri gitmektir.

Ey Büyük Atatürk!

Açtığın yolda, gösterdiğin hedefe durmadan
yürüyeceğime ant içerim.

Varlığım Türk varlığına armağan olsun.

Ne mutlu Türküm diyene!



MUSTAFA KEMAL ATATÜRK

İÇİNDEKİLER

Organizasyon Şeması.....	8
Boyama Etkinliği.....	10
O Harfi.....	11
Rakamlar (6).....	30
M Harfi.....	31
Rakamlar (7).....	49
U Harfi.....	50
Rakamlar (8).....	67
T Harfi.....	68
Rakamlar (9).....	85
Ü Harfi.....	86
Rakamlar (0).....	103
Y Harfi.....	104
Ö Harfi.....	126
R Harfi.....	142
I Harfi.....	160

D Harfi.....	178
S Harfi.....	196
B Harfi.....	214

Harf Tasarım Çalışmaları

O.....	233
M.....	235
U.....	237
T.....	239
Ü.....	241
Y.....	243
Ö.....	245
R.....	247
İ.....	249
D.....	251
S.....	253
B.....	255

ORGANİZASYON ŞEMASI

Karesel Metin

Oku - Boya Alanı

BAŞAK
Başak almış.
Başak şişe almış.
Başak yeşil şişe almış.
Başak beş yeşil şişe almış.
Başak marketten beş yeşil şişe almış.
Başak beş yeşil şişe almış.
Başak yeşil şişe almış.
Başak şişe almış.
Başak almış.
Başak

ş-re-i-t ş-re-k-e ü-n-g-s-e
şerit
ş-e-y-i-l e-m-s-e k-k-ş-i-a

Karışık verilen harfleri kullanarak resimlerdeki varlıkların adlarını yazınız.

Y K M Ş S L E E I		K Ş R N H E E Z A	
ŞEMSIYE			
T M Ş I M E Ş N		D L Ş N Y K E I	
O E B C L Ş	5	K V C Z I A Ş K	
J E I K Ğ Ş Ü B		S U R K D Ş	

58

59

Sayfa Numarası

Değerlendirme Etkinliği Sayfası

Harflerin Grup Renkleri

1. Grup

e l a k i n

2. Grup

o m u t ü y

3. Grup

ö r ı d s b

4. Grup

z ç g ş c p

5. Grup

h v ğ f j

Yazma Sembolü



Harfleri, kelimeleri veya cümleleri yazım ve noktalama kurallarına dikkat ederek uygun yerlere yazmanız gerektiğini anlatırım. Aynı zamanda, istenen işaret ve eşleştirmeleri yapmanız gerektiğini belirtirim.

Boyama Sembolü

Belirtilen yerleri boyamanız gerektiğini anlatırım.



Konuşma Sembolü

Belirtilen konu hakkında vurgu, tonlama ve telaffuza dikkat ederek konuşmanız gerektiğini anlatırım.



Okuma Sembolü



Verilen metinleri vurgu, tonlama ve telaffuza dikkat ederek okumanız gerektiğini anlatırım.

Yönlendirme Sembolü

Kitabın sonundaki ilgili sayfaya gitmeniz gerektiğini anlatırım.



İnceleme Sembolü




Verilen şekil, resim veya metni dikkatli bir biçimde incelemeniz gerektiğini anlatırım.

Yazı Alanı Sembolü


Harflerin boyutlarını, başlangıç ve bitiş noktalarını belirlemenize yardımcı olurum.







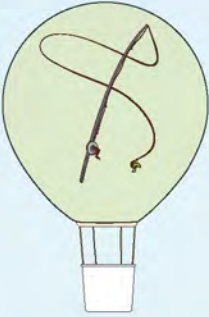


Resimde gördüklerinizi anlatınız.
Adında "o" sesi bulunan varlıkların
resimlerini boyayınız.








Adında "o" sesi bulunan varlıkları
işaretleyiniz.

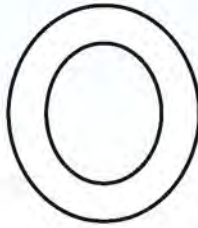
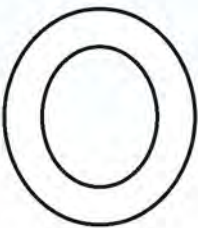
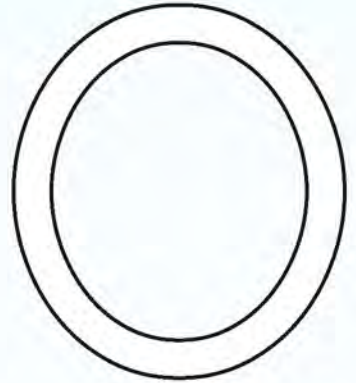
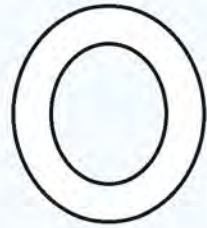
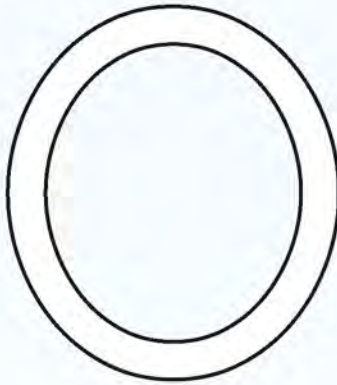
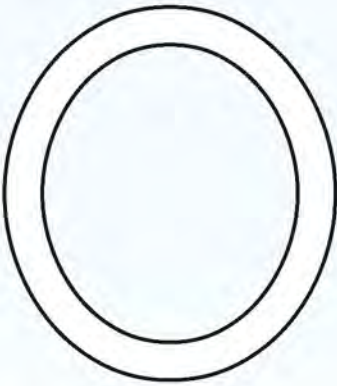
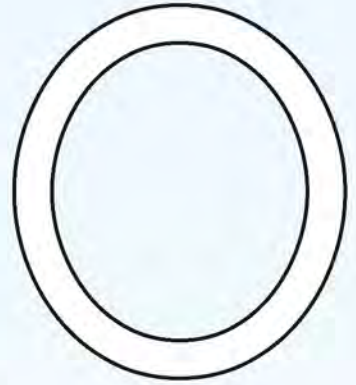
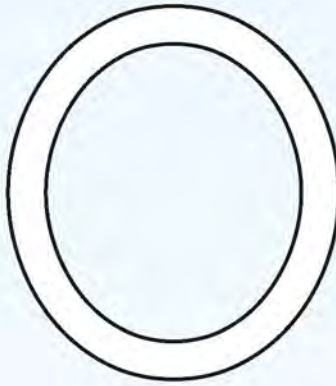
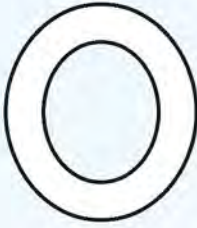
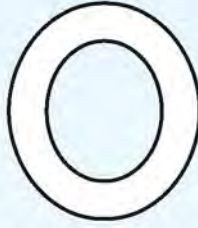
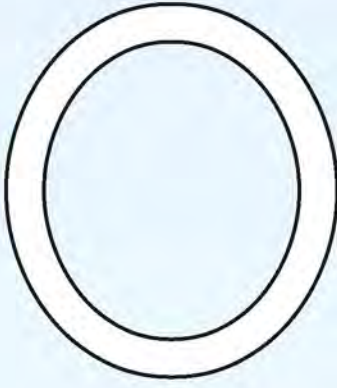




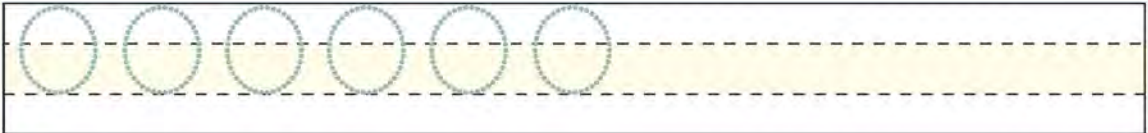
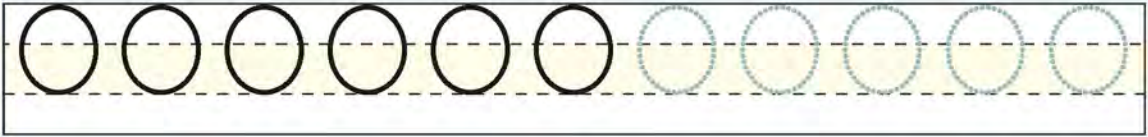
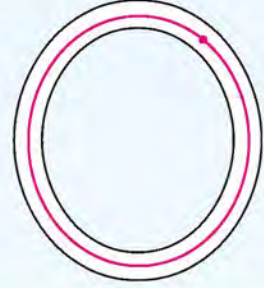
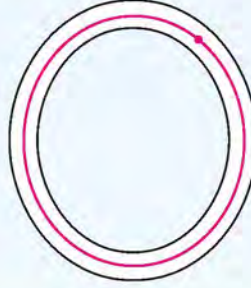
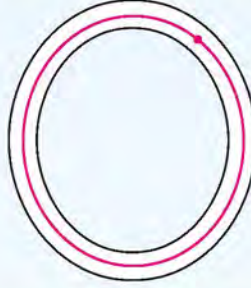
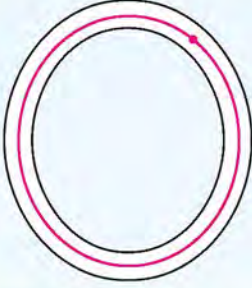
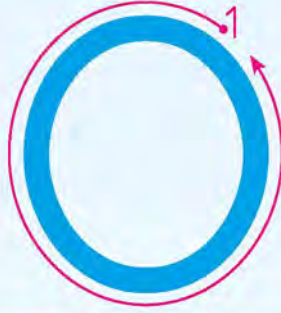


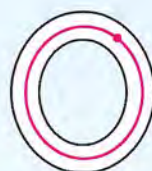
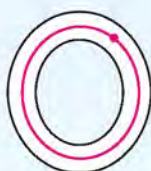
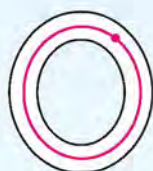
"o" sesi başta mı, ortada mı,
sonda mı? İşaretleyiniz.


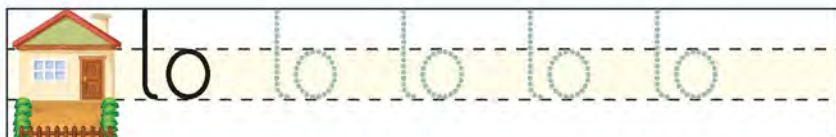
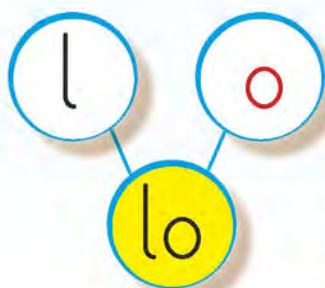



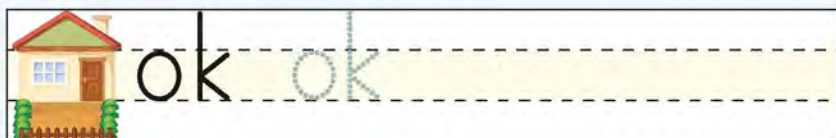
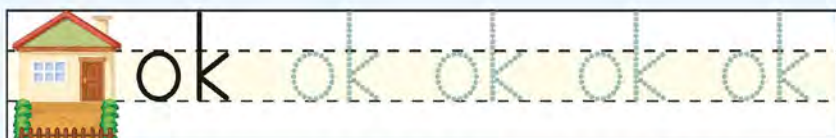
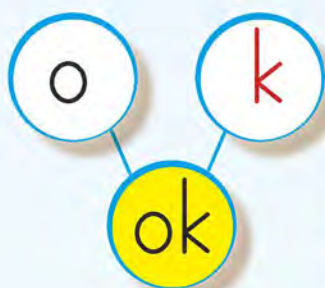

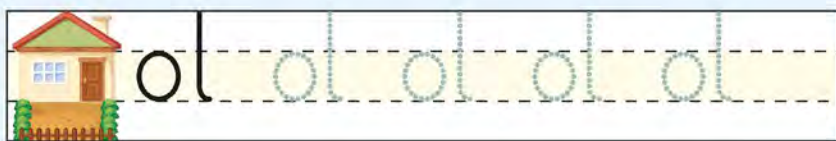
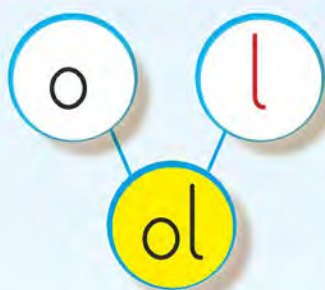
☒ ☐ ☐☐ ☐ ☐☐ ☐ ☐☐ ☐ ☐☐ ☐ ☐☐ ☐ ☐☐ ☐ ☐☐ ☐ ☐☐ ☐ ☐☐ ☐ ☐☐ ☐ ☐☐ ☐ ☐

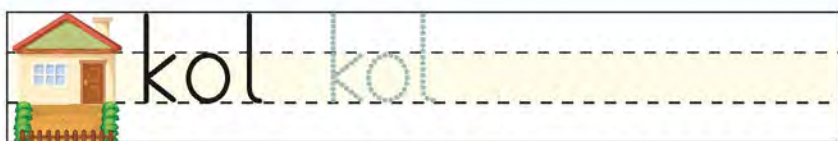
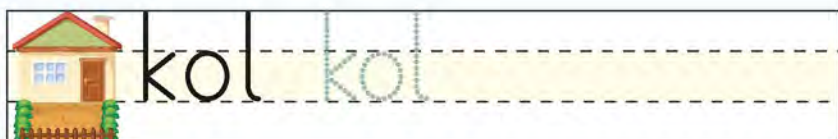


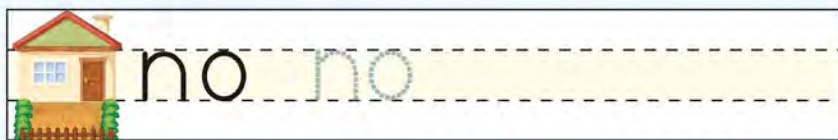

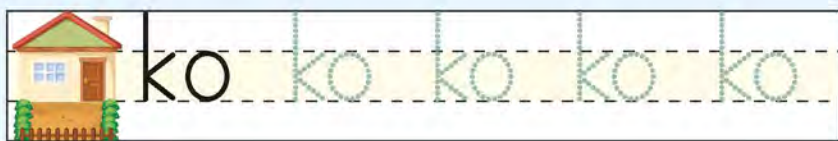
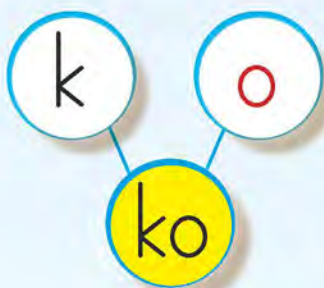



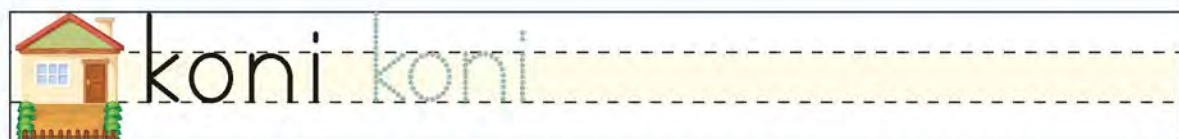


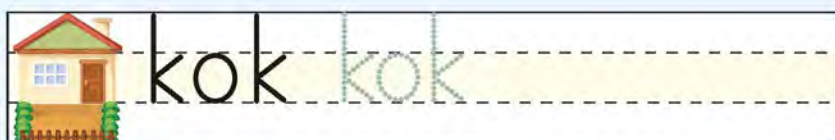
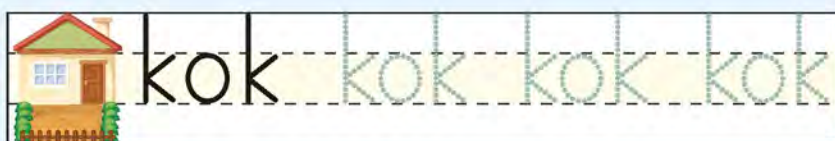
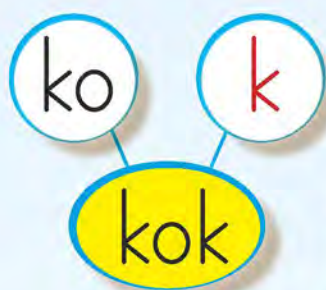












O kan
Okan



Okan Okan Okan

Okan Okan

Okan ile Ali kol kola.

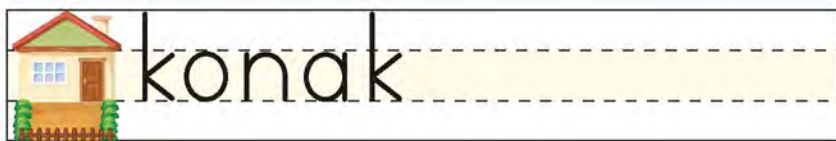

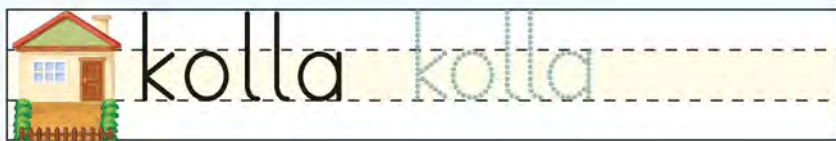
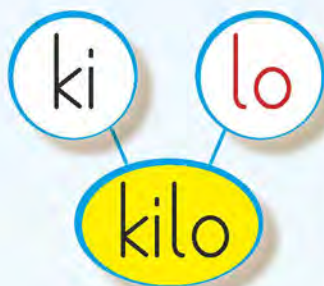
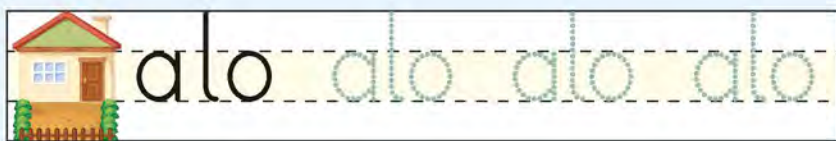
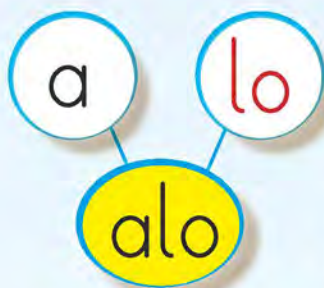
ko li
koli



koli koli koli koli koli koli

koli koli

Kenan iki koli al.



O nan
Onan



Onan Onan Onan

Onan Onan

Onan nane kokla.

kok la
kokla



kokla kokla kokla

kokla kokla

Kenan lale kokla.

Ali iki kek al.



Anne, Okan'a kek al.



Okan ile Kenan kol kola.



Soru İşareti (?)

?? ? ? ? ? ? ? ? ? ? ? ? ? ? ?

Nil eline konan ne?



Onan ile Okan kol kola.



Naile kakao al.



Nalan ailenle konakla.



Ekin nane kokla.



Nail o, konak.





OKAN

Okan nane al.

Okan, ninene nane al.

Okan nane kokla.

Kokla Okan kokla.

Nine nane kokla.

Kokla nine kokla.





KONAK

Konak al.
Okan konak al.
Okan iki konak al.
Okan laleli iki konak al.
Okan iki konak al.
Okan konak al.
Konak al.
Konak

ONAN

Onan kokla.
Onan kekik kokla.
Onan iki kekik kokla.
Onan ekili iki kekik kokla.
Onan iki kekik kokla.
Onan kekik kokla.
Onan kokla.
Onan





k o l i













10



Bulmacada gizlenen isimleri
bulup boyayınız.

O	K	A	N	N	İ	L
V	N	K	E	N	A	N
B	A	A	Y	Z	O	N
S	C	K	E	D	Ö	E
Z	L	İ	E	L	A	L
E	K	İ	N	Z	T	A
N	A	L	A	N	Z	T
O	N	A	N	L	U	S
N	A	İ	L	E	Z	N
H	C	A	K	İ	L	E

• KENAN

• ELA

• NALAN

• ONAN

• AKİLE

• NAİLE

• EKİN

• NİL

• OKAN



6 6 6 6 6 6 6 6 6 6 6 6 6 6


6 6 6 6 6 6 6 6 6 6 6 6 6 6

6 6 6 6 6 6 6 6

6









Resimde gördüklerinizi anlatınız.
Adında "m" sesi bulunan varlıkların
resimlerini boyayınız.





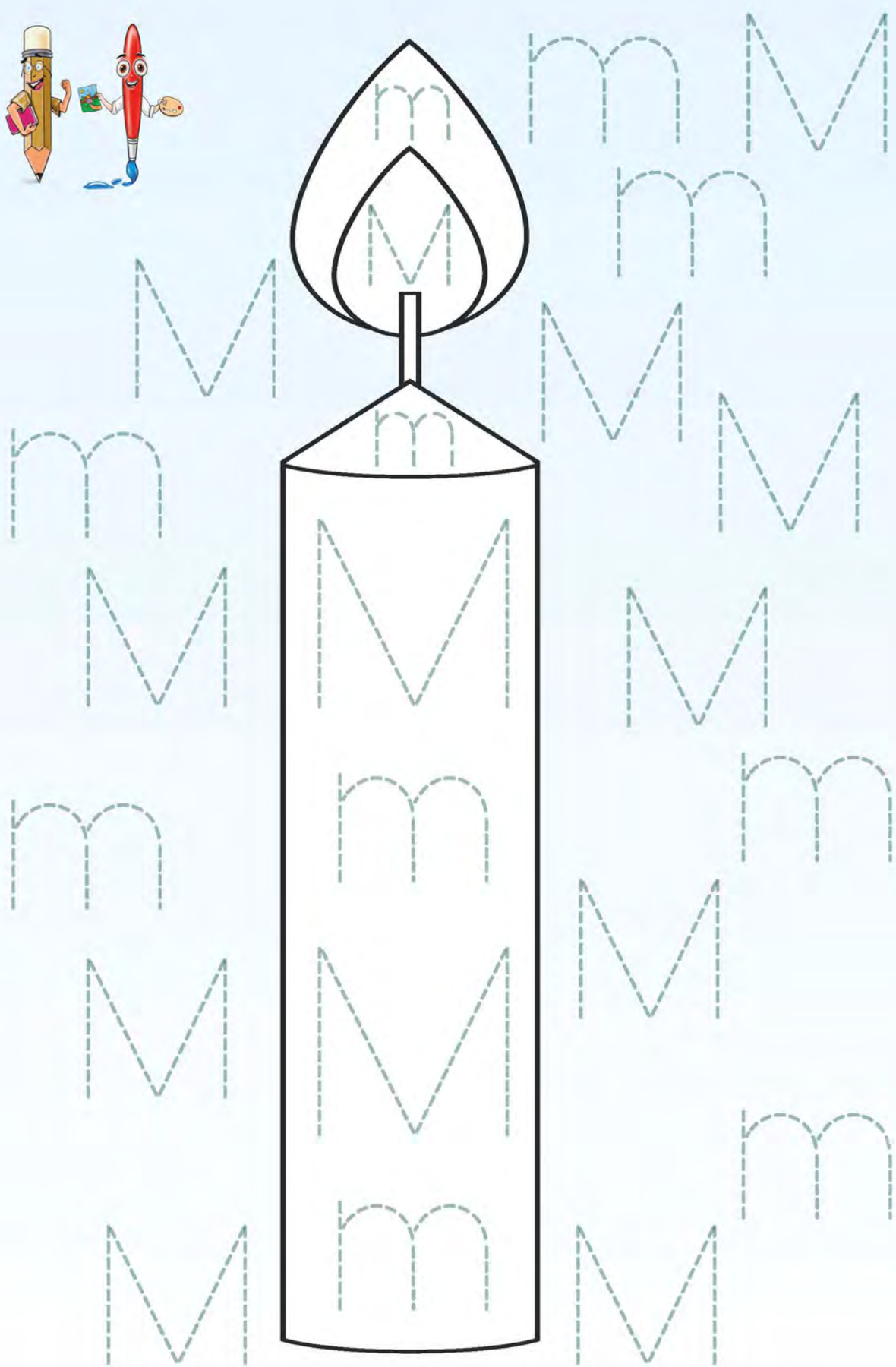

Adında "m" sesi bulunan varlıkları
işaretleyiniz.





"m" sesi başta mı, ortada mı, sonda mı? İşaretleyiniz.

☐ ☐ ☒☐ ☐ ☐☐ ☐ ☐☐ ☐ ☐☐ ☐ ☐☐ ☐ ☐☐ ☐ ☐☐ ☐ ☐☐ ☐ ☐☐ ☐ ☐☐ ☐ ☐☐ ☐ ☐





Mm




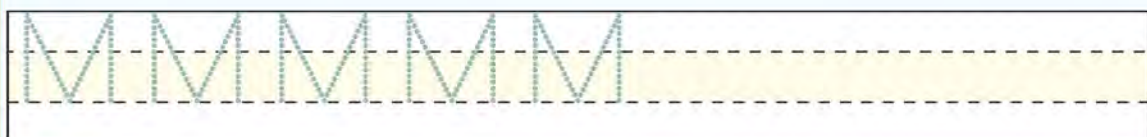
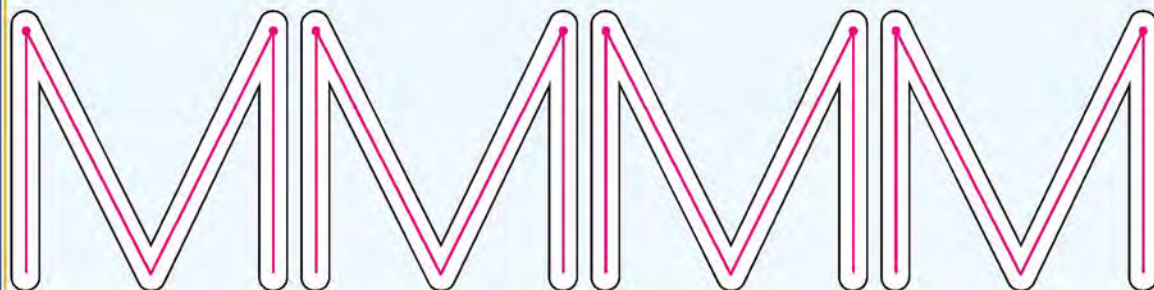
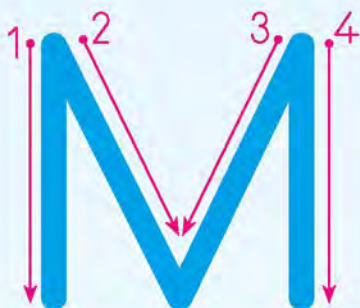
m M M M

M m

M

m m









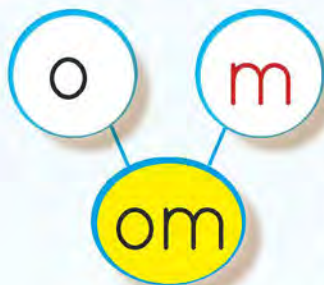
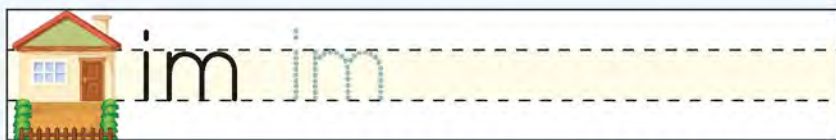
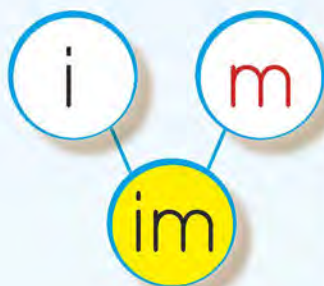


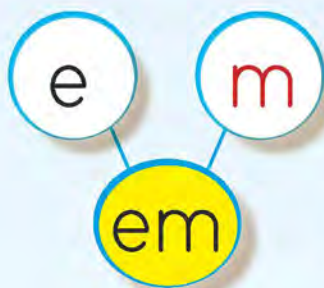








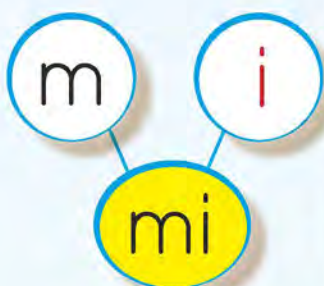

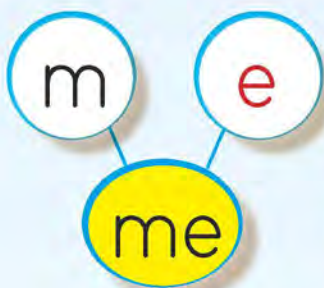
m m m m m m m m m m m m

m m m m m m m m m m m m

m m m m m m

m





ka lem
kalem



kalem kalem kalem

kalem kalem

Melike on kalem at.

ki lim
kilim



kitim kitim kitim kitim


kitim kitim

Kamil kilim kimin?

ek

mek

ekmek



ekmek ekmek ekmek



ekmek ekmek



Kemal iki ekmek al.



li

mon

limon



limon limon limon




limon limon




İlke limon alma.

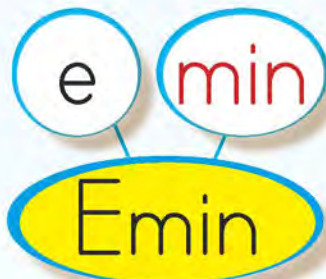




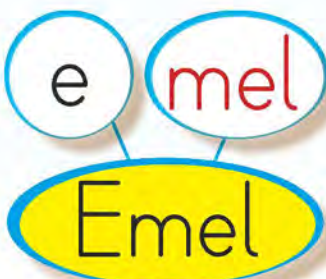
Mine



Emine



Emin



Emel

ke man
keman



keman keman keman

keman keman

mo la
mola

mola mola

mola

ke mik
kemik



kemik kemik kemik

kemik kemik

Mine o kalem kimin?



Melek on kilo limon al.



Leman'a mama al.



Emel'in kalemini alma.



Mine komik olma.



Emine Kenan'a kilim al.





MELİKE

m

Melike kalem al.

Melike on iki kalem al.

Melike iki kalemi Kemal'e al.

Melike on kalemi Leman'a al.

Emel'e kalem alma, kalemlik al.

Handwriting practice line with dashed middle line.

Handwriting practice line with dashed middle line.

Handwriting practice line with dashed middle line.

Handwriting practice line with dashed middle line.

Handwriting practice line with dashed middle line.

Handwriting practice line with dashed middle line.



MELEK

Melek al.

Melek limon al.

Melek Mine ile limon al.

Melek Mine ile on limon al.

Melek Mine ile limon al.

Melek limon al.

Melek al.

Melek



EMEL

Emel al.

Emel keman al.

Emel Ela ile keman al.

Emel Ela ile iki keman al.

Emel Ela ile keman al.

Emel keman al.

Emel al.

Emel





Kelimeleri bulutlardaki hecelerle tamamlayınız.

ka

mo

nik

ko

lok

mon

komik

ma

li

la

tem

mi



limon





Karışık olarak verilen hecelerle kelimeler oluşturunuz. Bu kelimeleri bulmacada belirtilen yerlere yazınız.

1) LEM - KA

5) MA - EL

2) MEK - EK

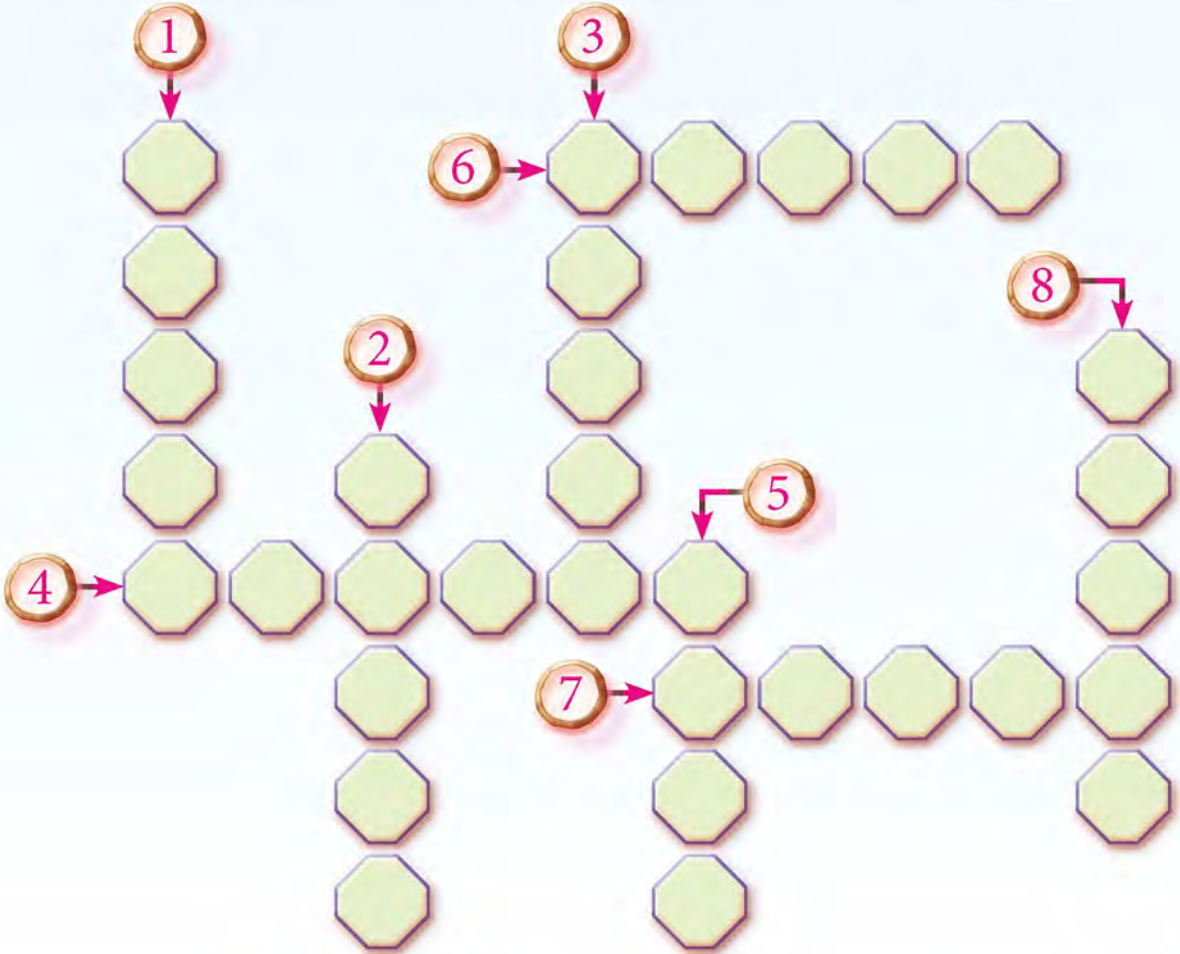
6) LİM - Kİ





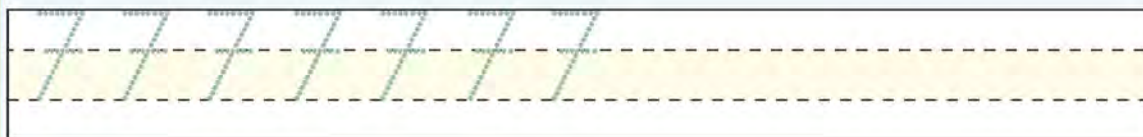
3) MAN - KE

7) MON - Lİ

4) Kİ - NE - MA


8) Mİ - E - NE







Resimde gördüklerinizi anlatınız.
Adında "u" sesi bulunan varlıkların
resimlerini boyayınız.



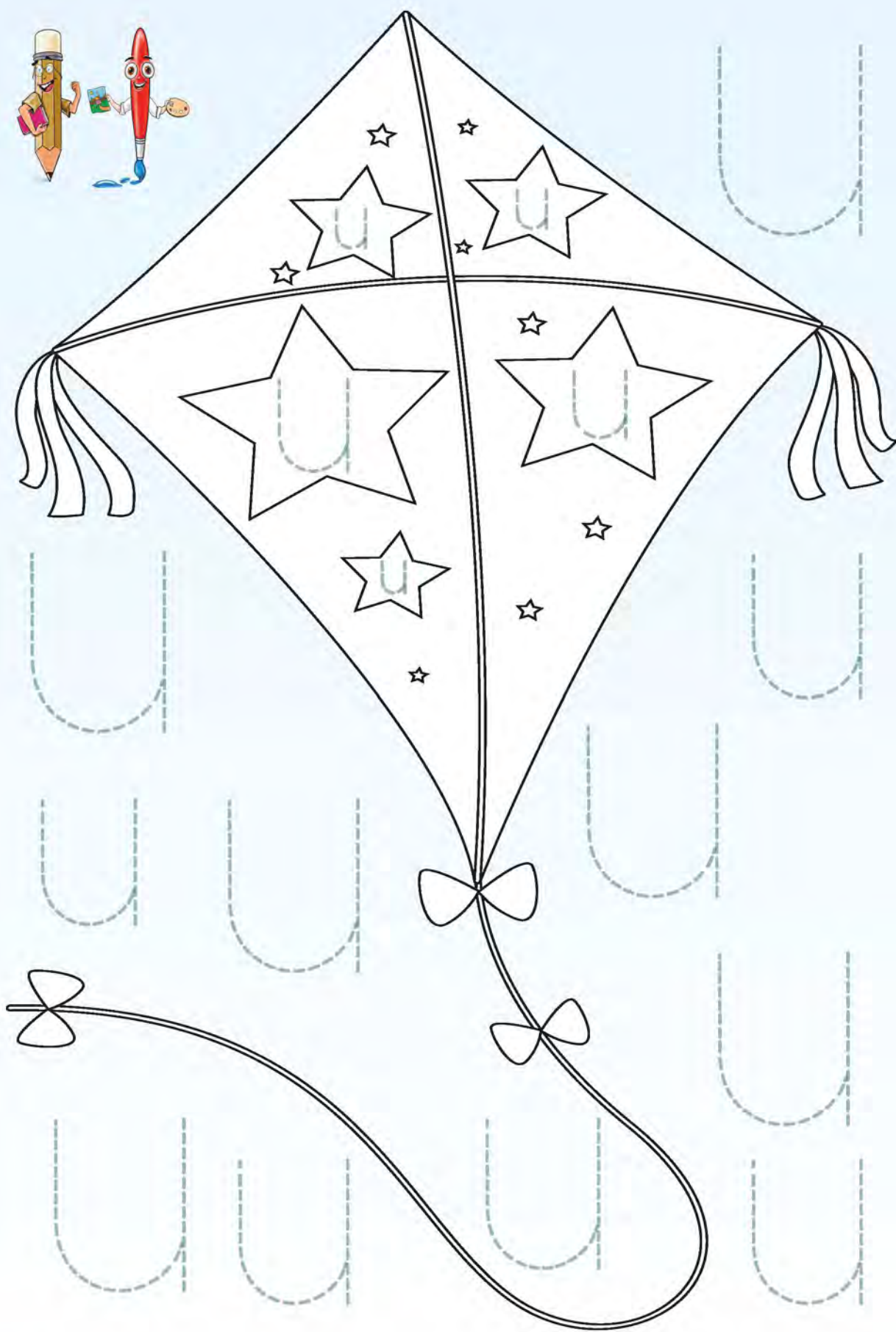


Adında "u" sesi bulunan varlıkları
işaretleyiniz.



"u" sesi başta mı, ortada mı,
sonda mı? İşaretleyiniz.







U u



u

U u

U u

U u

U u



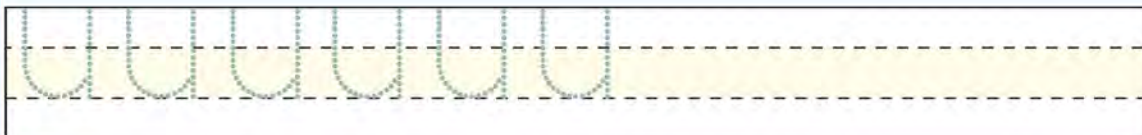
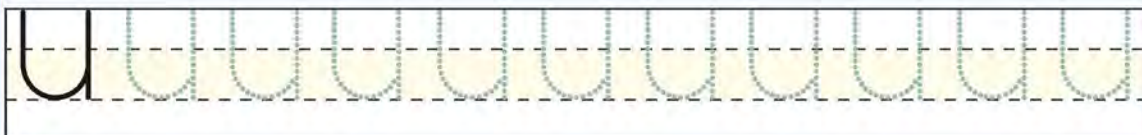
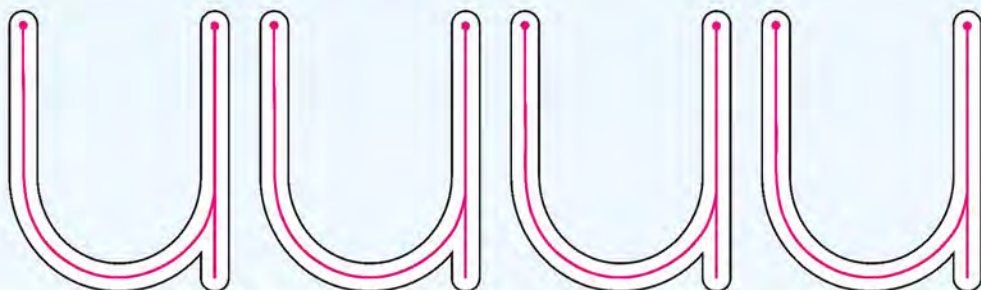
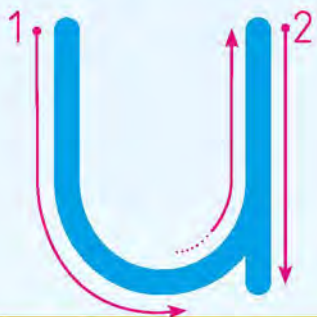
u

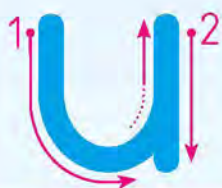
U u






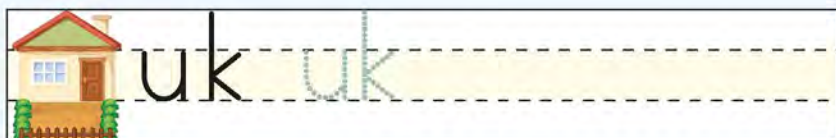
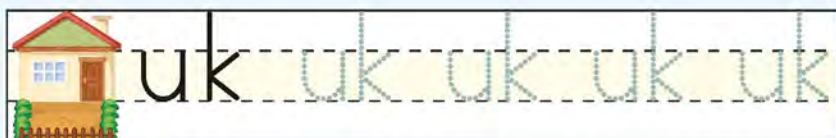
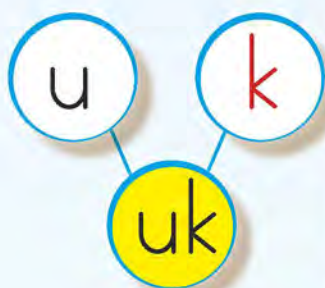
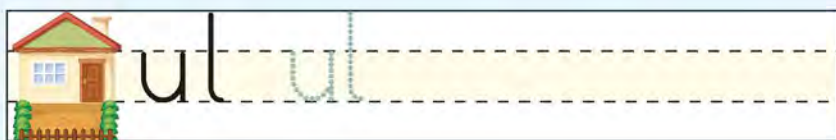
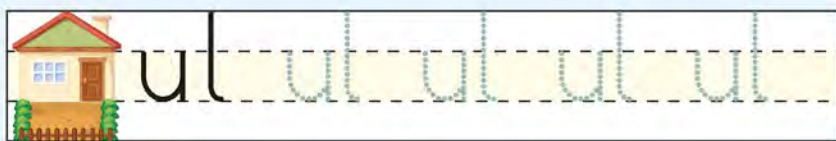
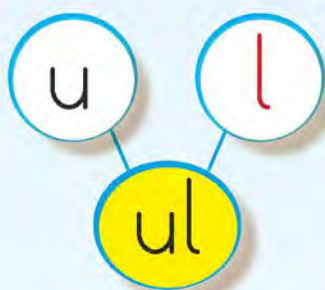
u

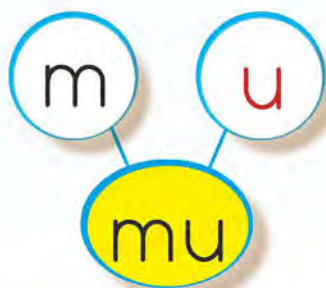



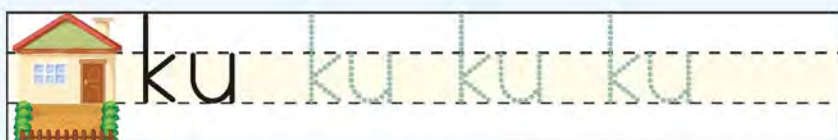
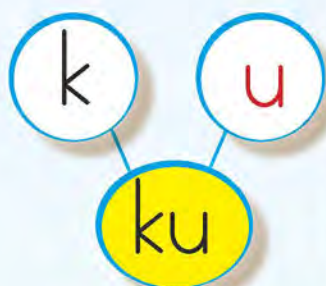
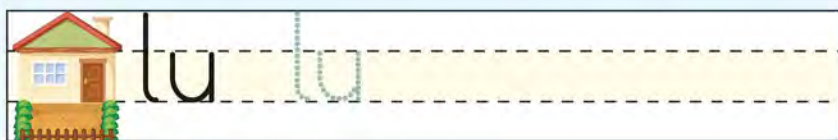
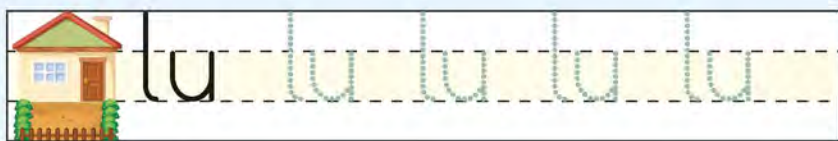
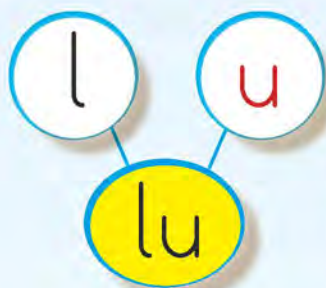
u














konu konu



konu



kum kum kum



kum kum



kulak kulak



kulak





konuk konuk




konuk




 koku koku koku


 koku koku




 kanun kanun

 kanun




 ulu ulu ulu

 ulu ulu



 kule kule kule

 kule kule



oku oku oku oku oku

oku oku

Emine oku, anla.



okul okul okul okul

okul okul

Mine o, okul.

kuk la
kukla



kukla kukla kukla kukla

kukla kukla

Melek iki kukla al.

mu m
mum



mum mum mum

mum mum

Emine o, mum.

nu man
Numan



Numan Numan

Numan

Numan konu konu oku.

lo kum
lokum



lokum lokum lokum

lokum lokum

Lokum kokulu mu?

Kaan o, limon mu?



Nil konu ne?



Anne o kim?



Nine o mum kimin?



Naile kalem kimin?



Emin o, kule mi?





NUMAN

Numan o, lokum.

Numan iki kilo lokum al.

Numan kokulu lokum al.

Limonlu lokum al.

Lokum al, tat.

u



OKU

Leman oku.
Leman onu oku.
Leman onu Numan'la oku.
Leman onu Numan'la oku, anla.
Leman onu Numan'la oku.
Leman onu oku.
Leman oku.
Oku.



KUKLA

Kukla al.
Alkan kukla al.
Alkan komik kukla al.
Alkan iki komik kukla al.
Alkan komik kukla al.
Alkan kukla al.
Kukla al.
Kukla





Cümleleri resimlerle eşleştiriniz.

Nail makine kullan.



Emine onu oku.



Melike keke un ekle.



m u m







Resimde gördüklerinizi anlatınız.
Adında "t" sesi bulunan varlıkların
resimlerini boyayınız.






Adında "t" sesi bulunan varlıkları
işaretleyiniz.



"t" sesi başta mı, ortada mı,
sonda mı? İşaretleyiniz.

☒ ☐ ☐☐ ☐ ☐☐ ☐ ☐☐ ☐ ☐☐ ☐ ☐☐ ☐ ☐





T

t



t

T

T

T

T



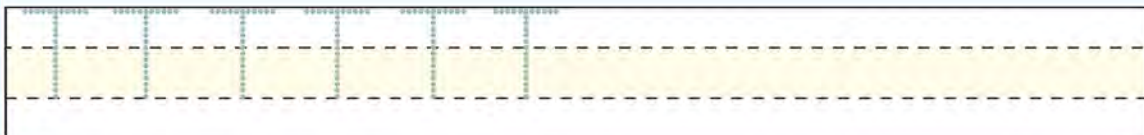
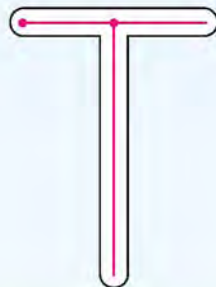
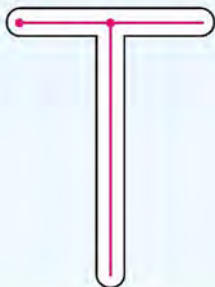
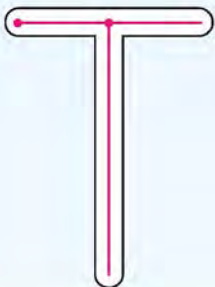
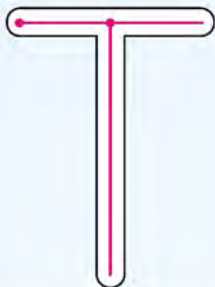

t

T

t

t





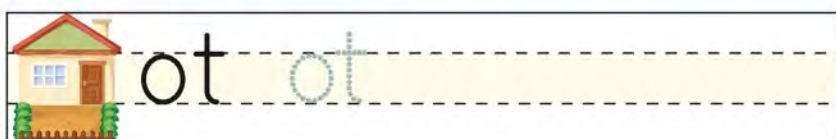

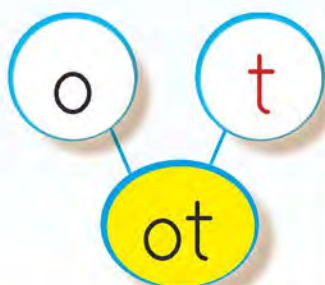

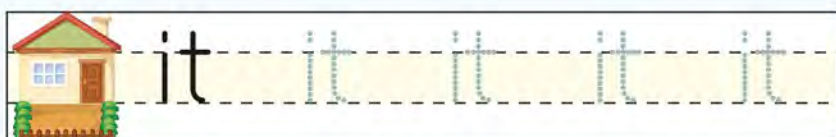
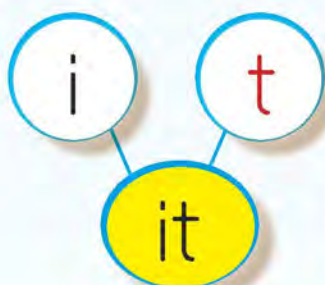
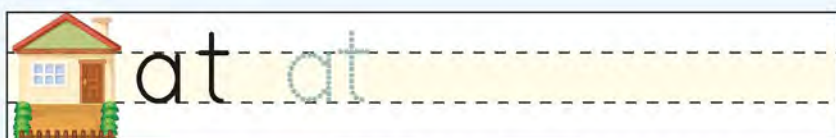
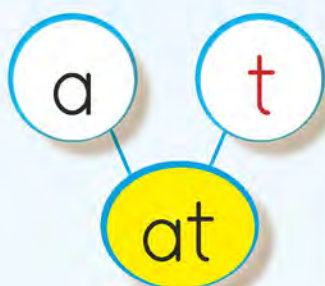
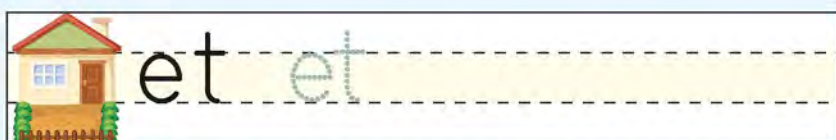
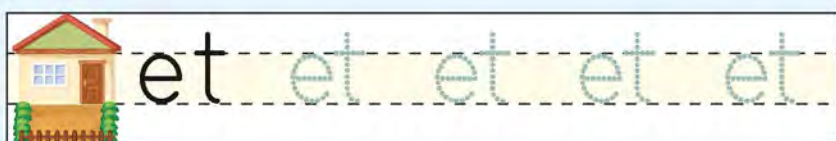
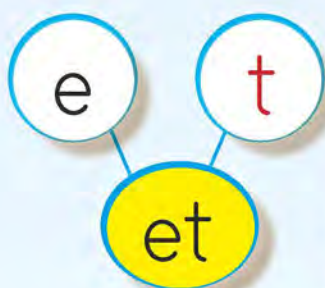



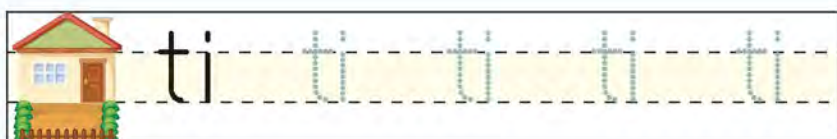
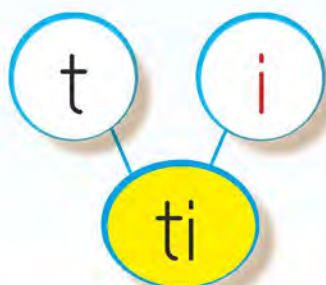
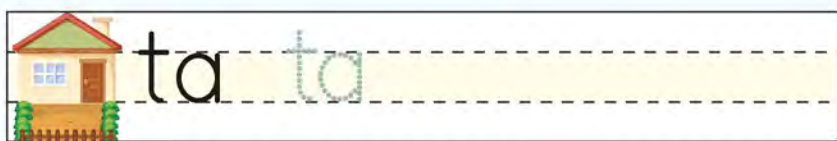
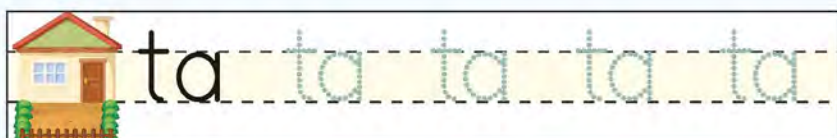
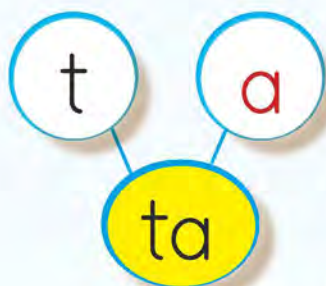

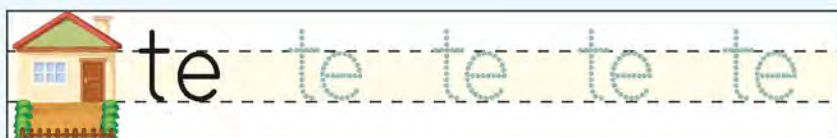
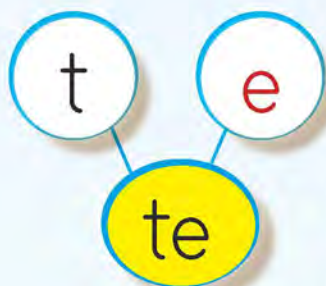
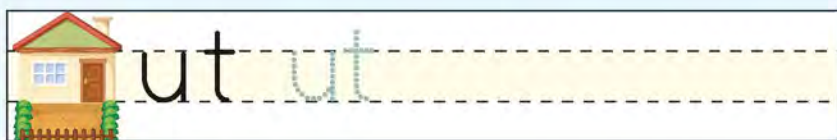

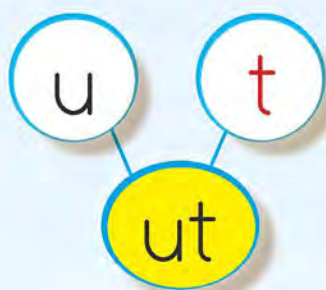
t t t t t t t t t t t t t t t t

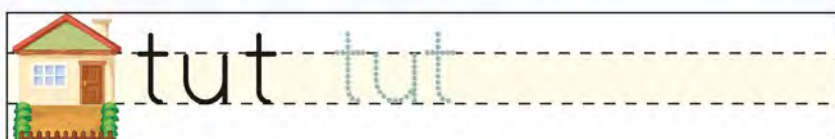

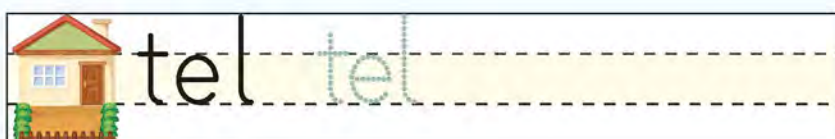
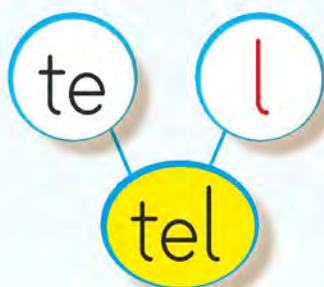


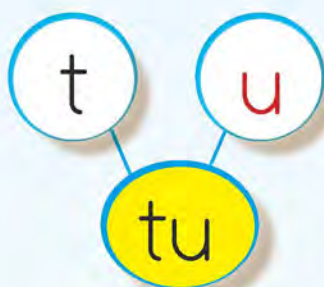

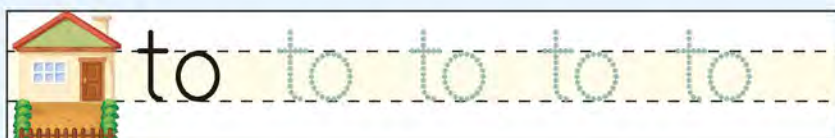
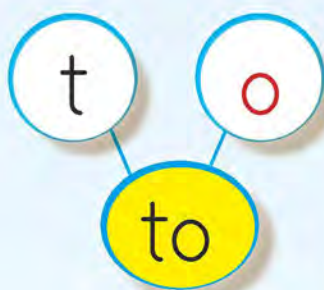
t t t t t t t t t t t t t t t t

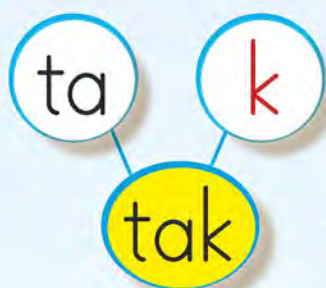
t t t t t t t t

t












 tak tak tak tak


 tak tak



 takla takla

 takla



 tok tok tok tok

 tok tok



 toka toka toka

 toka toka



ut ku
Utku

Utku



u mut
Umut

Umut



tu na
Tuna

Tuna



tut ku
Tutku

Tutku



mel tem

Meltem

Meltem



tu a na

Tuana

Tuana



te kin

Tekin


Tekin




al tan

Altan


Altan





 etek etek etek etek


 etek etek

 Anne keten etek al.






 tulum tulum tulum

 tulum tulum

 Tuna tulum al.



Tekin iki takla at.



Meltem mumu tutma.



Ata etiket al.



Umut Nil'e etek al.



Tuana kaliteli toka al.



Utku kalemini unutma.





TANEM

Tanem o, limonata.

Tanem onu tat.

Tanem o limonata kimin?

O limonata İlke'nin.

İlke limonata tat.

Tanem ile limonata tat.

t



UTKU

Utku anlat.

Utku, ninene anlat.

Utku, ninene tatilini anlat.

Utku, tonton ninene tatilini anlat.

Utku, ninene tatilini anlat.

Utku, ninene anlat.

Utku anlat.

Utku

TUANA

Tuana al.

Tuana etek al.

Tuana keten etek al.

Tuana keten etek al, unutm.

Tuana keten etek al.

Tuana etek al.

Tuana al.

Tuana





Cümleleri resimlerle eşleştiriniz.

Metin iki tane ekmek al.



Nine, Nil'e etek al.



Umut ata ot at.



o t





9 9 9 9 9 9 9 9 9 9 9 9 9 9

9 9 9 9 9 9 9 9 9 9 9 9 9 9

9 9 9 9 9 9 9

9






Resimde gördüklerinizi anlatınız.
Adında "ü" sesi bulunan varlıkların
resimlerini boyayınız.





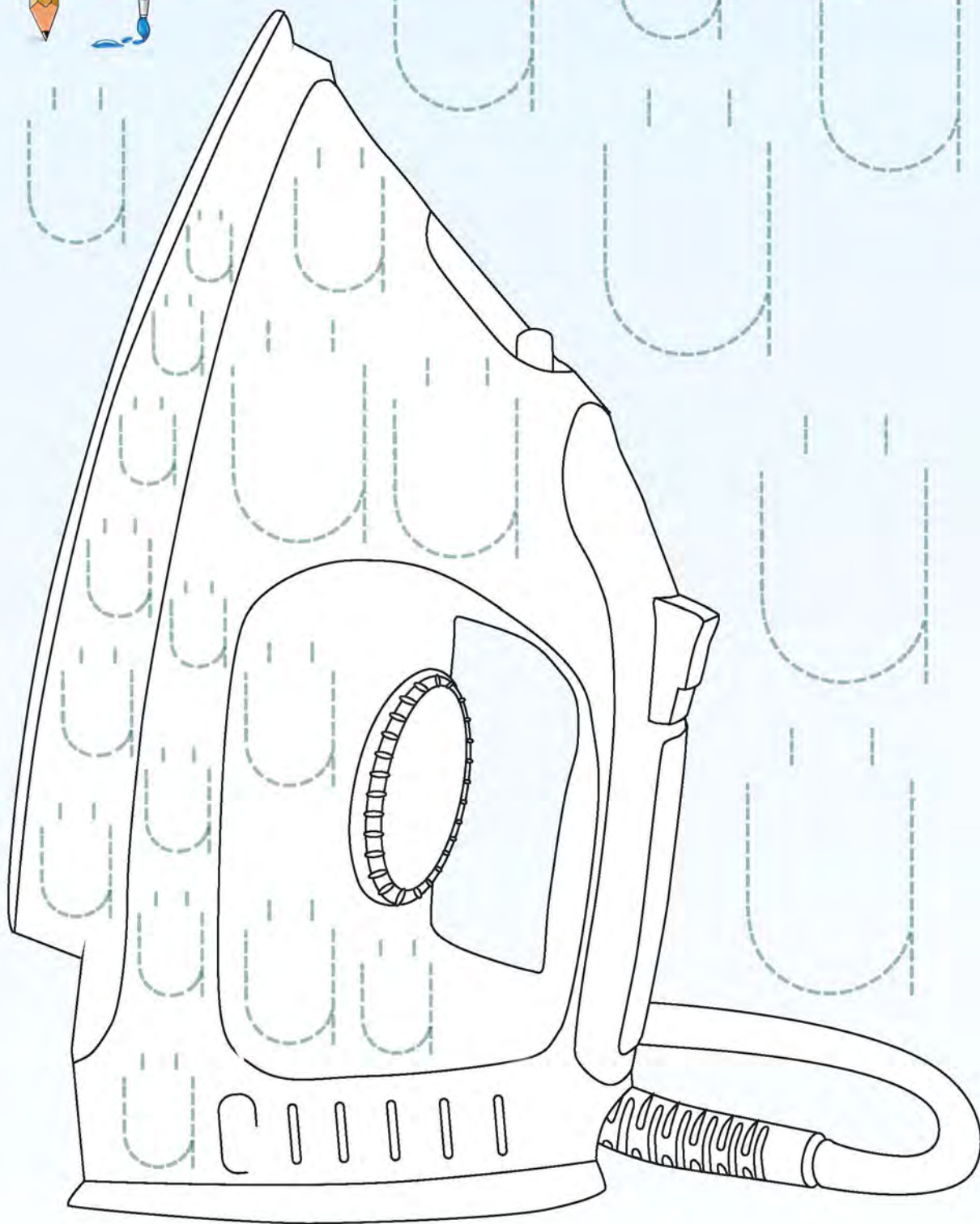
Adında "ü" sesi bulunan varlıkları
işaretleyiniz.

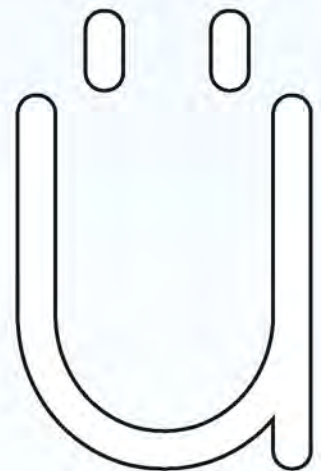
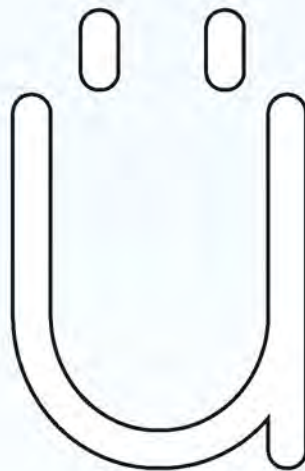
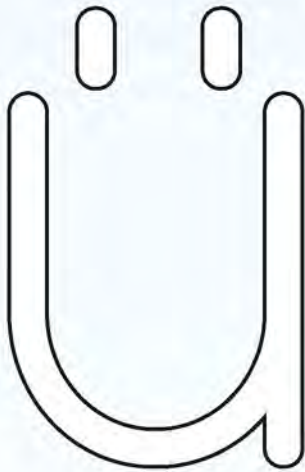
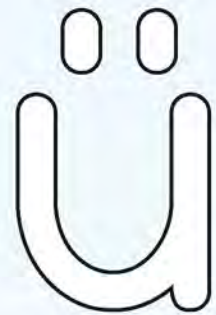
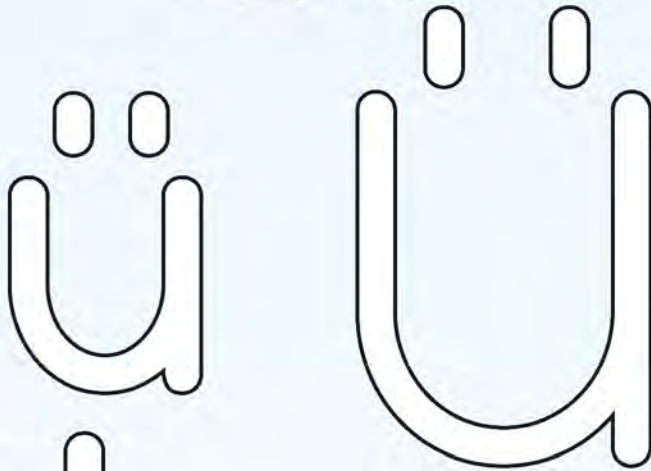
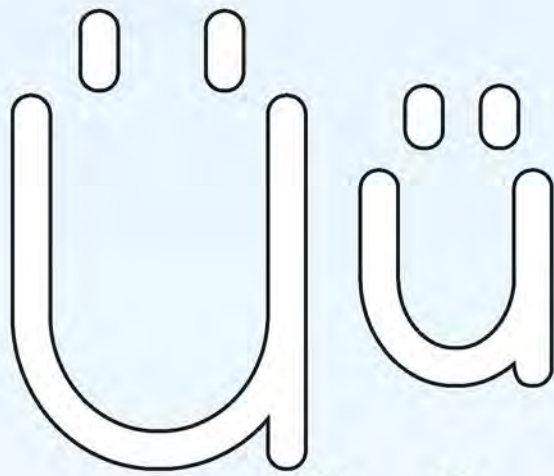




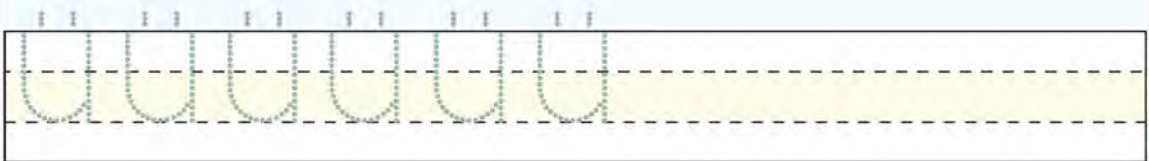
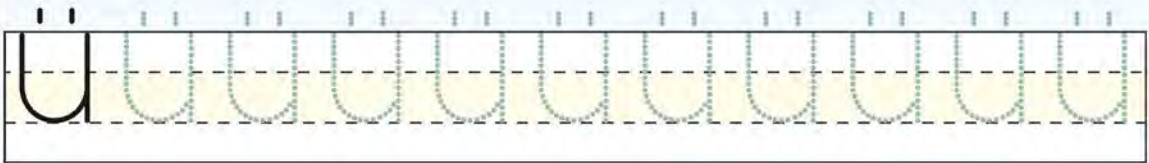
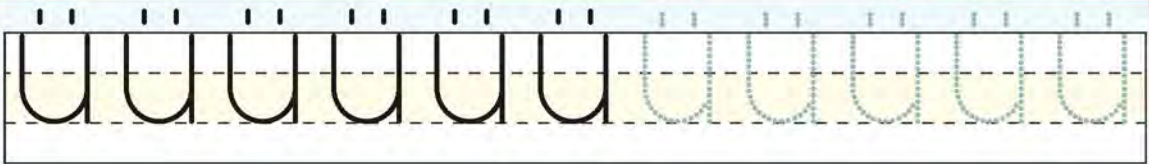
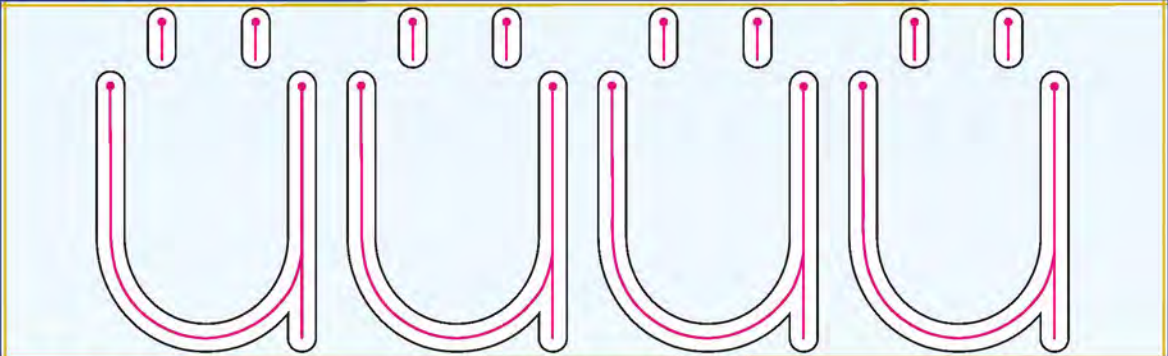
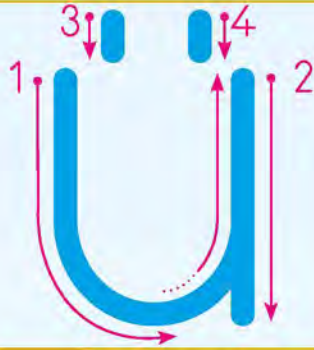
"ü" sesi başta mı, ortada mı,
sonda mı? İşaretleyiniz.

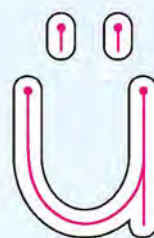
3




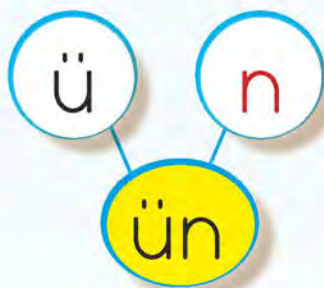
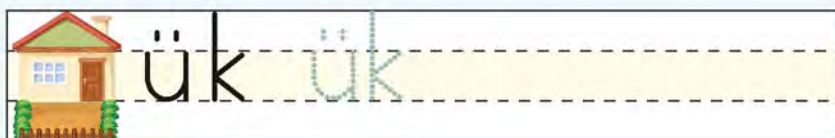

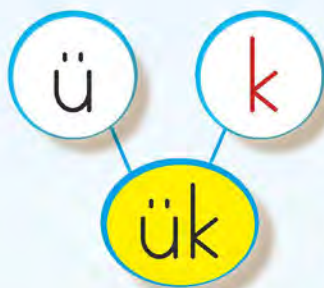
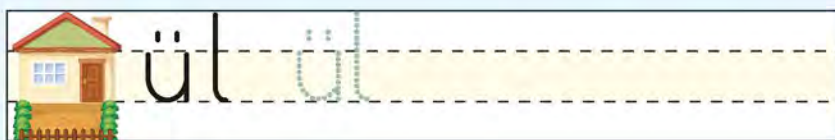
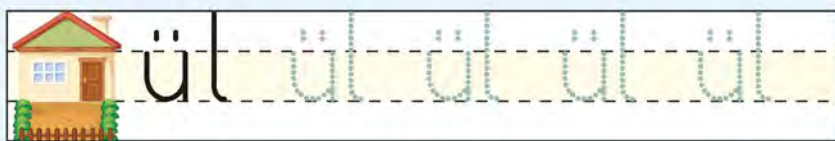
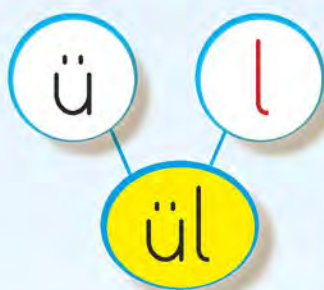
☒ ☐ ☐☐ ☐ ☐☐ ☐ ☐☐ ☐ ☐☐ ☐ ☐☐ ☐ ☐



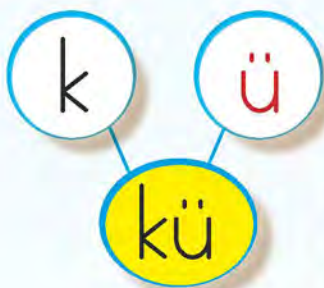
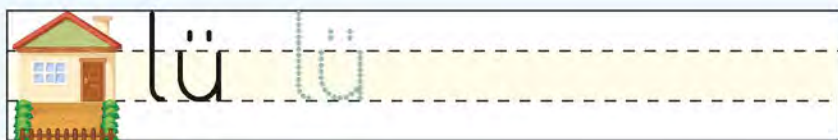


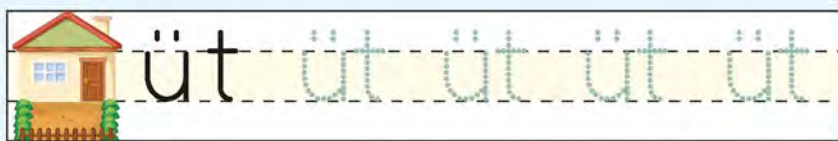
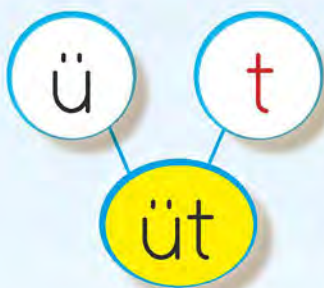



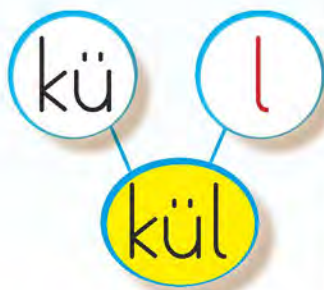


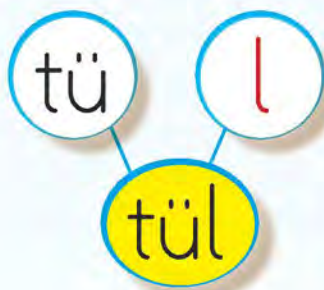
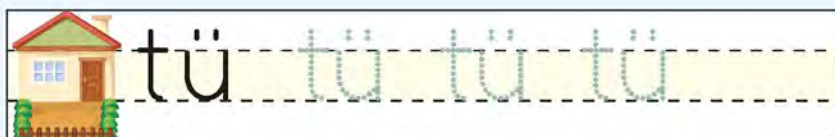
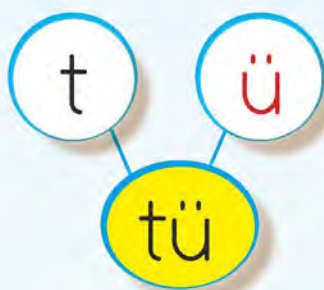














ül kü

Ülkü

ü nal

Ünal

ü mit

Ümit

nü ket

Nüket

ü tü
ütü



ütü ütü ütü ütü ütü

ütü ütü

Nüket ütü al.



ülke ülke ülke ülke



ülke ülke



Ütku ülkeni anlat.



tünel tünel tünel



tünel tünel



Ünal o, tünel mi?



tü lin
Tülin



Tülin Tülin Tülin Tülin

Tülin Tülin

Tülin tülü tuttu.

mü min
Mümin



Mümin Mümin

Mümin

Mümin elma al.

Nüket montu ütüle.



Ümit o ünlü kim?



Alo Ülkü alo.



Küme küme kekik ekti.



Ülkü tülü ütüle.



Ülkü, nineme etek al.





ÜMİT

Ümit ütü al.

Akile Ümit'e mont al.

Nine, Nüket'e etek al.

Ümit mont ütüle.

Nüket etek ütüle.

Mont ile etek ütülü.

ü



TÜLİN

Tülin kat.
Tülin kakao kat.
Tülin keke kakao kat.
Tülin o keke kakao kat.
Tülin keke kakao kat.
Tülin kakao kat.
Tülin kat.
Tülin



ÜLKÜ

Ülkü al.
Ülkü etek al.
Ülkü tüllü etek al.
Ülkü Emel'e tüllü etek al.
Ülkü tüllü etek al.
Ülkü etek al.
Ülkü al.
Ülkü





Ünal ünlemi kullan.

1 cümle

Ünal

ünlemi

kullan

3 kelime

Emine kaliteli ütü al.

..... cümle

.....kelime

Ümit atleti ütüleme.

..... cümle

.....kelime

Nüket iki mont al.

..... cümle

.....kelime

Utku külü Ülkü ile at.

..... cümle

.....kelime




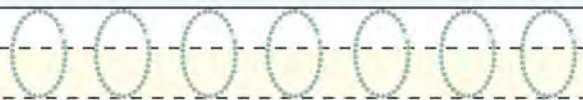
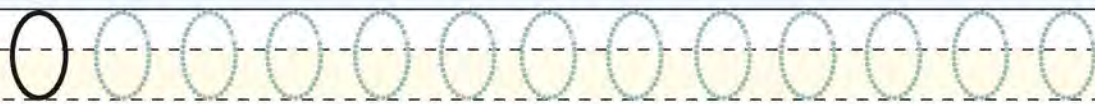
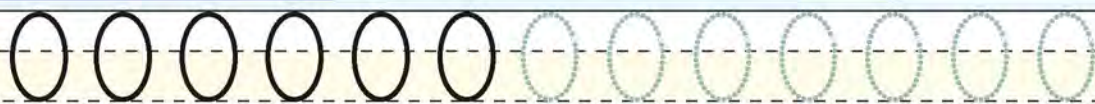
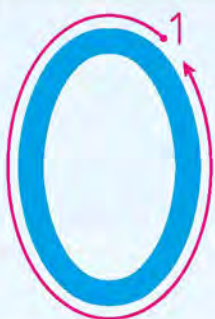


Resimlerdeki varlıkların ilk harflerini kullanarak kelimeler oluřturunuz.



t ü m e n






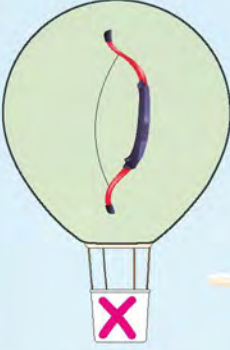


Resimde gördüklerinizi anlatınız.
Adında "y" sesi bulunan varlıkların
resimlerini boyayınız.







Adında "y" sesi bulunan varlıkları işaretleyiniz.



"y" sesi başta mı, ortada mı, sonda mı? İşaretleyiniz.

☐ ☐ ☒☐ ☐ ☐☐ ☐ ☐☐ ☐ ☐☐ ☐ ☐☐ ☐ ☐





Y

y



Y

y

Y

y

Y



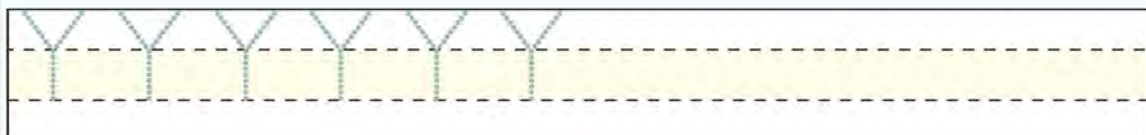
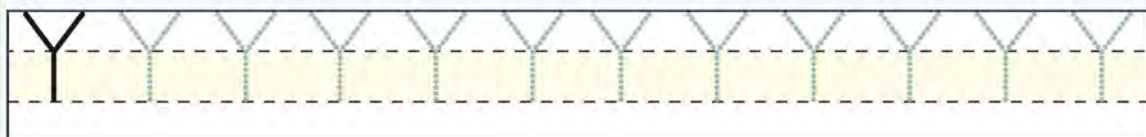
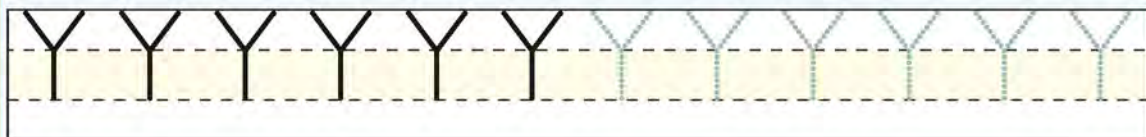
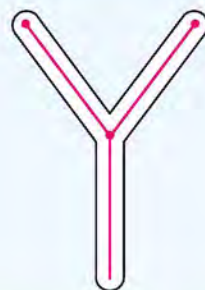
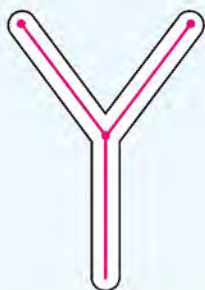
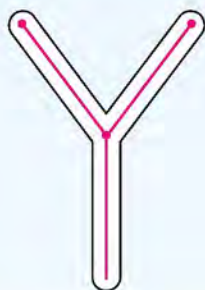
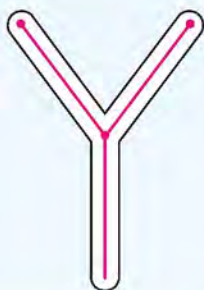
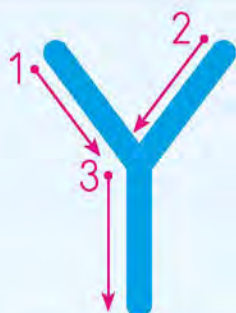
Y




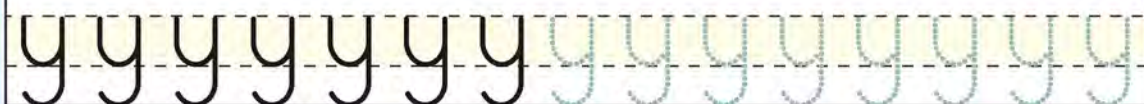
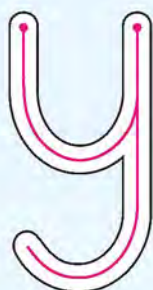
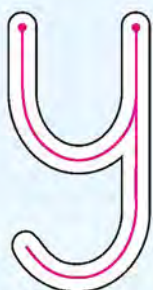
Y

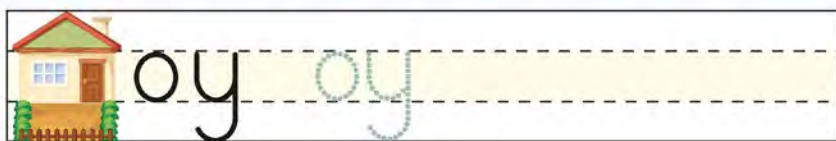
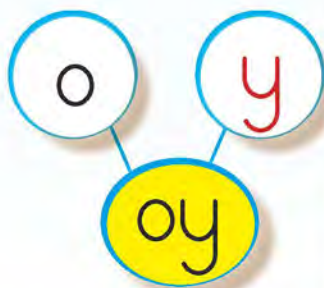

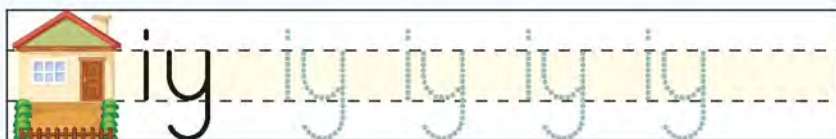
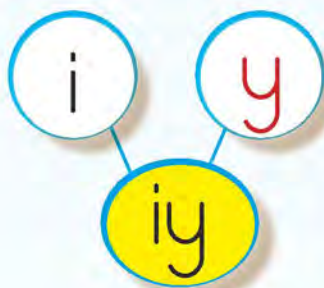

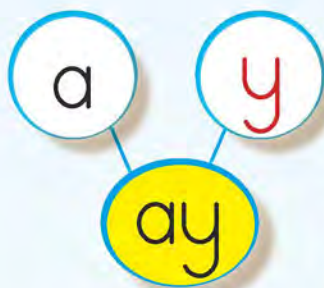


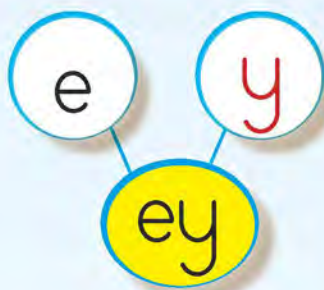
y

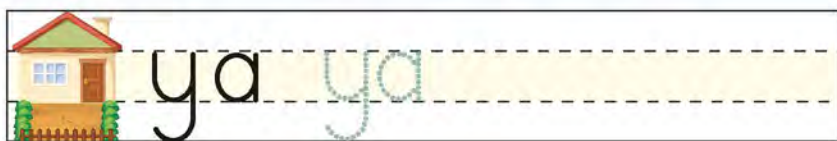
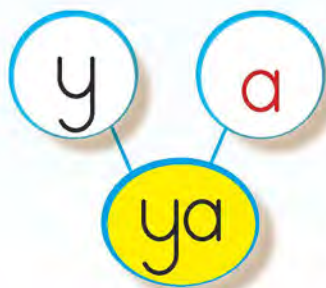
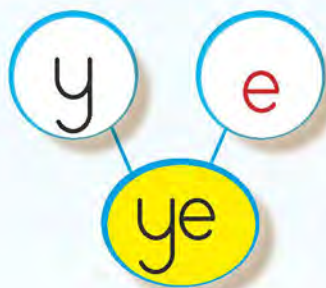

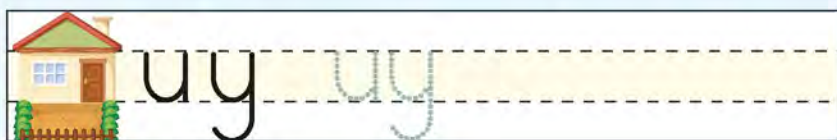
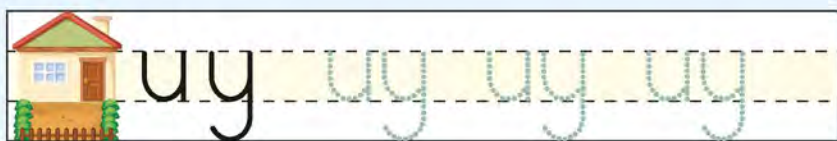
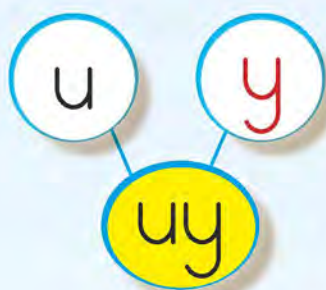
y

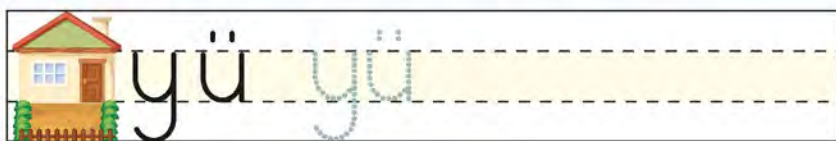


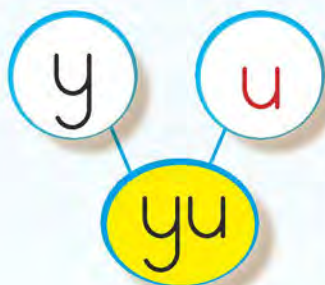
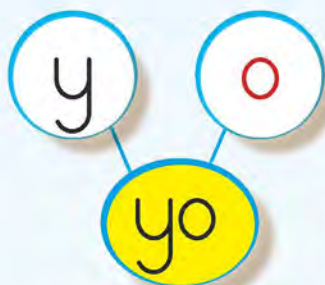
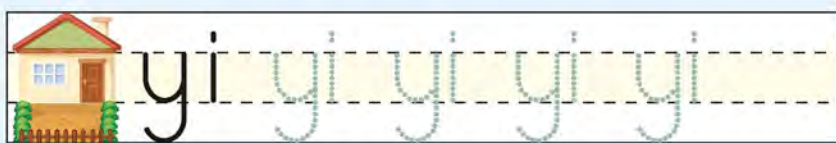
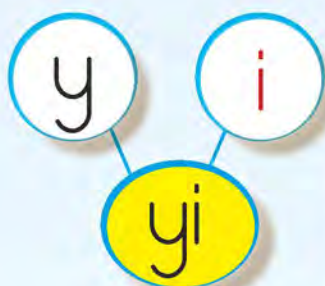


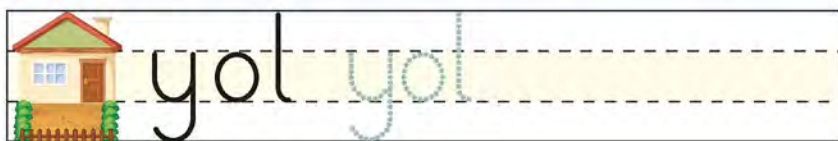
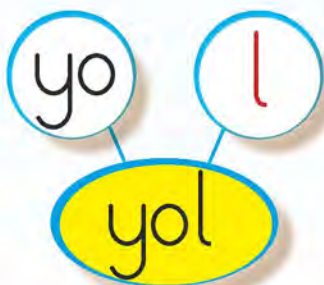




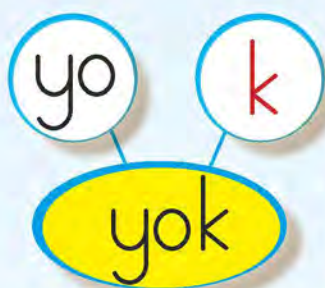















 yok yok yok

 yok yok




 yat yat yat


 yat yat




 koyun koyun

 koyun



 uyku uyku

 uyku

Yaman iki leylek al.



Oktaý kamýona yük koy.



Aýla iyi oyun oyna.



Kaya etli ekmek ye.



Nine yün yelek yolla.



Leyla'ya kolye al.



kam

yon

kamyon



kamyon kamyon



kamyon



Kamyonu kum yükle.



ya

tak

yatak



yatak yatak yatak



yatak yatak



Kaliteli yatakta uyu.



kol ye
kolye



kolye kolye kolye kolye

kolye kolye

Leyla kolyeni tak.

ley lek
leylek



leylek leylek leylek

leylek leylek

Anıl o, leylek.



EYLÜL

Eylül tat.
Eylül kaymak tat.
Eylül ekmek ile kaymak tat.
Eylül ekmek ile kaymak tat, ye.
Eylül ekmek ile kaymak tat.
Eylül kaymak tat.
Eylül tat.
Eylül



OKTAY

Oktay otlat.
Oktay koyun otlat.
Oktay ala koyun otlat.
Oktay iki ala koyun otlat.
Oktay ala koyun otlat.
Oktay koyun otlat.
Oktay otlat.
Oktay







YEKTA

y

Yekta yemek ye.
Yekta Ali ile yemek ye,
Yekta kimyonlu et ye.
Ali etli ekmek ye.
Yekta Ali ile oyun oyna.
Oyun oyna, yemek ye.



Karışık olarak verilen hece-
lerden anlamlı kelimeler oluş-
turunuz. Oluşturduğunuz ke-
limeleri okuyunuz ve yazınız.





y a y





takım

kur

Akın



Akın takım kur.

Yekta

ye

yemek

mutlaka



kına

eline

yaktı

Tülay



yolunu

yaya

kullan

Eymen



Taylan

al

ninene

yün

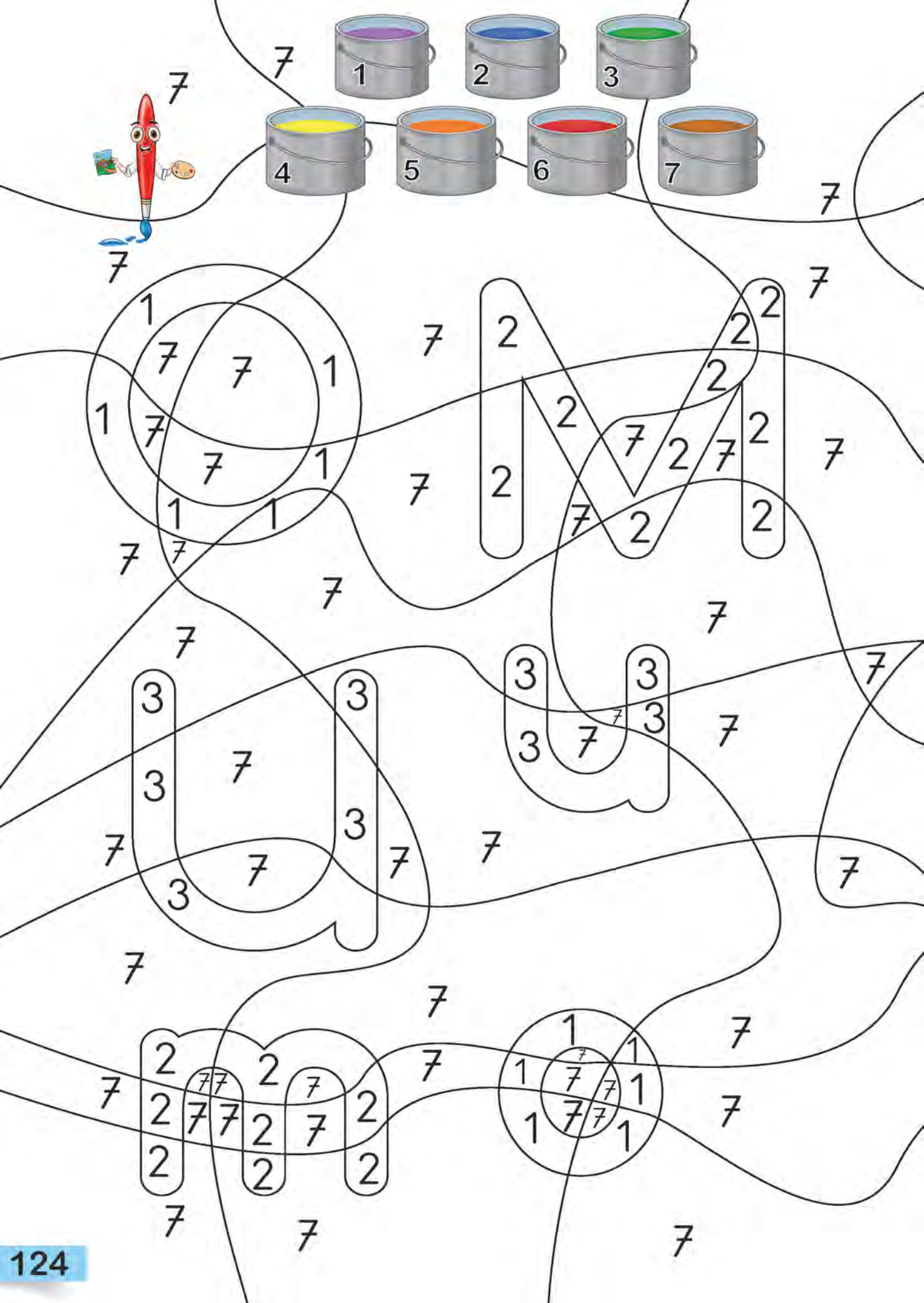


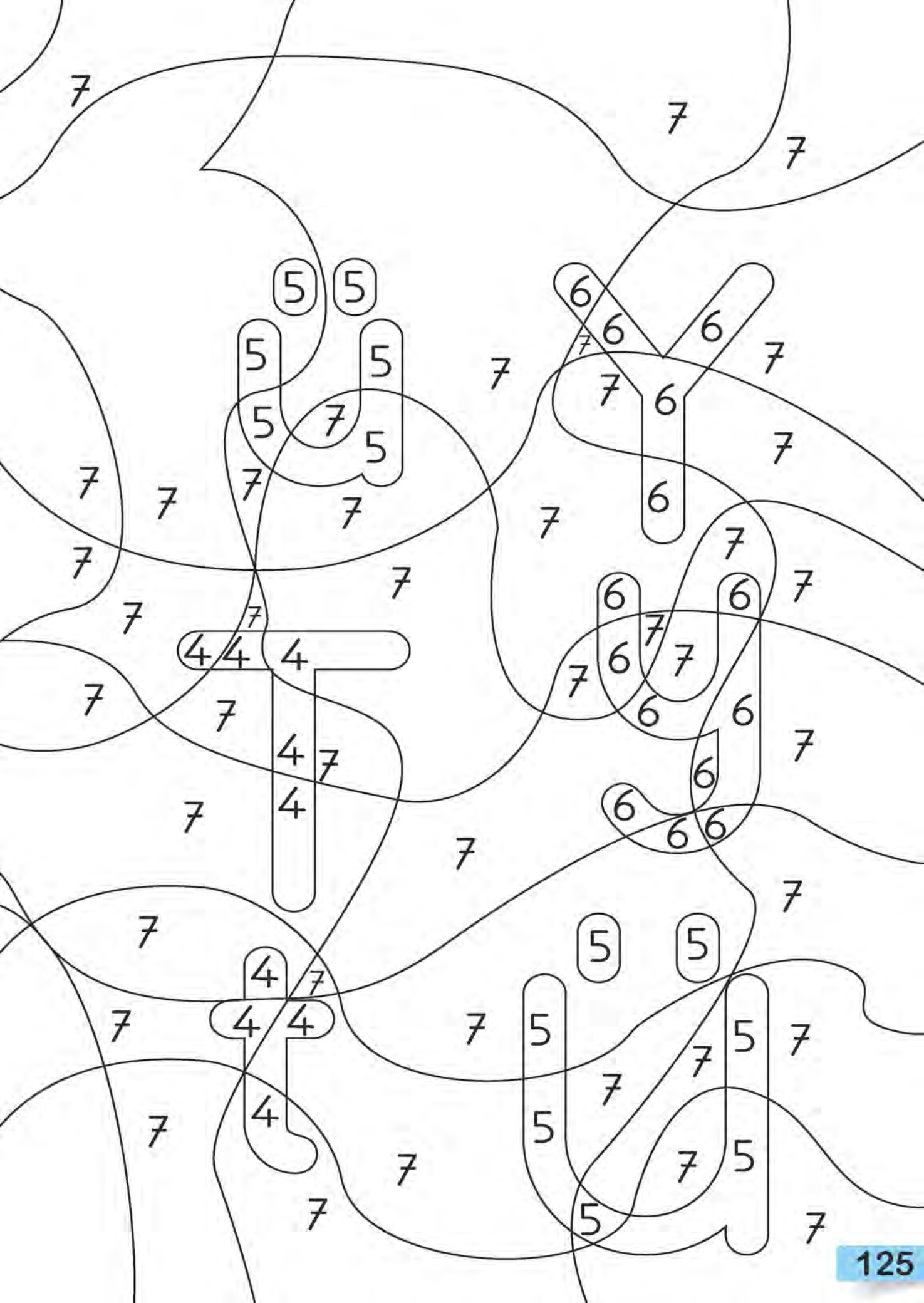


Öğrendiğiniz harfleri kullanarak kelimeler oluşturunuz.

E L A K İ N

O M U T Ü Y









Resimde gördüklerinizi anlatınız.
Adında "ö" sesi bulunan varlıkların
resimlerini boyayınız.





Adında "ö" sesi bulunan varlıkları
işaretleyiniz.




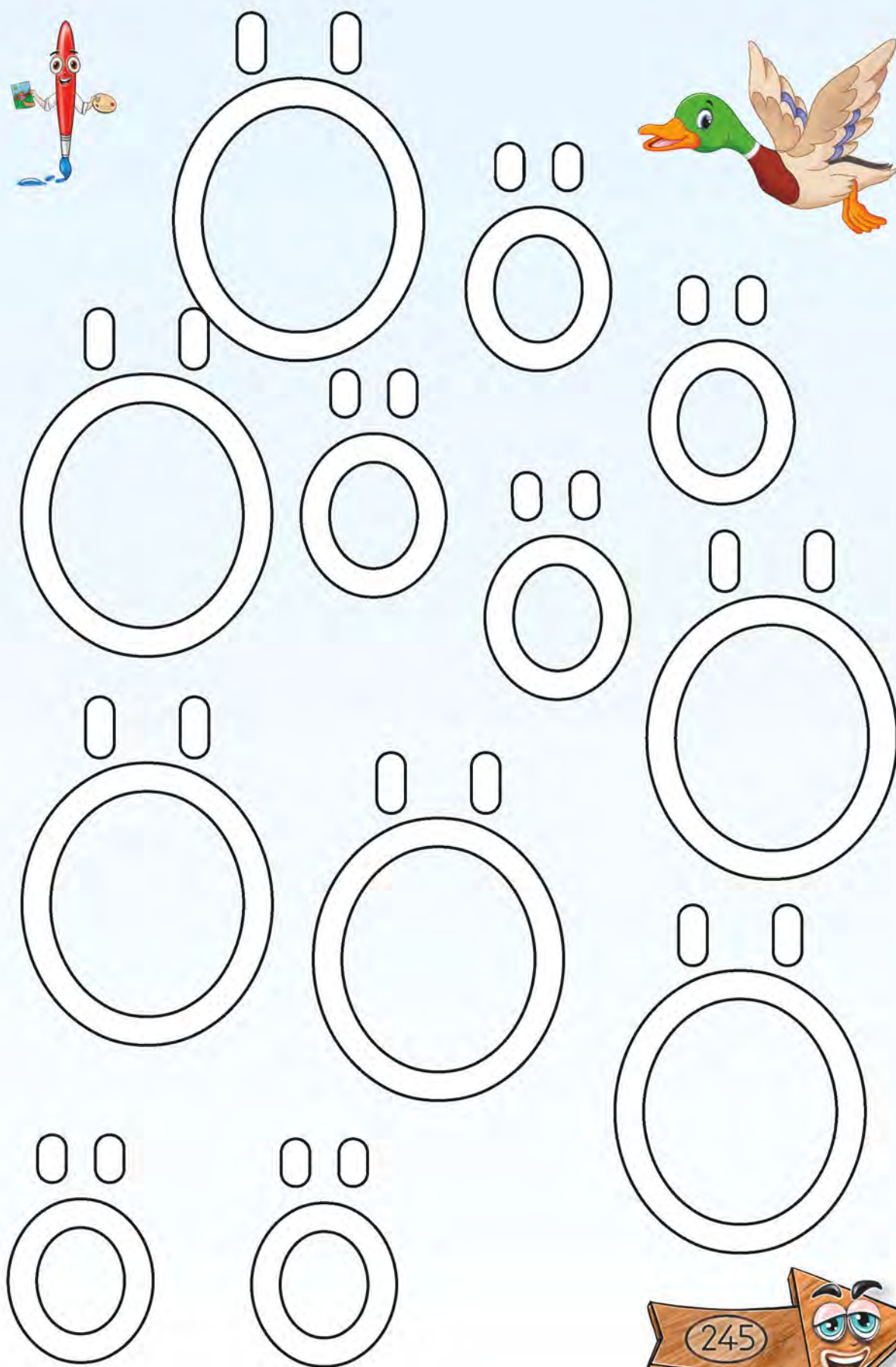
"ö" sesi başta mı, ortada mı,
sonda mı? İşaretleyiniz.



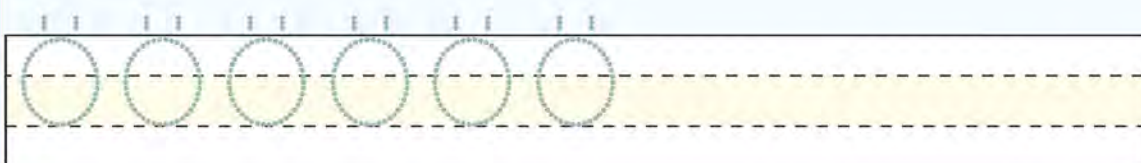
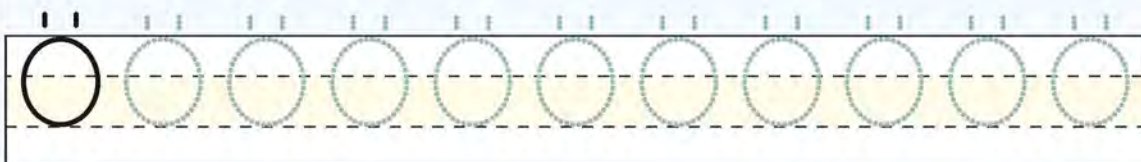
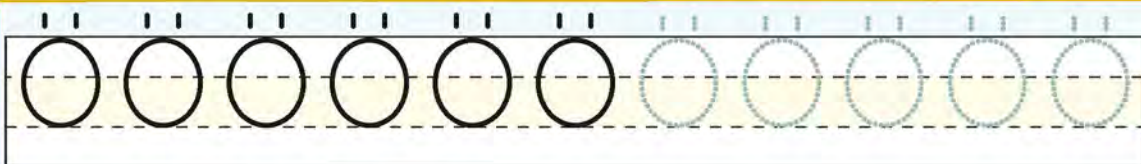
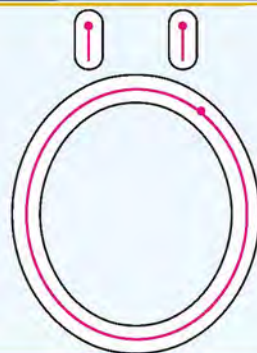
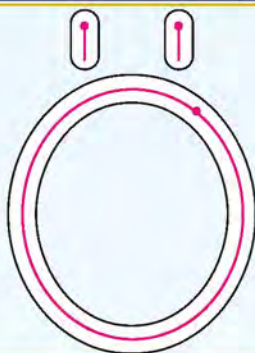
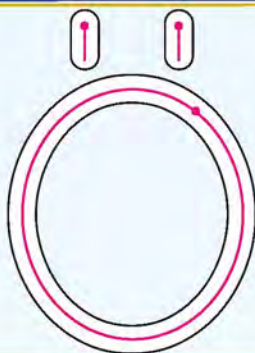
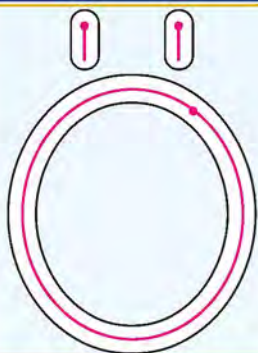
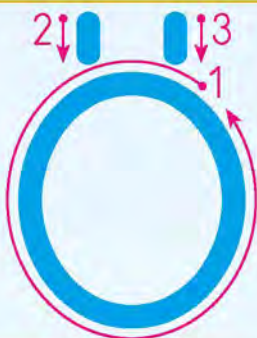
☒ ☐ ☐☐ ☐ ☐☐ ☐ ☐☐ ☐ ☐☐ ☐ ☐



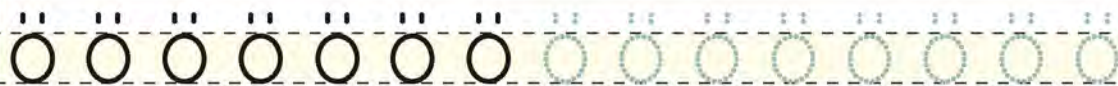
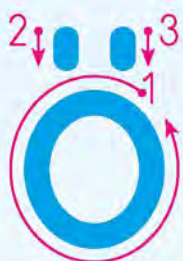
4


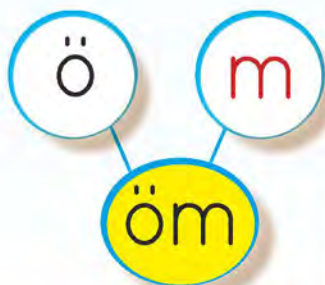
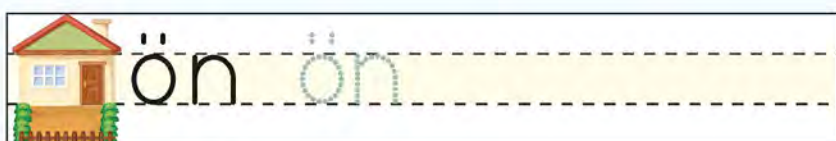

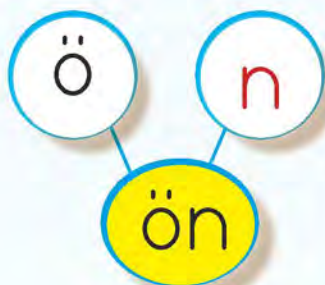
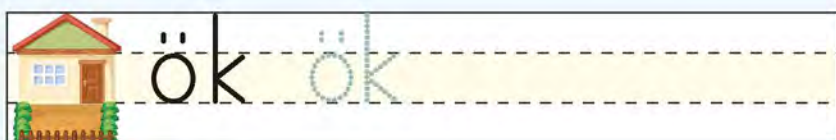
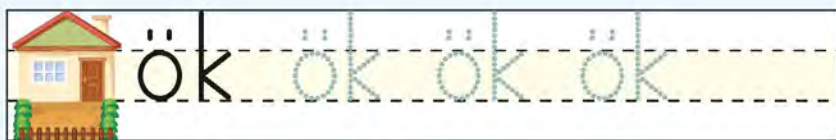
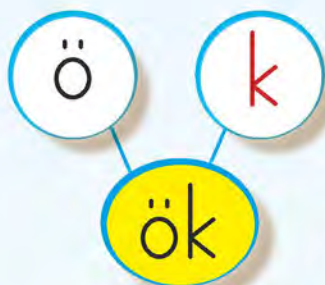
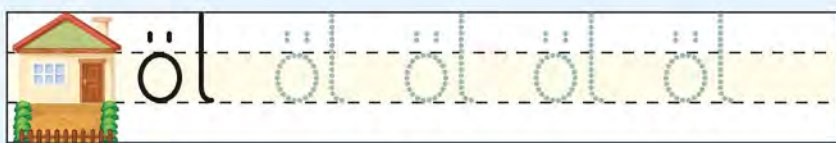
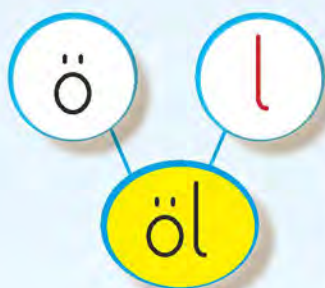
☐ ☐ ☐

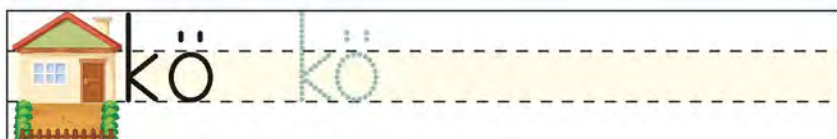
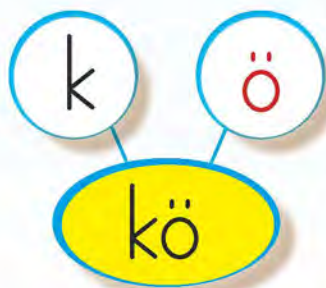
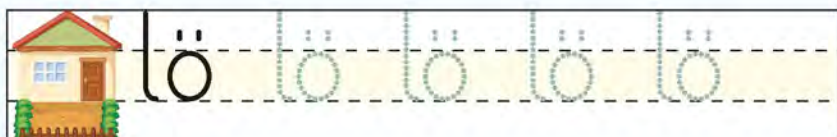

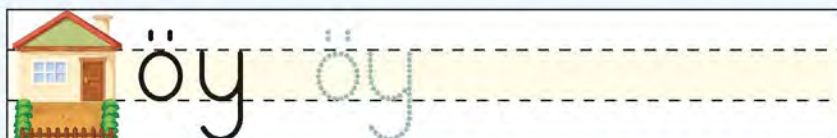
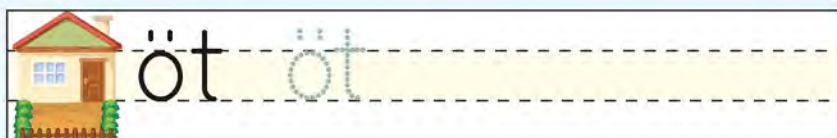
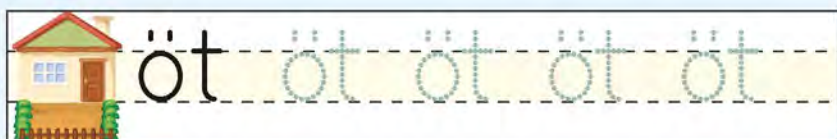
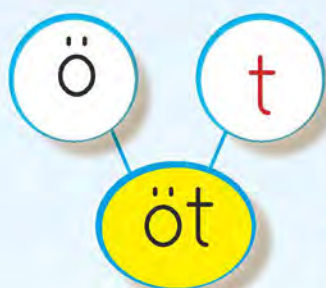


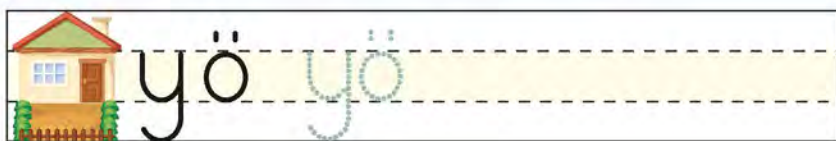

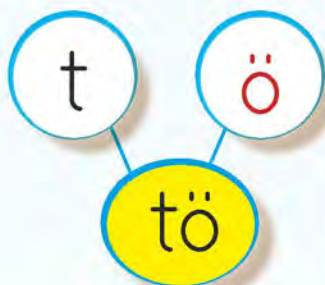

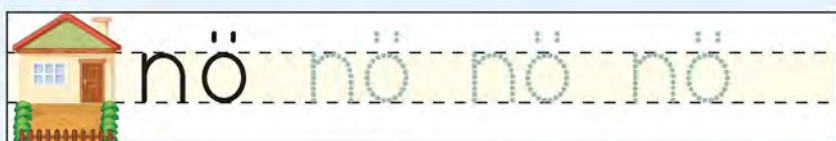









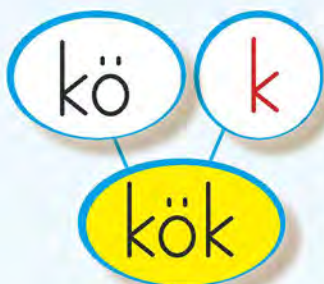







 köy köy köy


 köy köy





 kök kök kök kök

 kök kök




 yön yön yön

 yön yön



 önem önem

 önem

ön

lük

önlük



önlük önlük önlük



önlük önlük



Anneme önlük al.



öy

kü

Öykü



Öykü Öykü Öykü



Öykü Öykü



Öykü köyünü anlat.



Nine laleyi kökü ile al.



Nil ile önlem al.



Anne önlük ütülü mü?



Emel künyeni tak.



Öykü kalem ile yelek al.



Ünal öykü anlat.





y-n-t-ö-m-e

yöntem

ö-e-n-m

k-ü-ö-y

ö-k-k

k-y-ö

ö-l-ü-n-k

ö-m-e-l-n

t-ü-k-ö

ö-n-y



önlük

ön-lük

öteki

köyünü

önemli

önlüklü

öttü



ÖYKÜ

Öykü o kamyon yamuk.
Yamuk kamyon alma.
Öykü yeni kamyon al.
Öykü kamyonu Metin'e al.
Metin kamyonla oyna.
Kamyonu kutuya koy.

Ö



ÖYKÜ

Öykü önlük al.

Öykü ütülü önlük al.

Öykü yeni, ütülü önlük al.

Öykü yeni, ütülü 1 önlük al.

Öykü yeni, ütülü önlük al.

Öykü ütülü önlük al.

Öykü önlük al.

Öykü



ÖTTÜ

Keklik öttü.

Ünal keklik öttü.

Ünal iki keklik öttü.

Ünal öteki iki keklik öttü.

Ünal iki keklik öttü.

Ünal keklik öttü.

Keklik öttü.

Öttü.





Tülin o konu önemli.

1 cümle

Tülin

o

konu

önemli

4 kelime

Tü

lin

o

ko

nu

ö

nem

li

8 hece

Mümin kaykay ile kay.

..... cümle

..... kelime

..... hece

Mine lila toka al.

..... cümle

..... kelime

..... hece

Leyla yünlü iki yelek al.

..... cümle

..... kelime

..... hece






Resimde gördüklerinizi anlatınız.
Adında "r" sesi bulunan varlıkların
resimlerini boyayınız.







Adında "r" sesi bulunan varlıkları
işaretleyiniz.



"r" sesi başta mı, ortada mı,
sonda mı? İşaretleyiniz.

☒ ☐ ☐☐ ☐ ☐☐ ☐ ☐☐ ☐ ☐☐ ☐ ☐☐ ☐ ☐





Rr



R

r

R

R

r

r

R

R

r

r



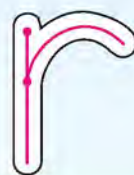


R R R R R R R R R R R R

R R R R R R R R R R R R

R R R R R R R

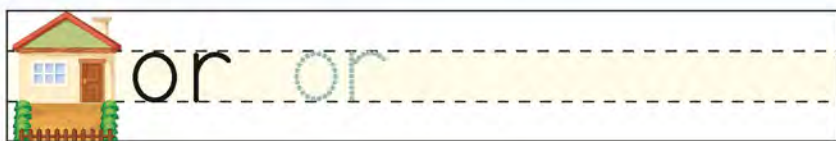
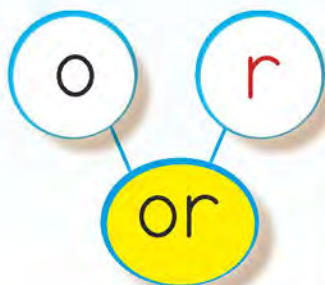

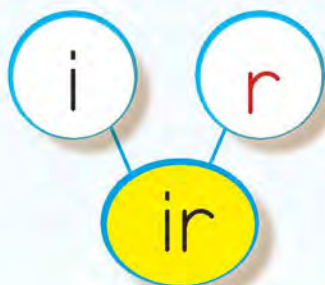
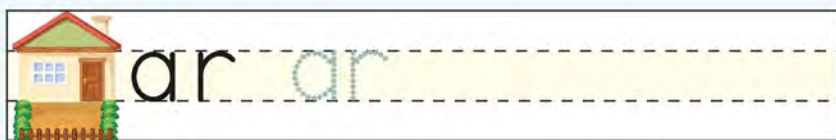
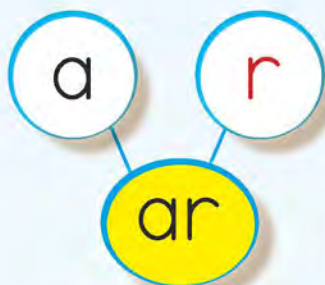


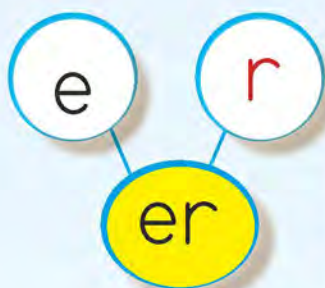
R


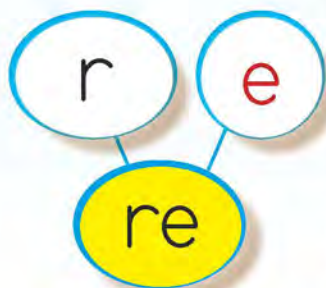

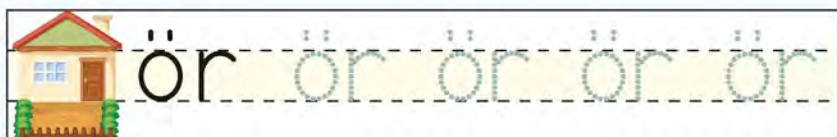



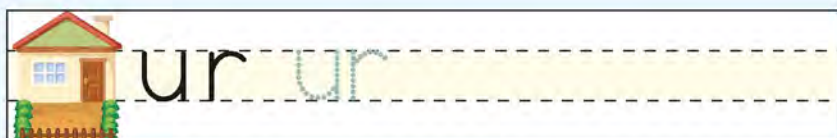

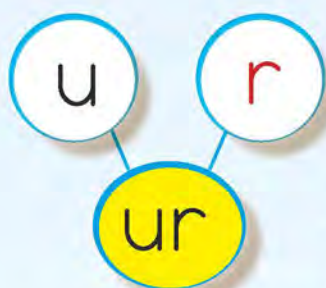



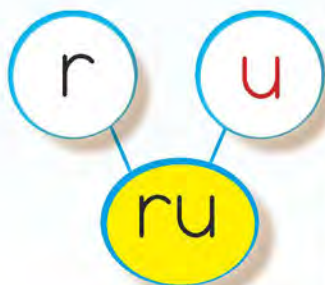
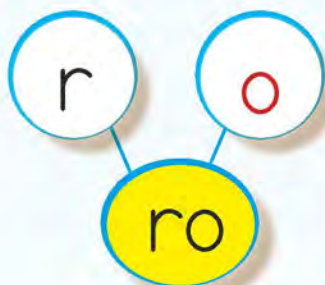

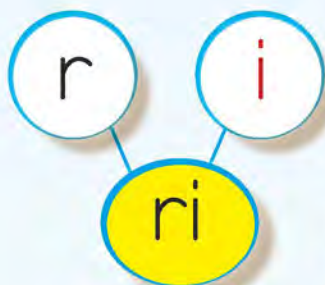


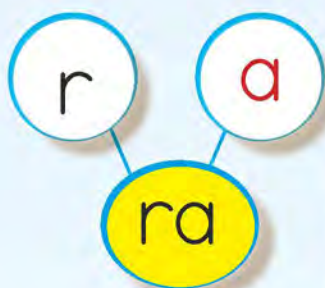
r r r r r r r r r r r r r r r r r r








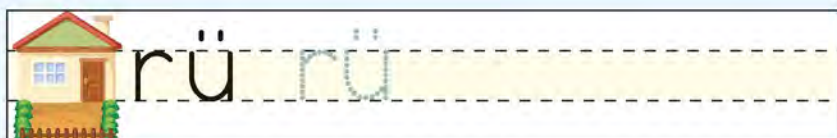

rrrrrr

r









ke mer
kemer




kemer kemer kemer

kemer kemer

Rana kemerini tak.

yu mur ta
yumurta




yumurta yumurta

yumurta

Eray on yumurta al.



 örtü örtü örtü

 örtü örtü



 armut armut

 armut







 kare kare kare

 kare kare



 orman orman

 orman



Atatürk Türkiye'yi yönetti.



En iyi komutan Atatürk.



Rana renkli kürek nerede?



Murat Ömer'e örnek ol.



Türkan marketten yumurta al.



Erkan traktörü tamir etti mi?





Aynı renk kutularda olan kelime-
lerle anlamlı ve kurallı cümleler
oluşturup yazınız.

et	Rüya	marketten	mor	yıka	Metin
terlik	Erol'a	Nuray	al	ayran	örtüyü
Yaren'e	örttü	ilet	o	Emre	alma
kamyonu	makarna	marulu	İlknur	lila	ikram

--

--

--

--

--


--



ERTAN

Ertan marketten
2 tane marul,
3 kilo armut,
6 tane yumurta,
5 kutu ayran,
1 kilo irmik al.

r



ATATÜRK

Eren o, Atatürk.
Eren Atatürk'ü iyi tanı.
Eren Atatürk'ü iyi tanı, anla.
Eren Atatürk'ü iyi tanı.
Eren o, Atatürk.
Atatürk



ÖR

Rüya ör.
Rüya yelek ör.
Rüya renkli yelek ör.
Rüya mor renkli yelek ör.
Rüya mor renkli, örnekli yelek ör.
Rüya mor renkli yelek ör.
Rüya renkli yelek ör.
Rüya yelek ör.
Rüya ör.
Ör.





Tür..ki..ye

.....ket

e.....

yumur.....

kü.....

Ata.....


.....mer

ar.....




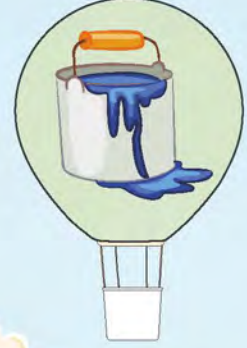


Resimde gördüklerinizi anlatınız.
Adında "ı" sesi bulunan varlıkların
resimlerini boyayınız.






Adında "ı" sesi bulunan varlıkları
işaretleyiniz.





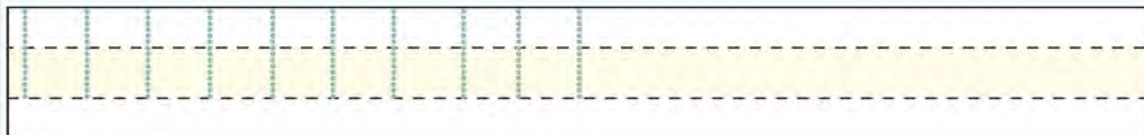
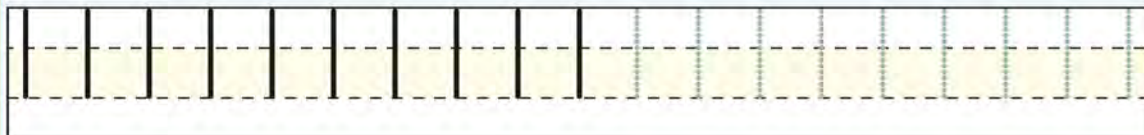
"ı" sesi başta mı, ortada mı,
sonda mı? İşaretleyiniz.

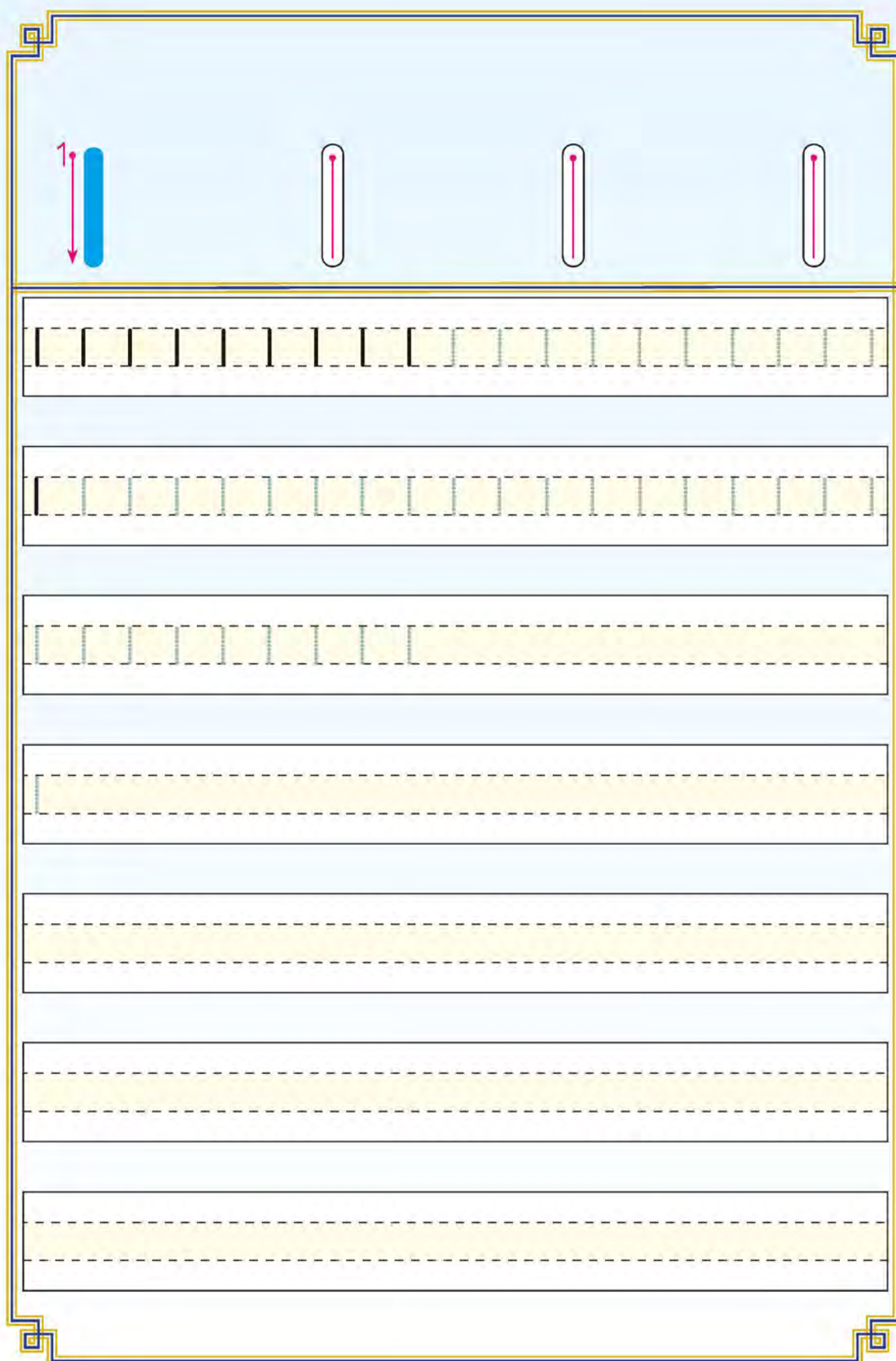
6

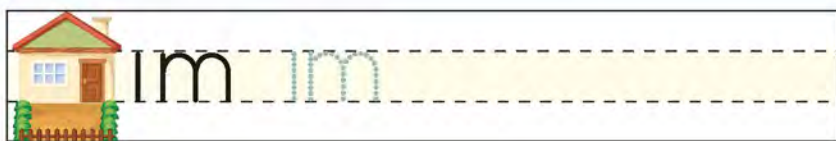
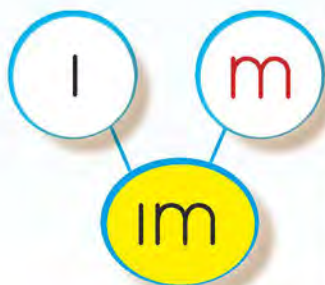


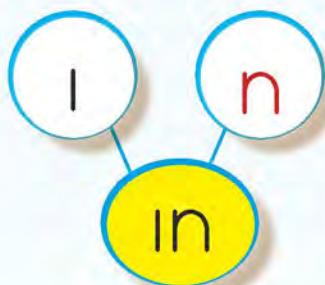
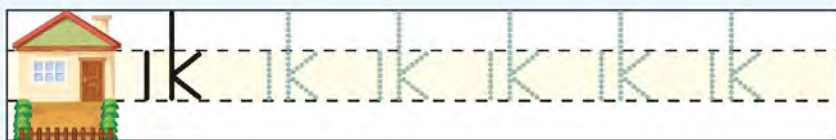
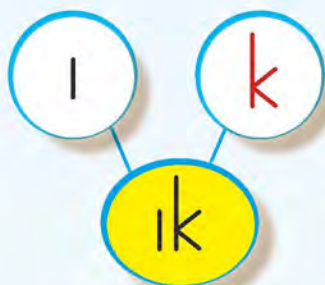

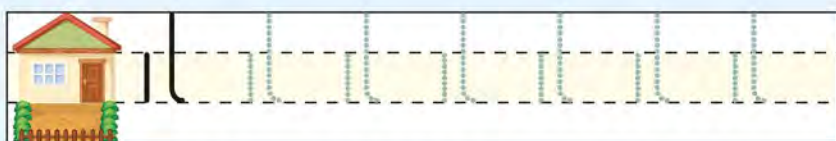
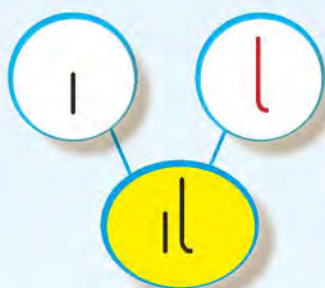
☐ ☐ ☒☐ ☐ ☐☐ ☐ ☐☐ ☐ ☐☐ ☐ ☐☐ ☐ ☐


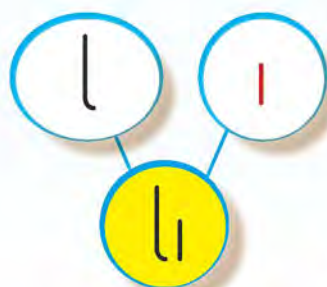

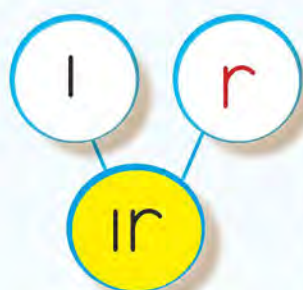

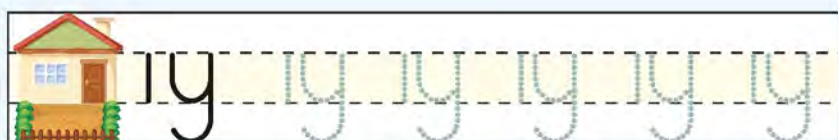


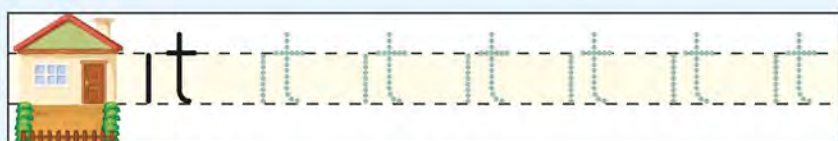
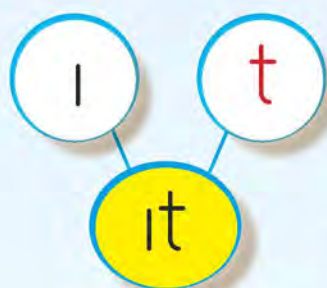



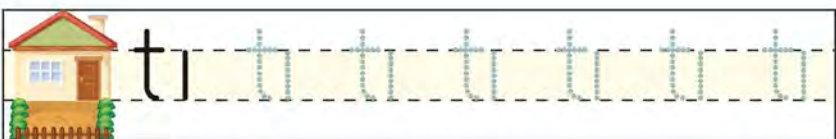
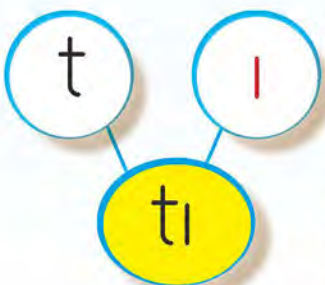

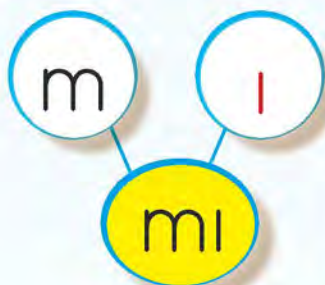

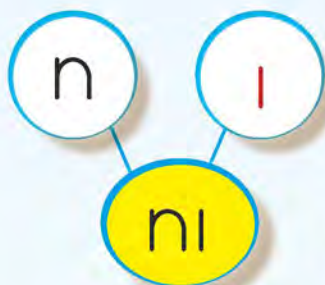

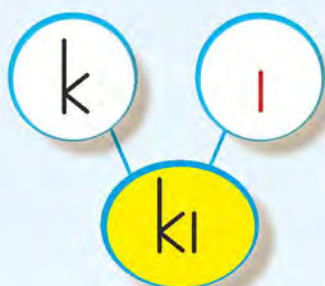




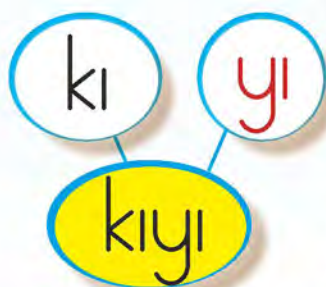



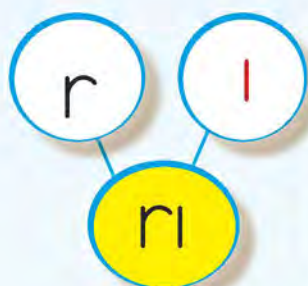


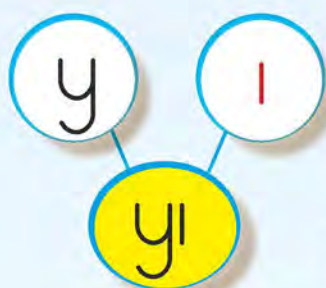











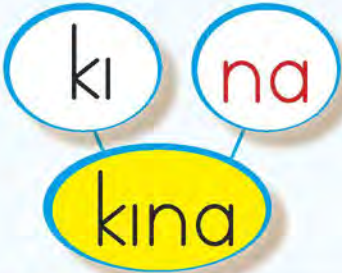




atki atki atki atki atki

atki atki

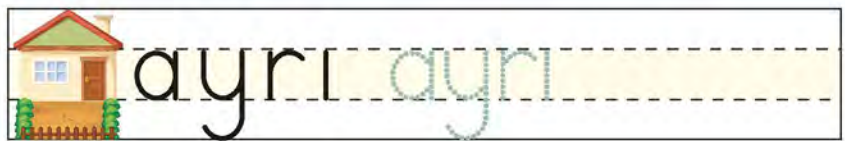
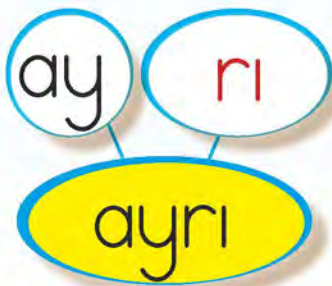
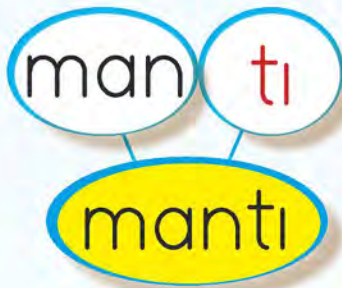

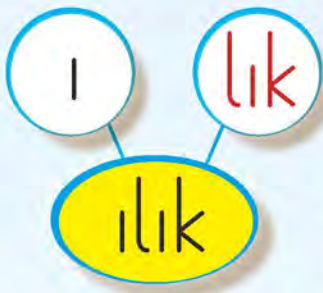
İrem renkli atkı ör.



kına kına kına kına


kına kına

Emel eline kına yaktı.




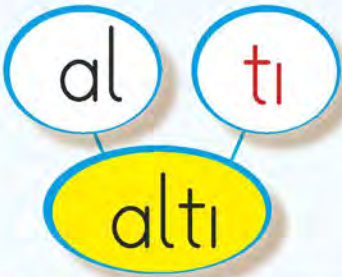



 takı takı takı takı takı


 takı takı

 Nil takı takı.






 altı altı altı altı altı

 altı altı altı

 İki kalem altı lira.



Annem altın knyeye taktı.



Murat mantı ye.



İrmak yırtık yelek alma.



Anıl kirli nlk takma.



Yalın tatil anılarını mı anlattı?



Kim eline kına yaktı?





- İtirmantarlı et ye.

İtir mantarlı et ye.

- Altanmantıttı.

- Namıkkıymalıyumurtaye.

- Tarıkelmalarıyıkaye.

- Koraykırıkkalemiyalma.



Akın

A-kın

tırnak

akıllı

tatlı

takım

kıymalı



TARIK

Tarik oltayı tuttu.
Tarik oltaya yem taktı.
Tarik oltaya altı yem taktı.
Irmak yemli oltayı tuttu.
Yemli oltayı attı.

I

Handwriting practice line with dashed middle line.

Handwriting practice line with dashed middle line.

Handwriting practice line with dashed middle line.

Handwriting practice line with dashed middle line.

Handwriting practice line with dashed middle line.

Handwriting practice line with dashed middle line.



AYIKLA

Murat ayıkla.
Murat otları ayıkla.
Murat kalın otları ayıkla.
Murat kalın otları tirmikla ayıkla.
Murat kalın otları ayıkla.
Murat otları ayıkla.
Murat ayıkla.
Ayıkla.



TAKI

İrmak tak.
İrmak takı tak.
İrmak renkli takı tak.
İrmak iki renkli takı tak.
İrmak iki ayrı renkli takı tak.
İrmak iki renkli takı tak.
İrmak takı tak.
İrmak tak.
Taki





6

t ı r m ı k



ye

İrmak

nar

yarım

İrmak yarım nar ye.

kırık

Akın'ın

kolu

Ali

yattı

erken

kırık

tutma

Numan

tırmık





Resimde gördüklerinizi anlatınız.
Adında "d" sesi bulunan varlıkların
resimlerini boyayınız.






Adında "d" sesi bulunan varlıkları işaretleyiniz.



"d" sesi başta mı, ortada mı, sonda mı? İşaretleyiniz.

☒ ☐ ☐☐ ☐ ☐☐ ☐ ☐☐ ☐ ☐☐ ☐ ☐☐ ☐ ☐



D

d

D

d

d

D

d

d

D

d

d

D

D

D

d

D

d





Dd



D

d d

D

D

d

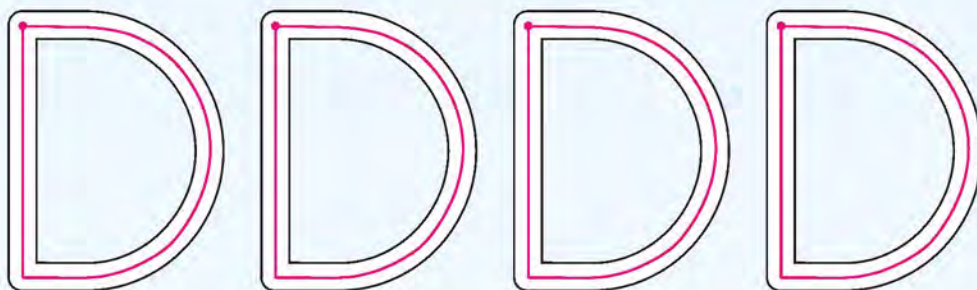
D

D

d

d






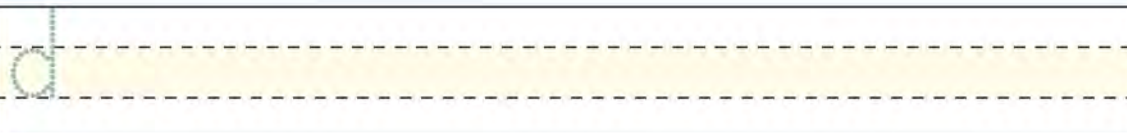
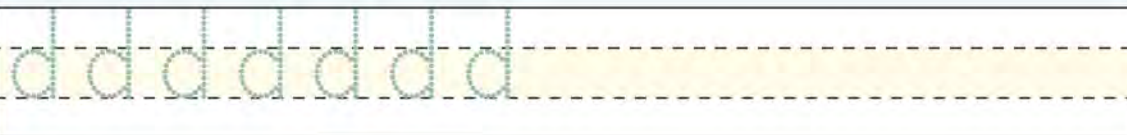

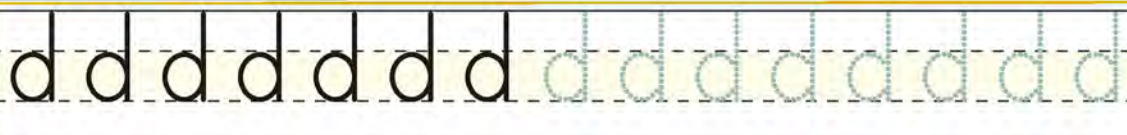
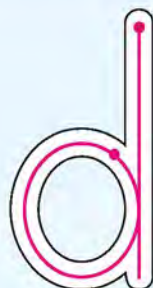
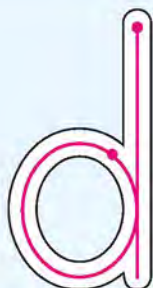
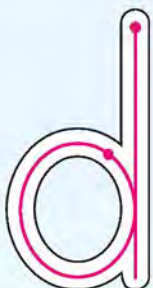


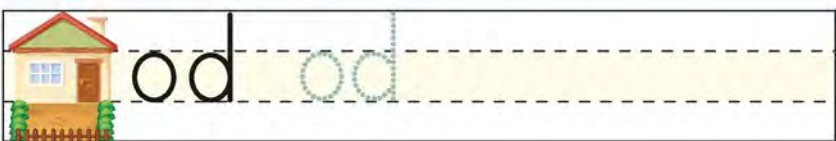
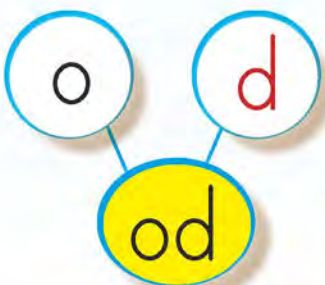

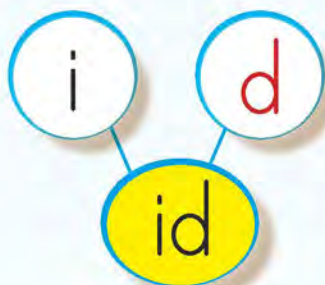
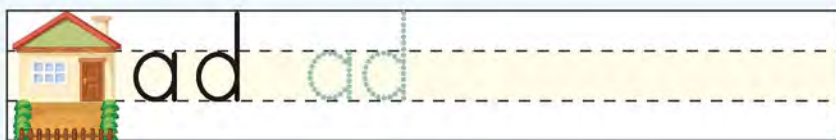

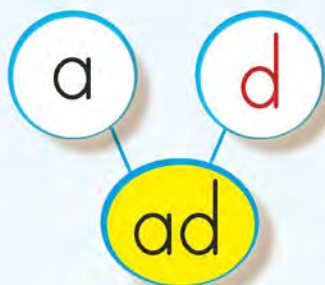
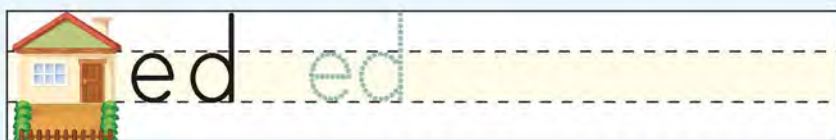
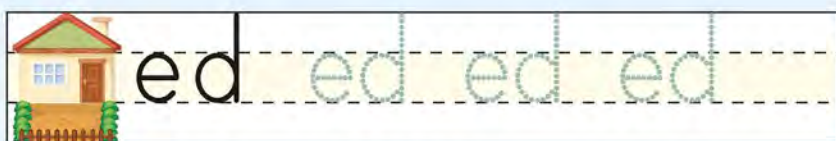
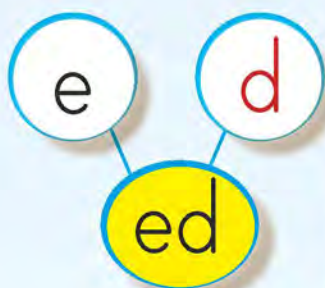
D D D D D D D D D D D D


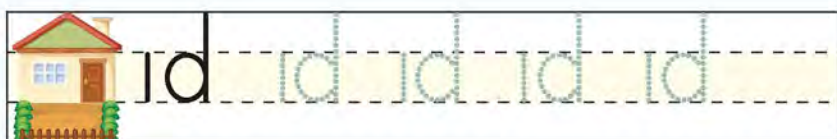
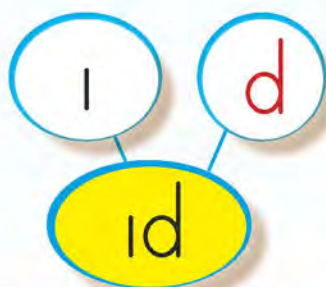
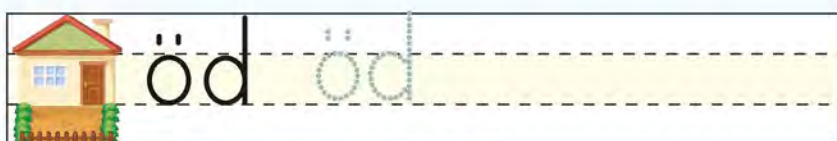
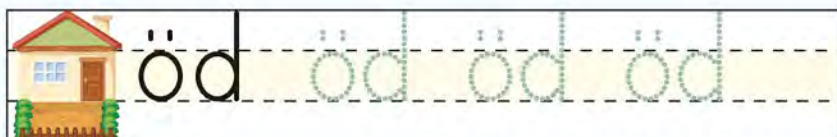


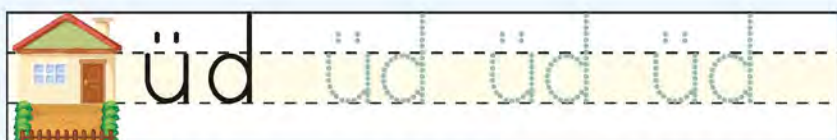

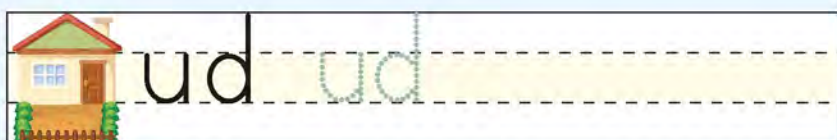
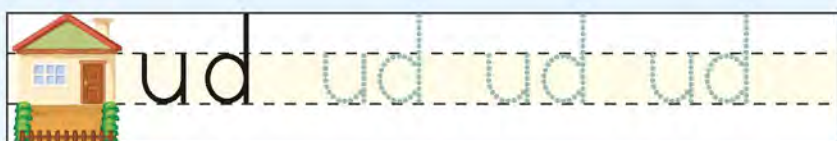
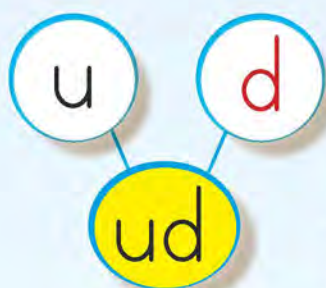
D D D D D D D D D D D D D D D D

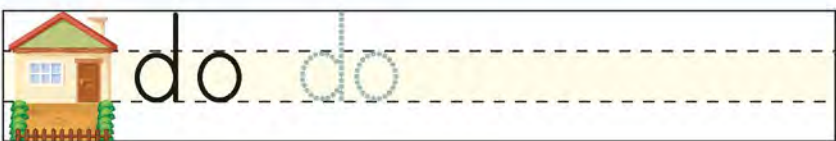
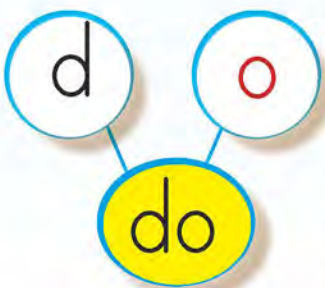

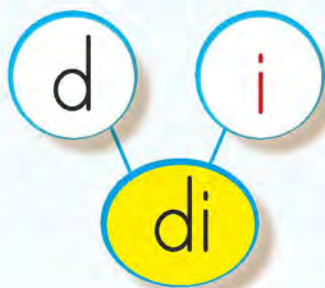
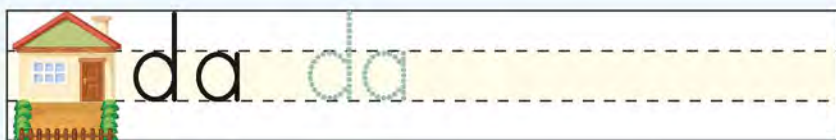

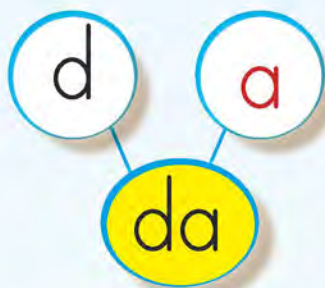
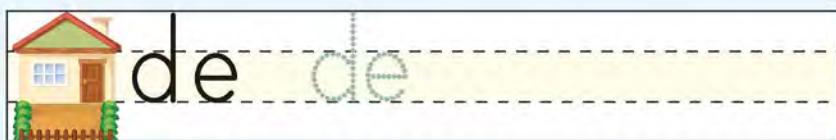
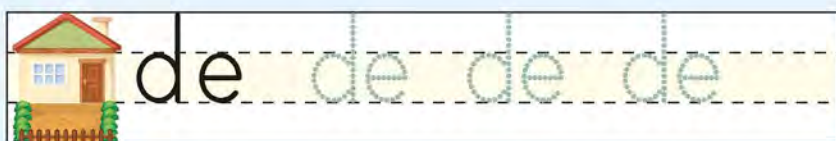
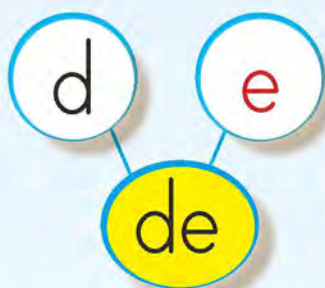
D D D D D D D D


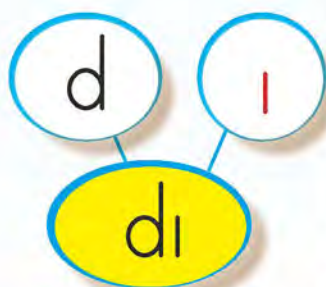
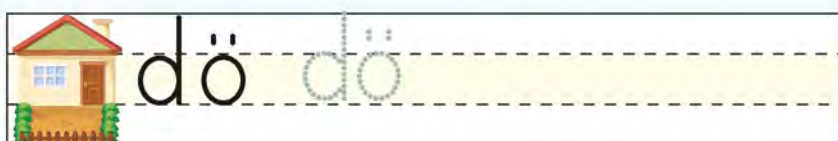
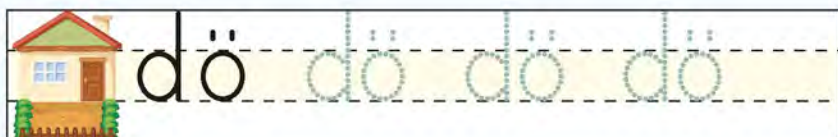
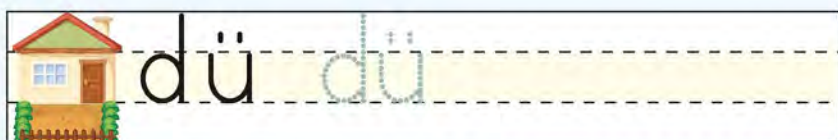
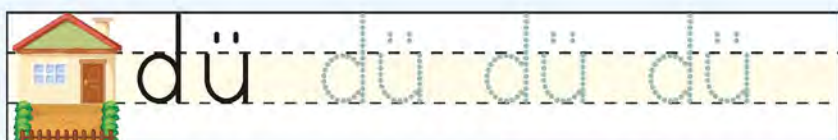
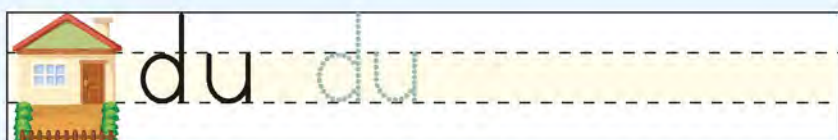
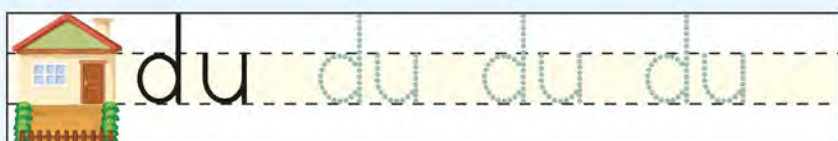
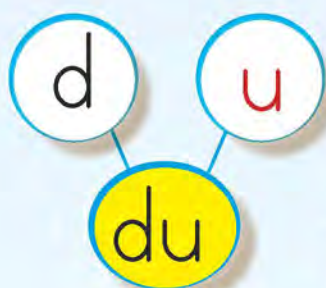
D

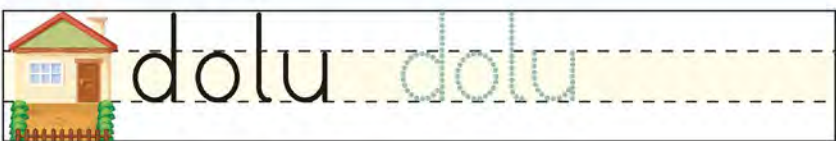
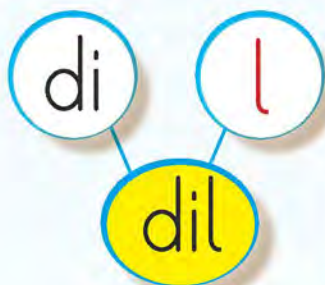
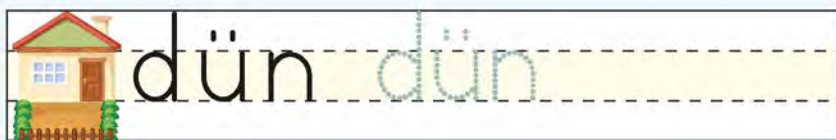
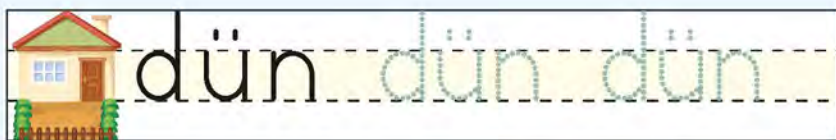
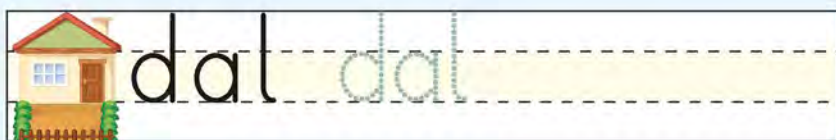
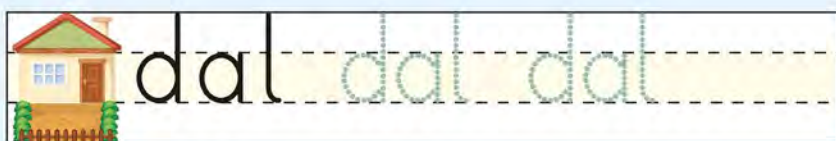
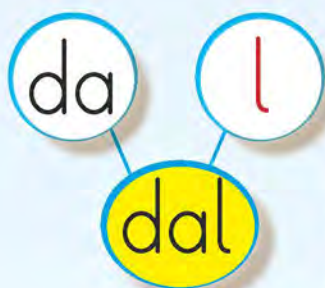
















 dede dede dede dede


 dede dede


 Dedem dün döndü.






 düdük düdük düdük

 düdük düdük

 Dilek düdük aldı.



Demet düdük aldı.



Demir Adana'ya gitti mi?



Didem mindere oturdu.



Doruk dut yedi mi?



Eda

E-da

duman

Kadir

Edirne

dört

nerede



NEREDE?

Dayı, dedem nerede?

Deden köyde.

Dayı, Didem nerede?

Didem okulda.

Dayı, Derya nerede?

Derya Adıyaman'da.

d



ÖDÜL

Ödül aldı.

Dürdane ödül aldı.

Dürdane dört ödül aldı.

Dürdane dört yeni ödül aldı.

Dürdane dört ödül aldı.

Dürdane ödül aldı.

Ödül aldı.

Ödül



DİNLE

Demet dinle.

Demet, dedeni dinle.

Demet, dedeni dikkatli dinle.

Demet, dedeni dikkatli dinledin mi?

Demet, dedeni dikkatli dinle.

Demet, dedeni dinle.

Demet dinle.

Dinle.





• dua • doktor • durdu • odada • erik • oyun

Aydın erik aldı.

Duru oturdu.

Önder oynadı.

Kadir okudu.

Kamyon yolda



ö

do

du

dok

yar

man

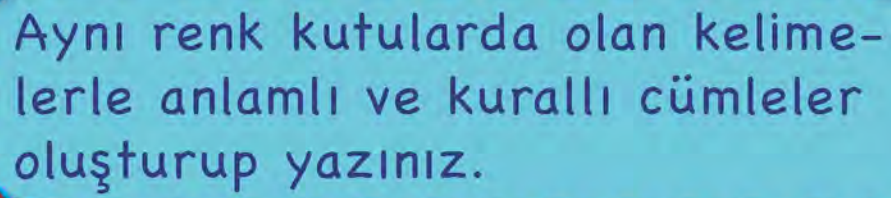
duman

dül

kun

dım

tor

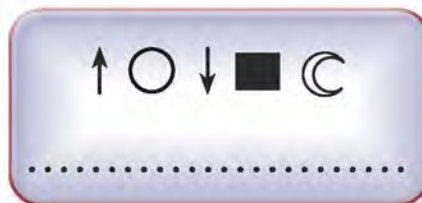
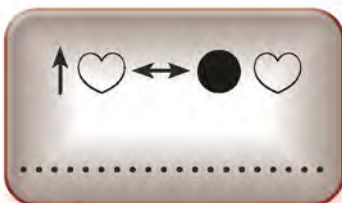
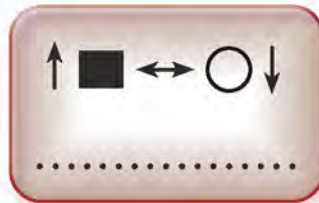
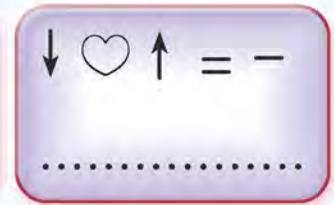
A handwriting practice sheet with six rows. Each row consists of a solid top line, a dashed middle line, and a solid bottom line. The area between the dashed middle line and the solid bottom line is highlighted in yellow to guide letter height.



ü i y n ö r o m




t e k u a l ı d







Resimde gördüklerinizi anlatınız.
Adında "s" sesi bulunan varlıkların
resimlerini boyayınız.







Adında "s" sesi bulunan varlıkları işaretleyiniz.

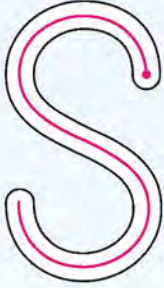


"s" sesi başta mı, ortada mı, sonda mı? İşaretleyiniz.

☐☐☒☐☐☐☐☐☐☐☐☐☐☐☐☐☐☐







S S S S S S S S S S S S

S S S S S S S S S S S S

S S S S S S

S



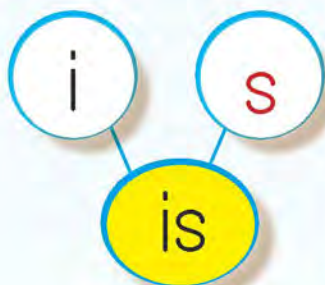
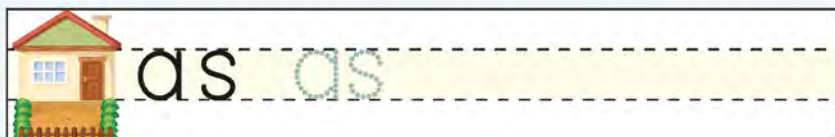
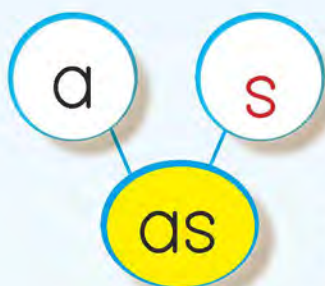

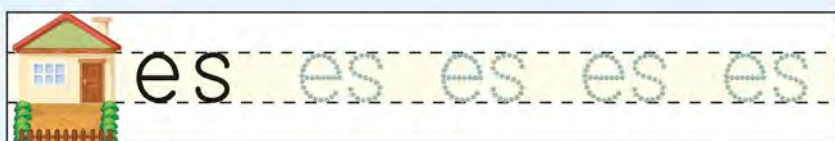
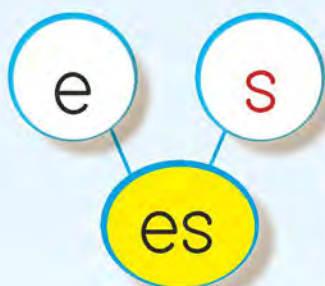




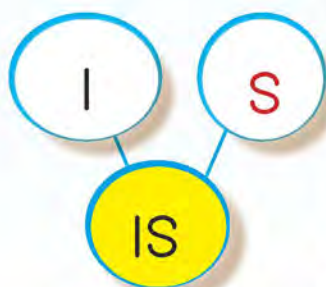





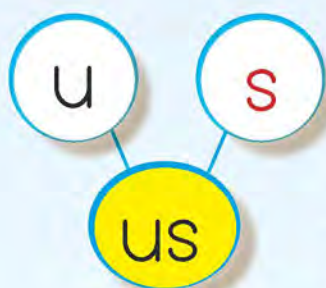
S S S S S S S S S S S S S S S

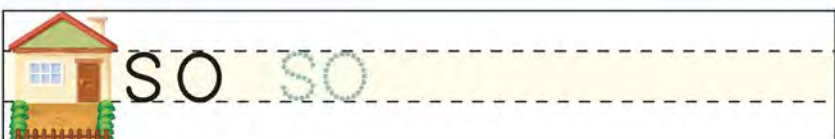

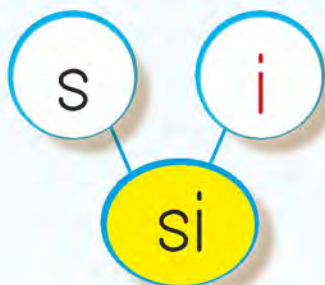
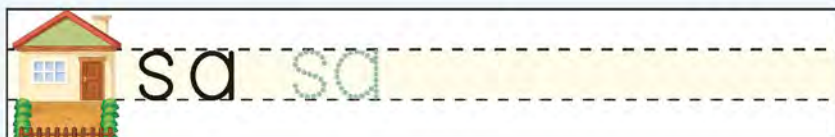
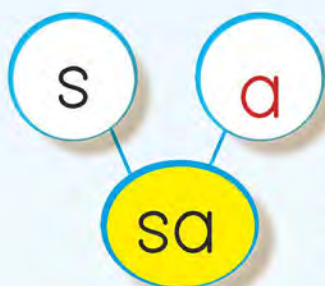
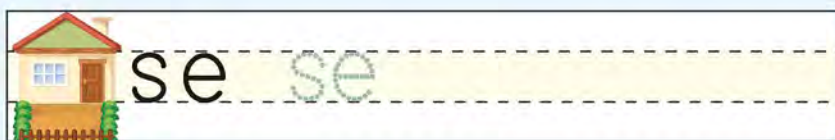
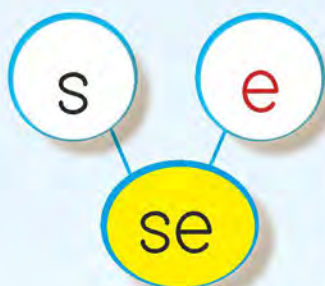
S S S S S S S S S S S S S S S


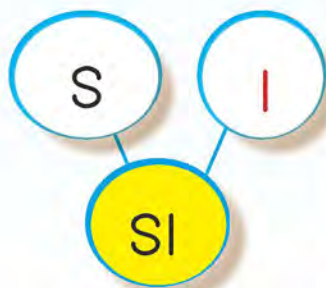



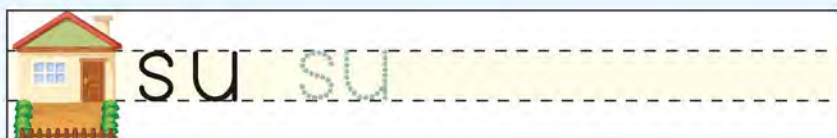

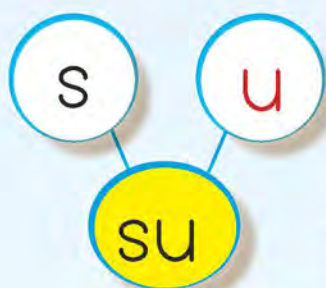
S S S S S S S

S











 simit simit simit simit


 simit simit

 Sila simit yedi.




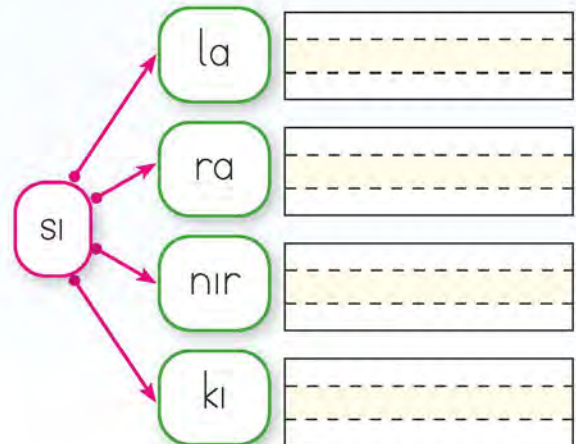
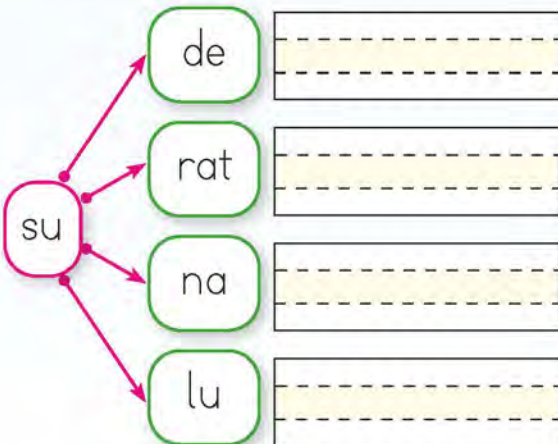
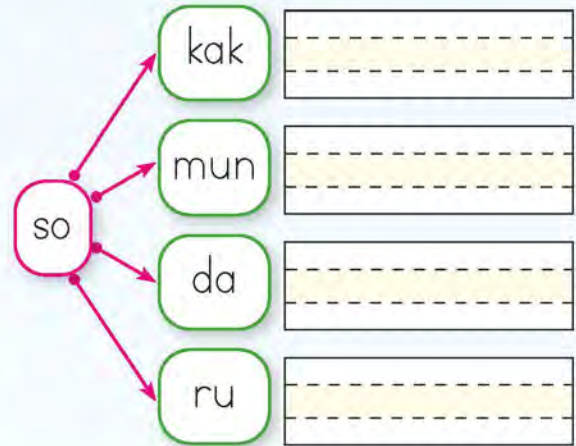
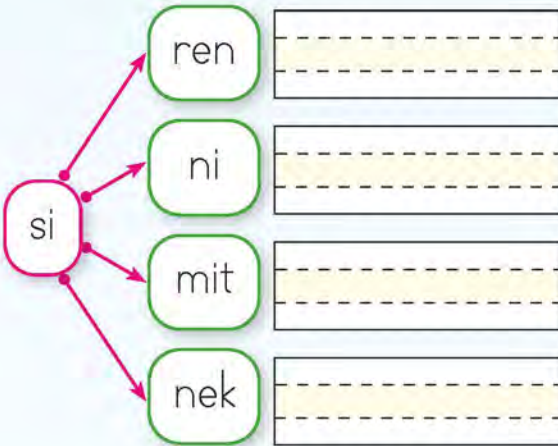
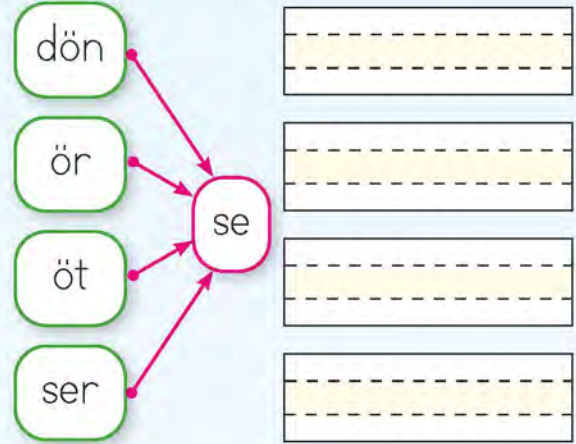
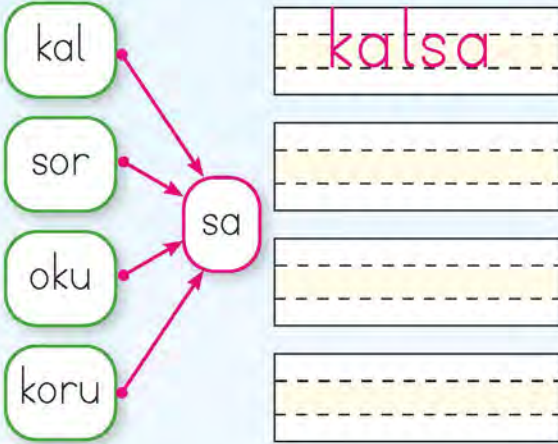


 saat saat saat saat

 saat saat

 Asiye saat senin mi?





Saniye salataya limon sıkı.



Murat tenis oynadı.



Selma türkü söyledi.



Sinem Selin'e el salladı.



Seda ile Asya seksek oynadı.



Sinan annesine soru sordu.





SİLDİN Mİ?

Osman masayı sildin mi?

Masayı sildim.

Masayı neyle sildin?

Masayı ıslak mendille sildim.

Islak mendili nereden aldın?

Marketten aldım.

S

Handwriting practice line with dashed middle line.

Handwriting practice line with dashed middle line.

Handwriting practice line with dashed middle line.

Handwriting practice line with dashed middle line.

Handwriting practice line with dashed middle line.

Handwriting practice line with dashed middle line.

Handwriting practice line with dashed middle line.



ESİN

Esin alsa.

Esin saat alsa.

Esin süslü saat alsa.

Esin Meli'se süslü saat alsa.

Esin Meli'se süslü saat alsa, taksa.

Esin Meli'se süslü saat alsa.

Esin süslü saat alsa.

Esin saat alsa.

Esin alsa.

Esin



SELİM

Selim yedi.

Selim armut yedi.

Selim sulu armut yedi.

Selim sulu iki armut yedi.

Selim okulda sulu iki armut yedi.

Selim sulu iki armut yedi.


Selim sulu armut yedi.

Selim armut yedi.

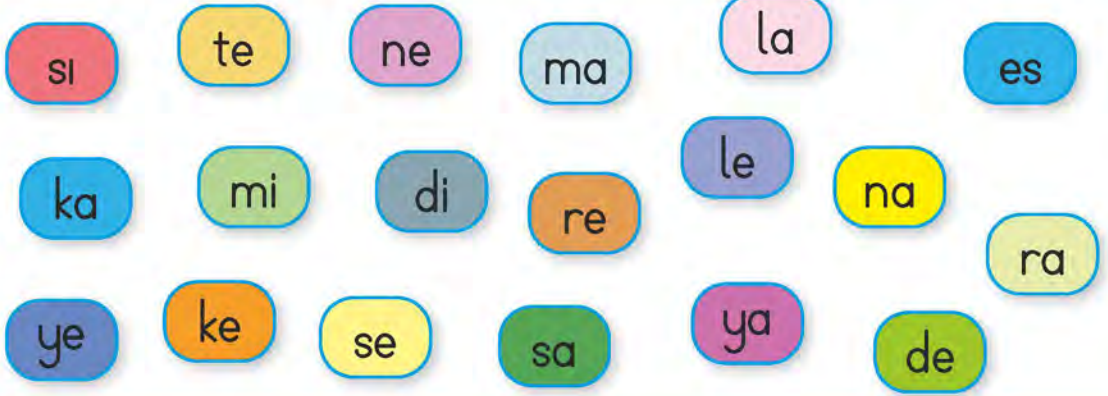
Selim yedi.

Selim





Karışık olarak verilen hece-
lerden anlamlı kelimeler oluş-
turunuz. Oluşturduğunuz ke-
limeleri okuyunuz ve yazınız.





Handwriting practice line with dashed midline.



Handwriting practice line with dashed midline.



Handwriting practice line with dashed midline.



Handwriting practice line with dashed midline.



Handwriting practice line with dashed midline.



Handwriting practice line with dashed midline.



domates



Marketten domates aldım.






Resimde gördüklerinizi anlatınız.
Adında "b" sesi bulunan varlıkların
resimlerini boyayınız.





Adında "b" sesi bulunan varlıkları işaretleyiniz.





"b" sesi başta mı, ortada mı, sonda mı? İşaretleyiniz.

☒ ☒ ☐☐ ☐ ☐

1

☐ ☐ ☐☐ ☐ ☐☐ ☐ ☐☐ ☐ ☐





B b

B b b

B

B

b

B

b

b

B









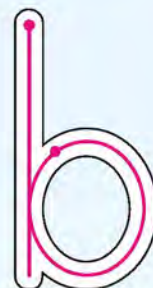
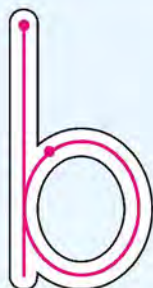


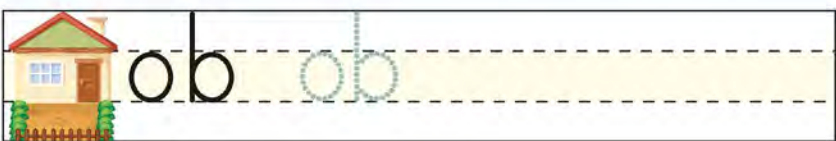


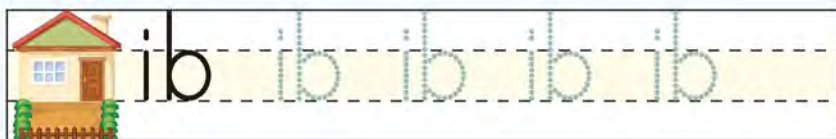
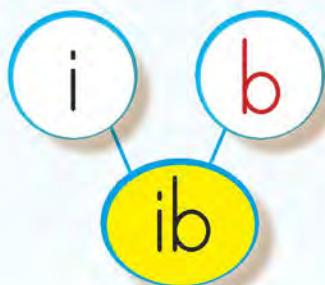
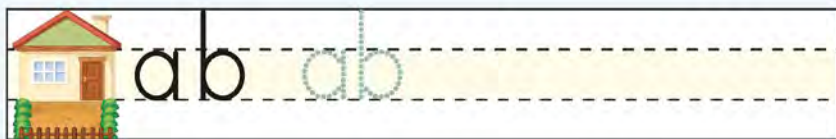

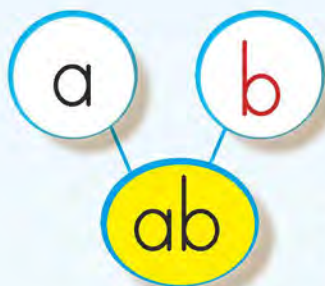
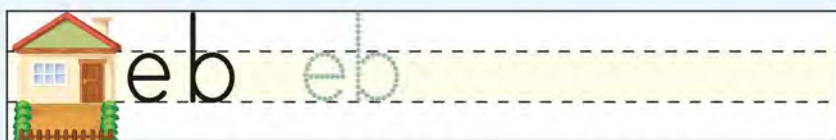
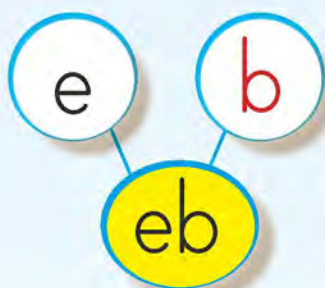
B B B B B B B B B B B B


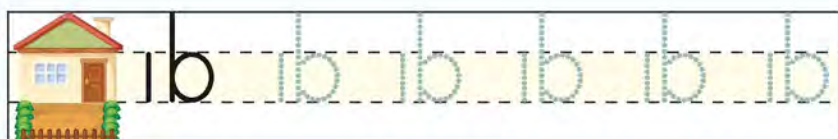
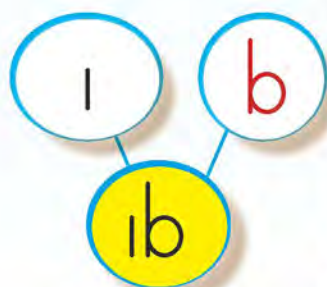
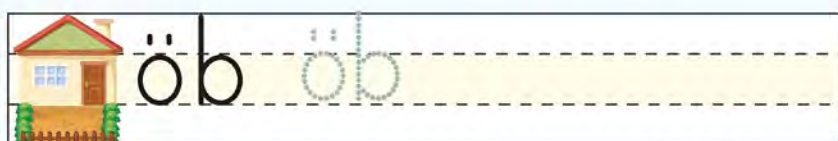
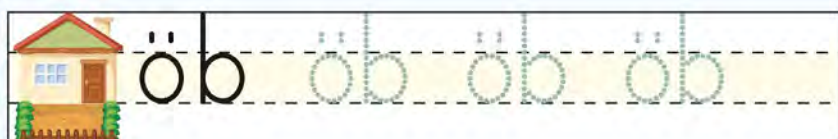

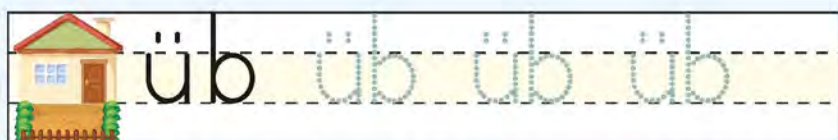

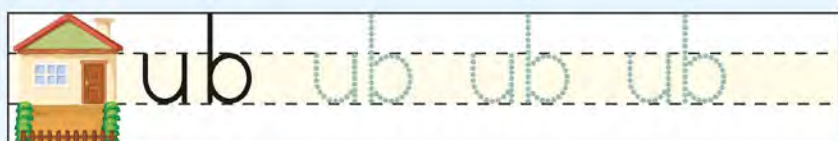
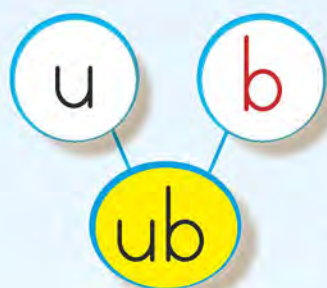
B B B B B B B B B B B B B B B

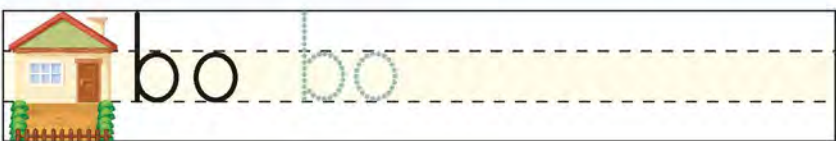

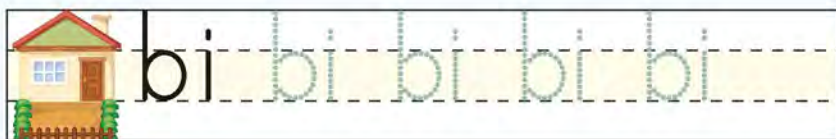
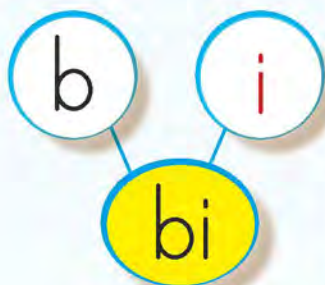

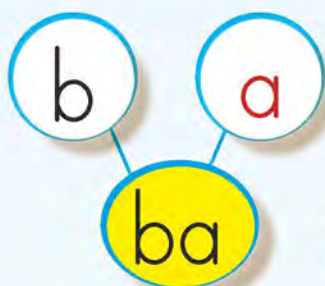
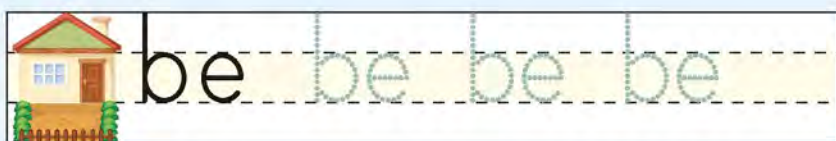
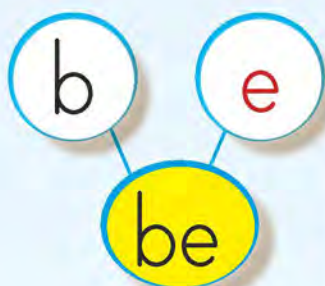
B B B B B B B


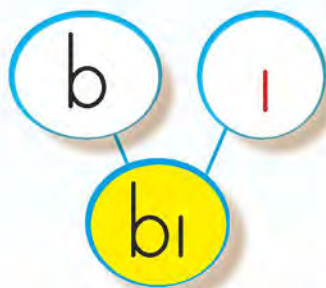
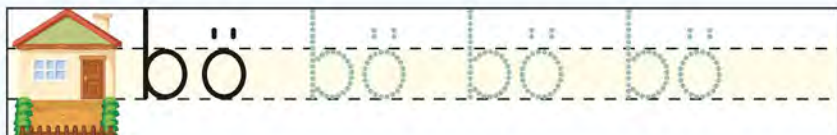
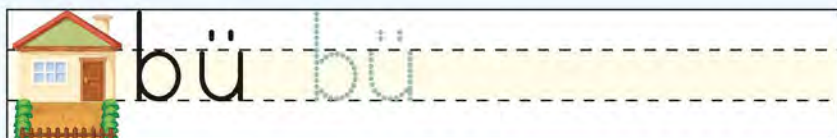



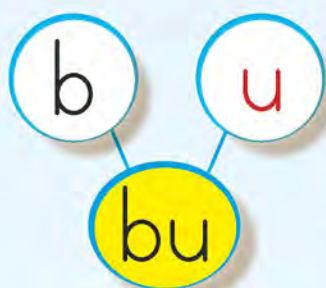
B

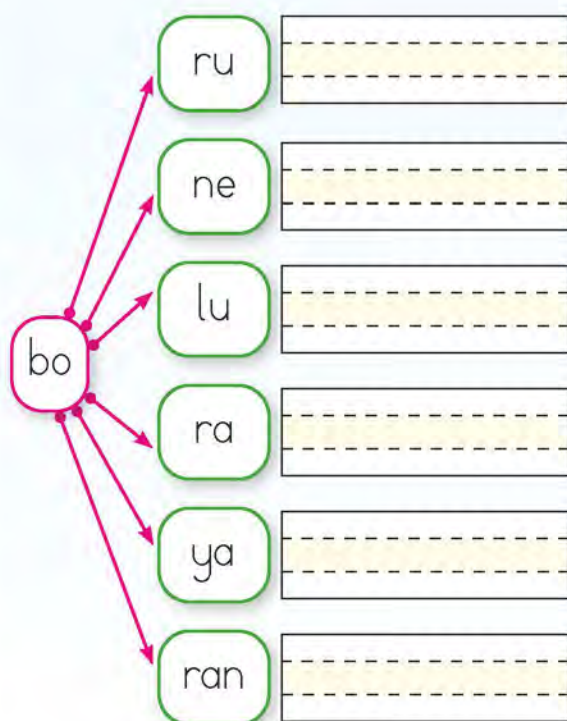
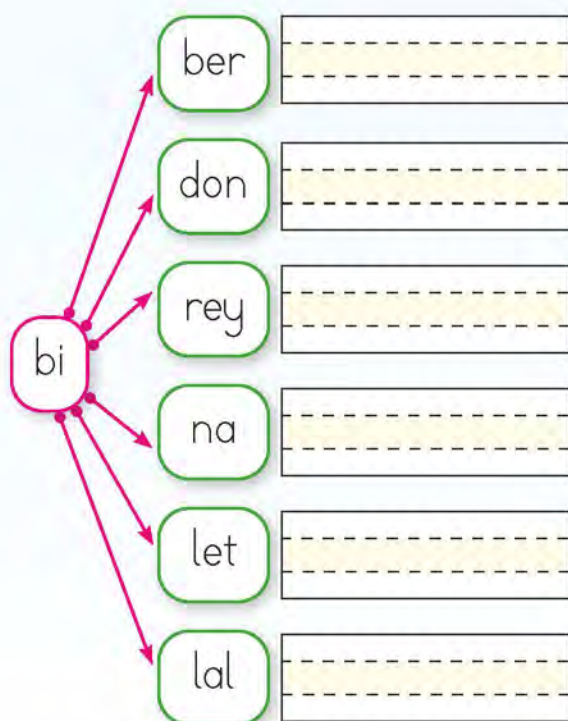
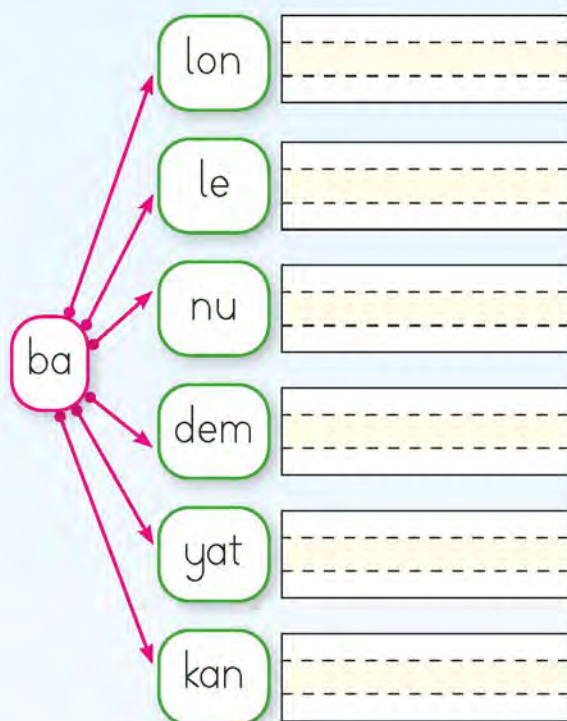
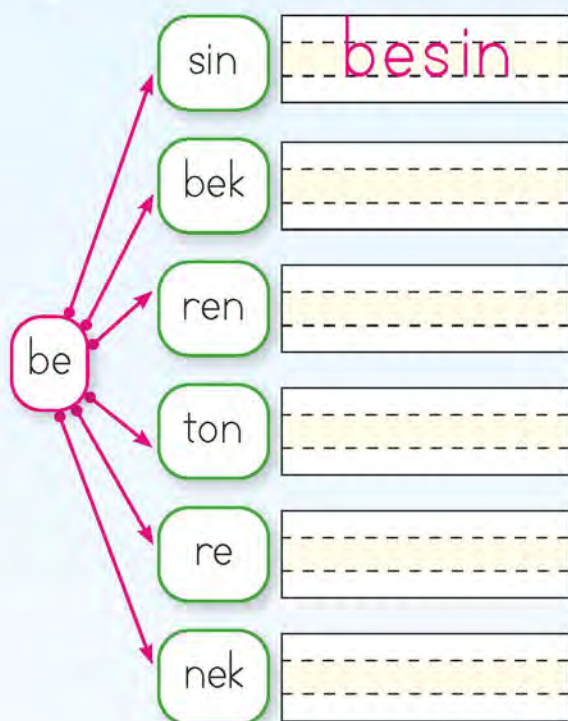












ke le bek
kelebek



kelebek kelebek

kelebek

Kelebek dala kondu.

o to b s
otob s



otob s otob s otob s

otob s otob s

 lke otob s bileti aldı.



BÖREK

b

Abla börek al.

Berna'ya börek al.

Berna'ya kıymalı börek alma.

Berna'ya otlu börek al.

Börekleri bölerek koy.

Berna börekleri ye.



BAYRAK

Bayrak salla.
Beren bayrak salla.
Beren iki bayrak salla.
Beren iki al bayrak salla.
Beren iki bayrak salla.
Beren bayrak salla.
Bayrak salla.
Bayrak

BERİL

Beril aldı.
Beril balon aldı.
Beril büyük balon aldı.
Beril bir büyük balon aldı.
Beril ablasına bir büyük balon aldı.
Beril bir büyük balon aldı.
Beril büyük balon aldı.
Beril balon aldı.
Beril aldı.
Beril





Kelimeleri hecelerine ayırınız.
Her hecede el ırparak kelime-
lerin hece sayısını bulunuz. Hece
sayısı kadar yuvarlağı boyayınız.

bardak



boru



kulübe



bir



burun



balerin



bilet



badana



kabak



mobilya



büyük



benek



labirent



bal



ben





b u l u t





Resimlerdeki varlıkların ilk harflerini kullanarak kelimeler oluřturunuz.



b a l ı k





Bünyamin otobüs bileti aldı.

1 cümle

Bünyamin

otobüs

bileti

aldı.

4 kelime

Bün

ya

min

o

to

büs

bi

le

ti

al

dı

11 hece

Buse balkona bayrak astı.

..... cümle

..... kelime

..... hece

Bilal sobaya odun attı.

..... cümle

..... kelime

..... hece

Buket ile Banu bamya yedi.

..... cümle

..... kelime

..... hece



Öğrendiğiniz harfleri kullanarak kelimeler oluşturunuz.

E L A K İ N

O M U T Ü Y

Ö R İ D S B

--	--	--


--	--	--

--	--	--

--	--	--

--	--	--


--	--	--





Yapılışı

- Sayfayı makas işareti olan yerden kesiniz.
- Harflerin üzerine yapıştırıcı sürerek harfleri kuru yaprak parçaları ile kaplayınız.
- Çalışmanızı sınıf panosunda sergileyiniz.



M

m

Yapılışı

- Sayfayı makas işareti olan yerden kesiniz.
- Harflerin üzerine yapıştırıcı sürerek harfleri makarna ile kaplayınız.
- Çalışmanızı sınıf panosunda sergileyiniz.

5

5


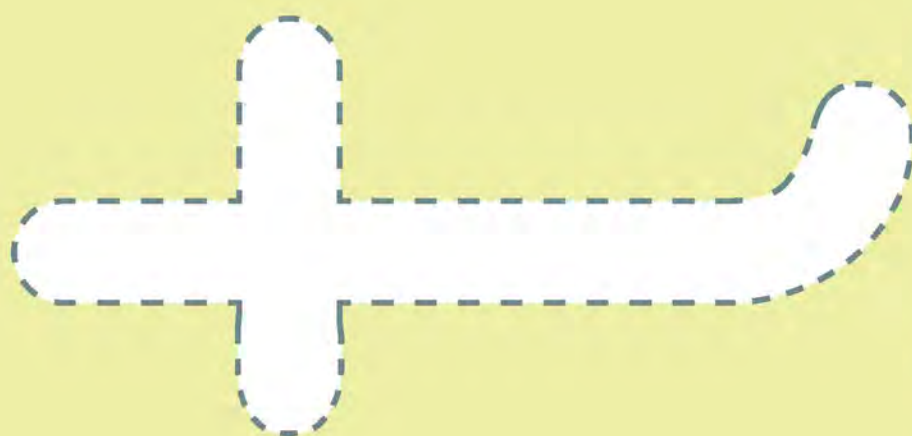


u

u

Yapılışı

- Sayfayı makas işareti olan yerden kesiniz.
- Harflerin üzerine yapıştırıcı sürerek harfleri pamuk ile kaplayınız.
- Çalışmanızı sınıf panosunda sergileyiniz.




T

t

Yapılışı

- Sayfayı makas işareti olan yerden kesiniz.
- Harflerin üzerine yapıştırıcı sürerek harfleri eski kumaş parçaları ile kaplayınız.
- Çalışmanızı sınıf panosunda sergileyiniz.

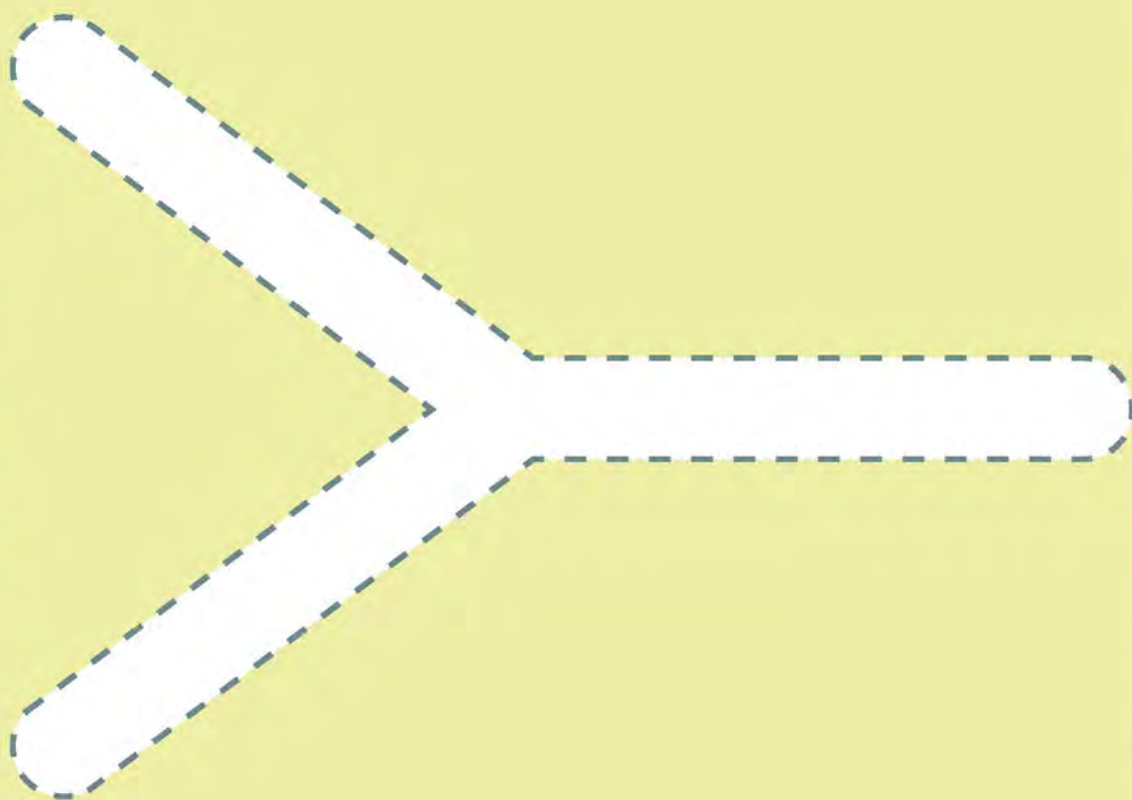



ü

ü

Yapılışı

- Sayfayı makas işareti olan yerden kesiniz.
- Harflerin üzerine yapıştırıcı sürerek harfleri boncuk ile kaplayınız.
- Çalışmanızı sınıf panosunda sergileyiniz.




Y

y

Yapılışı


- Sayfayı makas işareti olan yerden kesiniz.
- Harflerin üzerine yapıştırıcı sürerek harfleri yumurta kabukları ile kaplayınız.
- Çalışmanızı sınıf panosunda sergileyiniz.





Yapılışı

- Sayfayı makas işareti olan yerden kesiniz.
- Harflerin üzerine yapıştırıcı sürerek harfleri el işi kâğıdı ile kaplayınız.
- Çalışmanızı sınıf panosunda sergileyiniz.



R

r


Yapılışı

- Sayfayı makas işareti olan yerden kesiniz.
- Harflerin üzerine yapıştırıcı sürerek harfleri krepon kâğıdı ile kaplayınız.
- Çalışmanızı sınıf panosunda sergileyiniz.



Yapılışı

- Sayfayı makas işareti olan yerden kesiniz.
- Harflerin üzerine yapıştırıcı sürerek harfleri şişe kapakları ile kaplayınız.
- Çalışmanızı sınıf panosunda sergileyiniz.



D

d

Yapılışı

- Sayfayı makas işareti olan yerden kesiniz.
- Harflerin üzerine yapıştırıcı sürerek harfleri kurdele ile kaplayınız.
- Çalışmanızı sınıf panosunda sergileyiniz.

с

С





S

S

Yapılışı

- Sayfayı makas işareti olan yerden kesiniz.
- Harflerin üzerine yapıştırıcı sürerek harfleri sim ile kaplayınız.
- Çalışmanızı sınıf panosunda sergileyiniz.



B

b

Yapılışı

- Sayfayı makas işareti olan yerden kesiniz.
- Kozalakları parçalarına ayırınız.
- Harflerin üzerine yapıştırıcı sürerek harfleri kozalak parçaları ile kaplayınız.
- Çalışmanızı sınıf panosunda sergileyiniz.