

ELEMENTARY SCHOOL

LEARN WITH BOUNCY



YAZARLAR

Özben AKSEKİ
Güniz ÇALIŞKAN KILIÇ
Evrin ÇELİK
Emre DİKİLİKAYA
Zehra KARA
Oya PANGAL
Muharrem SARI
Neslihan YÜCEL

STUDENT'S BOOK

4



DEVLET KİTAPLARI
BİRİNCİ BASKI

....., 2019

MİLLÎ EĞİTİM BAKANLIĞI YAYINLARI: 6987
DERS KİTAPLARI DİZİSİ: 1842

Her hakkı saklıdır ve Millî Eğitim Bakanlığına aittir. Kitabın metin, soru ve şekilleri kısmen de olsa hiçbir surette alınıp yayımlanamaz.

EDİTÖR

Zehra KARA

GÖRSEL TASARIM

Demet GÖKDEMİR ÜLGÜNALP

Şule OĞUZHAN

PROGRAM GELİŞTİRME UZMANI

Ayşen GÜLEN

ISBN 978-975-11-4919-0

Millî Eğitim Bakanlığı, Talim ve Terbiye Kurulunun 18.04.2019 gün ve 8 sayılı kararı ile ders kitabı olarak kabul edilmiş, Destek Hizmetleri Genel Müdürlüğünün 28.05.2019 gün ve 10444088 sayılı yazısı ile birinci defa 229.371 adet basılmıştır.



İSTİKLÂL MARŞI

Korkma, sönmez bu şafaklarda yüzen al sancak;
Sönmeden yurdumun üstünde tüten en son ocak.
O benim milletimin yıldızıdır, parlayacak;
O benimdir, o benim milletimindir ancak.

Çatma, kurban olayım, çehreni ey nazlı hilâl!
Kahraman ırkıma bir gül! Ne bu şiddet, bu celâl?
Sana olmaz dökülen kanlarımız sonra helâl.
Hakkıdır Hakk'a tapan milletimin istiklâl.

Ben ezelden beridir hür yaşadım, hür yaşarım.
Hangi çılgın bana zincir vuracakmış? Şaşarım!
Kükremiş sel gibiyim, bendimi çiğner, aşarım.
Yırtarım dağları, enginlere sığmam, taşarım.

Garbın âfâkını sarmışsa çelik zırhlı duvar,
Benim iman dolu göğsüm gibi serhaddim var.
Ulusun, korkma! Nasıl böyle bir imanı boğar,
Medeniyet dediğin tek dişi kalmış canavar?

Arkadaş, yurduma alçakları uğratma sakın;
Siper et gövdeni, dursun bu hayâsızca akın.
Doğacaktır sana va'dettiği günler Hakk'ın;
Kim bilir, belki yarın, belki yarından da yakın.

Bastığın yerleri toprak diyerek geçme, tanı:
Düşün altındaki binlerce kefensiz yatanı.
Sen şehit oğlusun, incitme, yazıktır, atanı:
Verme, dünyaları alsan da bu cennet vatanı.

Kim bu cennet vatanın uğruna olmaz ki feda?
Şüheda fışkıracak toprağı sıksan, şüheda!
Cânı, cânânı, bütün varımı alsın da Huda,
Etmesin tek vatanımdan beni dünyada cüda.

Ruhumun senden İlâhî, şudur ancak emeli:
Değmesin mabedimin göğsüne nâmahrem eli.
Bu ezanlar -ki şehadetleri dinin temeli-
Ebedî yurdumun üstünde benim inlemeli.

O zaman vecd ile bin secde eder -varsa- taşım,
Her cerâhamdan İlâhî, boşanıp kanlı yaşım,
Fışkırır ruh-ı mücerret gibi yerden na'sım;
O zaman yükselerek arşa değer belki başım.

Dalgalar sen de şafaklar gibi ey şanlı hilâl!
Olsun artık dökülen kanlarımın hepsi helâl.
Ebediyyen sana yok, ırkıma yok izmihlâl;
Hakkıdır hür yaşamış bayrağımın hürriyyet;
Hakkıdır Hakk'a tapan milletimin istiklâl!

Mehmet Âkif Ersoy


GENÇLİĞE HİTABE

Ey Türk gençliği! Birinci vazifen, Türk istiklâlini, Türk Cumhuriyetini, ilelebet muhafaza ve müdafaa etmektir.

Mevcudiyetinin ve istikbalinin yegâne temeli budur. Bu temel, senin en kıymetli hazinendir. İstikbalde dahi, seni bu hazineden mahrum etmek isteyecek dâhilî ve hâricî bedhahların olacaktır. Bir gün, istiklâl ve cumhuriyeti müdafaa mecburiyetine düşersen, vazifeye atılmak için, içinde bulunacağın vaziyetin imkân ve şeraitini düşünmeyeceksin! Bu imkân ve şerait, çok namüsaît bir mahiyette tezahür edebilir. İstiklâl ve cumhuriyetine kastedecek düşmanlar, bütün dünyada emsali görülmemiş bir galibiyetin mümessili olabilirler. Cebren ve hile ile aziz vatanın bütün kaleleri zapt edilmiş, bütün tersanelerine girilmiş, bütün orduları dağıtılmış ve memleketin her köşesi bilfiil işgal edilmiş olabilir. Bütün bu şeraitten daha elîm ve daha vahim olmak üzere, memleketin dâhilinde iktidara sahip olanlar gaflet ve dalâlet ve hattâ hıyanet içinde bulunabilirler. Hattâ bu iktidar sahipleri şahsî menfaatlerini, müstevlîlerin siyasî emelleriyle tevhit edebilirler. Millet, fakr u zaruret içinde harap ve bîtap düşmüş olabilir.

Ey Türk istikbalinin evlâdı! İşte, bu ahval ve şerait içinde dahi vazifen, Türk istiklâl ve cumhuriyetini kurtarmaktır. Muhtaç olduğun kudret, damarlarındaki asil kanda mevcuttur.

Mustafa Kemal Atatürk



MUSTAFA KEMAL ATATÜRK

CHARACTERS & CONTENTS



CONTENTS

Language Summary.....	8	7 Jobs.....	81
1 Classroom Rules.....	9	8 My Clothes.....	93
2 Nationality.....	21	9 My Friends.....	105
3 Cartoon Characters.....	33	10 Food and Drinks.....	117
4 Free Time.....	45	Cut Outs	129
5 My Day.....	57	Stickers	135
6 Fun with Science.....	69	Answer Key for Activities ...	142
		Reference	162

LANGUAGE SUMMARY

1 CLASSROOM RULES

Functions	Useful Language
Asking for permission	May I come in? Can I come in/ go out? Yes, you can./ Sure, of course. Sorry, not right now.
Making simple requests	Give me the book/ pencil, please. Here you are./ Sure./ Of course.
Telling someone what to do	Be quiet, please. Close the door/ window. Open the door/ window.
Naming Numbers	1-50

2 NATIONALITY

Functions	Useful Language
Identifying countries and nationalities	Turkey/ France/ Germany/ Britain/ Japan/ Russia/ The USA Turkish/ French/ German/ British/ Japanese/ Russian/ American
Talking about locations of cities	Where is Van? It's in the east.

3 CARTOON CHARACTERS

Functions	Useful Language
Expressing ability and inability	I can swim, but I can't fly. Can you play the piano? Can s/he jump?
Talking about possessions	This is your guitar. Is this your character?

4 FREE TIME

Functions	Useful Language
Expressing likes and dislikes	I like playing chess/ riding a bike. I dislike singing.
Making simple inquiries	Do you like dancing? Do you like watching cartoons? Yes, I do./ No, I don't.
Asking for clarification	Can you say that again, please? Say that again, please. Pardon me?/ Sorry, please.

5 MY DAY

Functions	Useful Language
Talking about daily routines	I wake up in the morning. I do my homework. I go shopping with my mom on Saturdays.
Making simple inquiries	What do you do at noon/ in the afternoon? I have lunch at school. I watch TV at home. What time is it? It's 7 o'clock.
Telling the time and days	Sunday/ Monday/ Tuesday/ Wednesday/ Thursday/ Friday/ Saturday

6 FUN WITH SCIENCE

Functions	Useful Language
Giving and responding simple instructions	Cut it./ Plant it./ Water it. Fill it with water. Don't cut it now.
Making simple inquiries	What's "science" in Turkish? What's "scientist" in Turkish?
Talking about locations	Where is the egg? It's in the cup.

7 JOBS

Functions	Useful Language
Describing what people do and expressing what people like	What is your job? I am a doctor. I work at a hospital. I'm a farmer. I like animals.
Making simple inquiries	Where does s/he work? She works at school.

8 MY CLOTHES

Functions	Useful Language
Describing the weather	What's the weather like? It's sunny today. What's the weather like in Ankara in winter?
Making simple requests	Can I take your umbrella? Here you are. No, sorry. It's broken.
Naming Seasons	It's spring/ summer/ autumn/ winter.

9 MY FRIENDS

Functions	Useful Language
Describing people	What does s/he look like? She is tall and slim./ He is young and thin.
Talking about possessions	I have brown hair. S/he has brown eyes. My/ your hair is short.

10 FOOD AND DRINKS

Functions	Useful Language
Making offers	Do you want a sandwich? Want a sandwich? No, thanks. I'm full./ Yes, please.
Expressing basic needs and feelings	I want some milk, please. Is he thirsty? Yes, s/he is./ No, s/he isn't.

1

CLASSROOM RULES

1. Listen and chant.



Track 1

2. Listen, point, and repeat.



Track 2

1. door

2. window

3. board

4. map

5. book

6. desk

7. pencil case

8. pencil sharpener

9. eraser

10. ruler




In the Classroom

1 Listen and act it out.



Track 3




2.

Listen, stick, and trace. (Pg. 135)

Sticker



Track 4




1. Close the door.



2. Open the window.



3. Clean the board.



4. Look at the board.



5. Be quiet, please.




6. Come here.



7. Go back to your place, please.

3.

Use your finger puppets and act. (Pg. 131)



Prepare your classroom rules poster.

My Team



Listen and repeat.



Track 5



1 2 3 4 5 6 7 8 9 10

11 12 13 14 15

16 17 18 19 20

21 22 23 24 25

30 40 50



Listen and circle the numbers.



Track 6



BOUNCY'S SCOREBOARD

02 03 05 09 11 12

13 15 16 17 20 22

26 28 30 31 33 34

36 40 42 44 49 50

SAM'S SCOREBOARD

02 03 05 09 11 12

13 15 16 17 20 22

26 28 30 31 33 34

36 40 42 44 49 50



Write a number and say it.



My Scoreboard



My T-shirt



My Friend's
Scoreboard



My Friend's T-shirt



Listen and act it out.




Track 7




Match them.




 Can I join you?

 Leave your books here.



 Stay in the line.

 Take the ball.



Game

Count and act out.



Stand up

Open the window

Close the door

Say that again
(21-22-23-24-25)

Give me the book

Look at the board

Be quiet!

Say that again
(41-42-43-44-45)

Sit down



Listen and sing.



Track 8

LET'S SING

NUMBERS

I can count the numbers.
Come and say with me.

One, two, three, four, five and,
Say hello to your friend.
Six, seven, eight, nine, ten,
Listen and sing again.
Hands up! Show your fingers then,
Clap your hands! Clap your hands!

I can count the numbers.
Come and say with me.

Eleven, twelve, thirteen, fourteen,
I like jellybean.
Fifteen, sixteen, seventeen, eighteen,
Let's go to the canteen.
Nineteen, twenty, give me a candy.
Oh, no it's not healthy.

Ten, twenty, thirty, forty and,
Thirty, forty, fifty.
Numbers are so easy.
Thanks to little Bouncy.
Numbers are so easy.
Thanks to little Bouncy.

Words & Music by
Aysun Tonya Kasar

LET'S EXPLORE

Turn on the lights, please!

Ok, Sam.

Turn off the lights, please!
Save the energy.

LOOK!



PROJECT

Start your picture dictionary.

1

Classroom Rules

I can do it!

Check yourself and color.

1

2

3

4

5

ACTIVITY

1

CLASSROOM RULES



Look and write.

pencils

board

ruler

window

door

pencil case



a)



b)



c)



d)



e)



f)



Complete and act out.

Give (x3)

Clean

Look

Close

Open

1. **Give** me the pencil.

2. the door.

3. me the book.

4. the desk.

5. the window. It's cold.

6. at the board.

7. me the ruler.

ACTIVITY



Match the objects with the school bags.



Give me the green pencil, the dictionary and the blue book.



Give me two rulers and an eraser.



Give me the red pencil case and three pencils.



Give me the pencil sharpener and two yellow books.



ACTIVITY



Find the numbers.

~~FOUR~~
THIRTEEN
ELEVEN
FIFTY
SIXTEEN
FOURTEEN
FORTY
NINE
TWELVE
EIGHT
FIVE
EIGHTEEN

There are
extra numbers
in the puzzle.

LOOK!



H	T	W	O	E	J	Q	F	O	U	R	F	D	C	K
K	T	U	C	X	X	L	F	N	Q	B	S	D	E	H
Y	R	Y	T	R	I	H	T	E	I	K	E	Q	I	K
E	M	E	A	Y	J	M	Q	E	Y	N	V	X	G	F
I	Q	F	E	N	I	N	Y	T	R	O	E	K	H	I
G	B	O	N	E	O	T	F	R	B	F	N	A	T	V
H	U	F	I	E	Y	I	V	U	Z	W	A	D	E	E
T	I	S	B	T	F	R	I	O	A	W	C	N	E	A
X	Z	V	R	R	Z	O	D	F	Y	J	O	E	N	U
V	V	O	E	I	R	S	S	Y	D	Y	T	V	R	T
U	F	Q	B	H	L	O	A	R	E	S	E	E	P	G
Z	V	J	J	T	T	W	E	N	T	Y	F	L	F	U
J	V	T	T	H	I	R	T	Y	T	H	R	E	E	G
U	S	N	E	E	T	X	I	S	E	V	L	E	W	T
T	W	E	N	T	Y	F	I	V	E	A	R	M	H	M



Count and write.

1. How many pencils?



2. How many rulers?



ACTIVITY



Complete the dialogues.

Can I join your game?


Turn on the lights, please.

May I come in?

~~Sure.~~

Of course.

Come in, please.



2

NATIONALITY

1. Listen and chant.



Track 1

2. Listen, point, and repeat.



Track 2


CHILDREN AROUND THE WORLD



2. Britain



6. Russia



5. Turkey



7. Germany



3. Japan



4. The USA

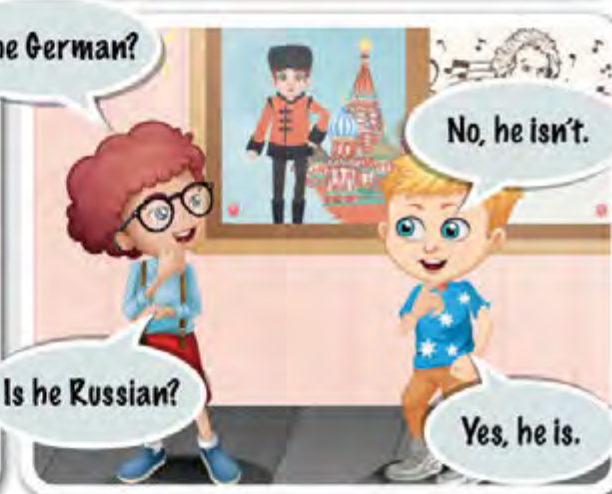




Listen and act it out.



Track 3





Listen, stick, and trace. (Pg. 137)

Sticker




Track 4



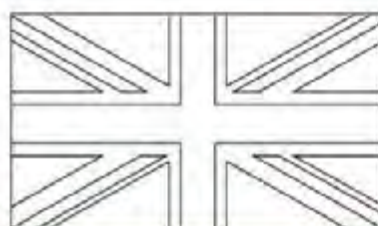
1

I am from Turkey.
I am Turkish.



2

She is from Russia.
She is Russian.



3

She is from Britain.
She is British.




4

He is from France.
He is French.



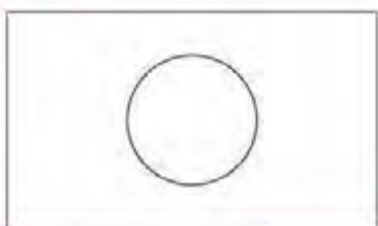
5

He is from Germany.
He is German.



6

They are from the USA.
They are American.




7

He is from Japan.
He is Japanese.



**Prepare
a poster
about
nationalities
and
countries**

3

Draw, color, and talk.

1

Listen and chant.



Track 5



2

Listen and circle.



Track 6

1



2



3



4

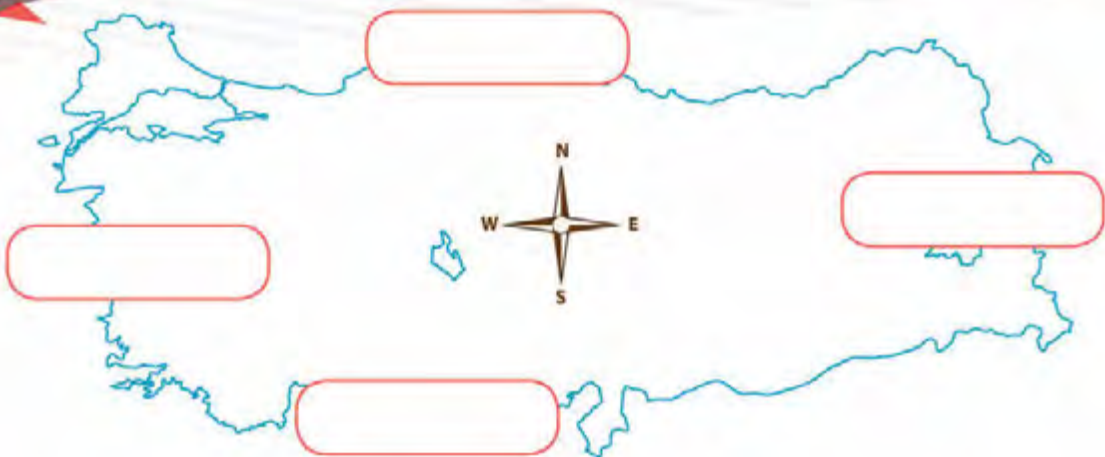




Listen and match.



Track 7



Sinop

Antalya

Izmir

Van



Look at the map, ask and answer.

Example

Where is Izmir?

It's in the west.



Give directions, follow the dots and take 5 objects.

Example

Go two dots to the east.

Take the car. Go three dots to the south...



Car

Ball

Pencil Case

Teddy Bear

Pencil Sharpener

Eraser

Doll

Pencil

Ruler

Books

Kite

FINISH

LET'S SING

Listen and sing.

Track 8

ABOUT THE WORLD

France, Germany, the USA and Japan,
Turkey, Spain, China and Britain.
These are the countries we go, we go_
Here we go_

Where do you want to go?
Go to the north, go to the south?
Go to the east, go to the west?
It's in your compass.

French, German, American, Japanese,
Turkish, Spanish, British, Chinese.
These are the children around the World,
Around the World.

Meet friends around the World.
From the north, from the south,
From the east, from the west,
Friendship is the best.

This song is about the world.

**Words & Music by
Aysun Tonya Kasar**

LET'S EXPLORE

How to make a compass :

Let's make a compass.

Ok. We need a paperclip, a bottle cap, magnet, glue, a glass, and water.

magnet



compass

glass



bottle cap



glue



paperclip



Now, use the materials and make your own compass. Then, use it and talk about the locations of the cities in Turkey.



2

Nationality

I can do it!

Check yourself and color.

1

2

3

4

5

PROJECT

Don't forget your picture dictionary.

ACTIVITY

2

NATIONALITY

1

Match the countries with the nationalities.

COUNTRIES

1 JAPAN

2 BRITAIN

3 PAKISTAN

4 THE USA

5 IRAN

6 TURKEY

7 RUSSIA

8 GERMANY

9 IRAQ

NATIONALITIES

a TURKISH

b JAPANESE

c GERMAN

d IRAQI

e AMERICAN

f RUSSIAN

g PAKISTANI

h IRANIAN

i BRITISH

2

Write the nationalities or the countries.



1 Akira is from She is Japanese.

2 Sam is from the USA. He is

3 Aref is from..... He is Iranian.

4 Dimitri is from He is Russian.

5 Katrin is from Germany. She is

ACTIVITY



Match the people with their suitcases.



Look at the pictures above, ask, and answer.

1. A: Where is Maryam from?
B: She is from Pakistan. She is Pakistani.
2. A: Where is Sam from?
B: He
3. A: Where ?
B:
4. A: ?
B:
5. A: ?
B:
6. A: ?
B:
7. A: ?
B:

ACTIVITY



Use the compass and find the countries.

I'm in London, Britain.

Moscow is **in the east**

I'm in Paris, France.

London is

I'm in Washington, DC, the USA.

Paris is

I'm in Moscow, Russia.

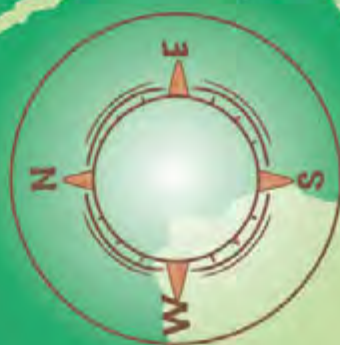
Ankara is

I'm in Tokyo, Japan.

Ankara is

I'm in Ankara, Turkey.

Tokyo is



ACTIVITY



Look at the map and write True (T) or False (F).

Example İzmir is in the north. **F**



1. Çanakkale is in the west.
2. Gaziantep is in the north.
3. Ordu is in the north.
4. Antalya is in the south.
5. Kars is in the west.
6. Van is in the east.



Follow the instructions and find the secret code.

- a) Walk 3 steps to the south and circle the letter.
- b) Walk 4 steps to the east and circle the letter.
- c) Walk 3 steps to the south and circle the letter.
- d) Walk 2 steps to the east and circle the letter.
- e) Walk 5 steps to the north and circle the letter.
- f) Walk 3 steps to the west and circle the letter.
- g) Walk 1 step to the north and circle the letter.

START	X	L	H	Y	A	C	I	Q	T
A	G	Y	S	E	Z	I	U	J	K
C	E	I	R	H	P	Q	B	R	O
T	B	Q	M	U	G	A	O	N	D
F	O	S	X	F	M	Z	G	S	H
K	D	V	L	K	T	P	N	C	I
U	H	F	N	R	L	K	J	M	U
W	Z	J	O	X	D	Y	W	B	E

SECRET CODE:

T _ _ _ _ _



Use the cards and play the memory game. (Pg. 133)

3

CARTOON CHARACTERS

1. Listen and chant.



Track 1

2. Listen, point, and repeat.



Track 2

2. do puzzles

4. climb a tree

1. fly

3. ride a horse

5. jump

7. play the guitar

6. take pictures

8. sing a song



At the Cinema



Listen and act it out.



Track 3

Look! Teo can play the guitar.




Can you play the guitar?

No, I can't, but I can play the piano.



Can Cheeky fly?



No, he can't.

What can he do?



He can climb the trees.

This is Pinky. She is my favorite cartoon character.



That's right.

She can dive, swim, and sing, but she can't walk.



Shhh! You are at the cinema. Be quiet, please!


Ok. Mrs. Smile.



Listen, put a tick ☒ or a cross. ☐



Track 4



Listen again and number.



Track 5

- A. ☒ 1 Teo can play the guitar, but he can't play the piano.
- B. ☐ Pinky can dive, but she can't walk.
- C. ☐ Froggy can jump, but she can't climb a tree.
- D. ☐ Brownny can ride a horse, but he can't drive a car.



Ask and answer.

Example

What can you do?



I can speak English, but I can't speak French.



Listen and trace.



Track 6

Whose bike is this?

This is
Sam's bike.
It is his bike.



This is
Emily's bike.
It is her bike.



This is my
bike, but I can't
ride it.



This is your bike.



Listen and match.



Track 7






Listen and act out.



Track 8



Choose and talk.

Example

A: Is this your teddy bear?

B: Yes, it is./ No, it isn't.

A: Are these his puzzles?

B: Yes, they are./ No, they aren't.

STUDENT A



STUDENT B





Ask your friends, fill in the chart, and talk.

Example

He is Hasan. His favorite cartoon character is Superman. He can fly.



Name	Cartoon character	Ability
Hasan	Superman	fly
I (.....)		



Prepare your cartoon character and talk.

Example

My cartoon character is a spider. He can climb buildings, but he can't sing a song.



LET'S SING

Listen and sing.

Track 9

GOOD FEELING

We are the colors of a rainbow.
Some can climb and some can draw.
Some can dive and some can row.
What can you do? Oh! Tell me now.

Oooo_

I'm Bouncy.
I can dance like crazy.
Come on, and dance with me.
What's your ability?

We can dance and we can sing.
We can jump and we can swing.
Everybody can do something.

Oooo_ What a good feeling!

**Words & Music by
Aysun Tonya Kasar**



LET'S EXPLORE THE GREAT LEADER

Look at these photos! He is Atatürk. He is the Turkish leader. You can see some of his talents here.

Oh, really!

Emily, can you row?

I can't row, but I can ride a horse.

Don't forget your picture dictionary.

Mustafa Kemal Atatürk is the founder of the Republic of Turkey.

3 Cartoon Characters

I can do it!

Check yourself and color.

1

2

3

4

5

ACTIVITY

3

CARTOON CHARACTERS

1

Match the photos with the phrases.

1. take a picture

2. catch a ball

3. play the guitar

4. ride a bike

5. drive a car



6. jump high

7. speak German

8. dive

9. do puzzles

10. fly

11. read a book

ACTIVITY



Do the puzzle.

C	F	L	Y	O	P	D	I	V	E
A	S	P	E	A	K	R	S	R	L
T	B	D	L	M	C	I	M	E	S
C	D	L	C	U	L	D	D	A	G
H	J	U	M	P	O	E	T	D	U
Z	D	O	P	U	Z	Z	L	E	S
W	A	L	C	L	I	M	B	A	E
E	D	R	I	V	E	D	U	S	L

~~DIVE~~

DRIVE

CLIMB

JUMP

RISE

CATCH

SPEAK

READ

DO PUZZLES

FLY



Use can or can't.

1. I ...**can**... speak Turkish, but I ...**can't**... speak French.
2. I read a book, but I read a German book.
3. I fly, but I take photos.



Answer the questions.

1. Can you ride a bike? **Yes, I can./ No, I can't.**
2. Can you dive?
3. Can you climb a tree?
4. Can you jump high?
5. Can you play the piano?

ACTIVITY



Look at the chart and write sentences.

1. Max can play the guitar, but Mia can't.

2.

3.

4.



Fill in the blanks, then write sentences.



1. This is me. This is **my** puzzle. **I can do puzzles.**

2. This is John. This is guitar.



3. This is Mary. This is piano.

4. This is Klaus. This is car.



5. This is Liz. This is bike.

ACTIVITY



Look at Melis's and Sam's boxes. Answer the questions.



1

Is this his teddy bear?

- No, it isn't.

Whose teddy bear is this?

- It's Melis's teddy bear.



2

Are these her pencils?

-

3



Are these her blocks?

-

Whose blocks are they?

-



4

Is this her ball?

-

5



Is this her puzzle?

-

Whose puzzle is it?

-



6

Is this his pencil case?

-



1. Listen and chant.



Track 1

2. Listen, point, and repeat.



Track 2

1. riding a scooter



2. riding a bike



3. reading comics



4. drawing pictures



5. playing chess



6. flying a kite



7. planting trees



Playing in the Garden



Listen and act it out.



Track 3





Listen, match, and trace.



Track 4



riding a scooter



drawing pictures



flying a kite



playing chess



planting trees



reading comics



Ask and answer with a ball.

Example

Melis, do you like reading a book?

Yes, I do.



1

Listen and draw 😊 (like) or ☹️ (dislike).



Track 5



2

Stick and talk. (Pg. 139)

Sticker

I like learning English,
but I dislike swimming.

Like



Dislike





Listen and number the dialogues.



Track 6

Do you like learning English?

Oh, learning English! Yay! I like it.

Do you like playing table tennis?

No, I dislike playing table tennis, but I like playing badminton.

Do you like coloring books?

Of course!

Thank you, Melis.

You are welcome, Sam.

Do you like learning English?

Slowly, please.


Can you help me with my questionnaire?

Sure!































1



Ask and color



Questions	Names		

Do you like watching cartoons?	 	 	 
Do you like.....?	 	 	 
Do you.....?	 	 	 
Do.....?	 	 	 
.....?	 	 	 



Use your finger puppets and act. (Pg. 131)

USE!



~~Say that again, please.~~
Can you say that again, please?
Pardon me?
Slowly, please.



Do you like
playing
basketball?

Say that
again, please.

LET'S SING



Listen and sing.



Track 7

FREE TIME

Free time, free time
What do you do in your free time?

I like swimming, I like drawing
And smelling flowers on a Sunday morning.
I like the sun, I like the stars,
Singing birds in the sky.
Can you say again, oh?

Free time, free time
Free time
What do you do in your free time?

Words & Music by
Aysun Tonya Kasar



LET'S EXPLORE MANGALA



I like playing mancala.
It is my favorite game.

TURKISH BOARD GAME

- ☒ A Mancala game board
- ☒ Two players
- ☒ 48 game stones



Don't
forget your
picture
dictionary.

4 Free Time

I can do it!

Check yourself
and color.



ACTIVITY



Do the puzzle.



Down



Across



ACTIVITY



Ask and answer.

	✓	✗	✓	✓	✗	✗
	✗	✓	✗	✓	✓	✗
	✓	✓	✗	✗	✗	✓
	✗	✗	✓	✗	✓	✓

Example



Do you like reading comics?

1

Yes, I do./ Yes, I like reading comics.



Do you like drawing pictures?

2

No, I don't./ No, I dislike drawing pictures.



3

Do

.....



4

Do

.....



5

Do

.....



6

Do

.....



7

Do

.....



8

Do

.....

ACTIVITY



Match the pictures with 😊 (like) or ☹️ (dislike) and write your sentences.



Example

1. I dislike playing with marbles.

2.

3.

4.

5.

6.



Complete the missing phrases.

Mrs. Smile: Good morning, Sam.

Sam: Good morning, Mrs. Smile.

Mrs. Smile: What's your favorite activity?

① Sam: Can you, please?

Mrs. Smile: What's your favorite activity, Sam?

Sam: Oh, I like riding a scooter.

Mrs. Smile: Very good. Do you like watching cartoons at the weekend?

② Sam: Slowly,?

Mrs. Smile: Do you like watching cartoons at the weekend?

Sam: Oh! Well...Hmmm, yay!

③ Mrs. Smile: me?

Sam: Oh! Yes, I like watching cartoons.

please

pardon

say that again



1. Listen and chant.



Track 1

2. Listen, point, and repeat.



Track 2

07:00
A.M.

1. wake up



2. wash my face



3. get dressed

4. have
breakfast12:00
A.M.

8. do homework



7. go home



6. have lunch



5. go to school



9. meet friends

10. go to the
playground

11. go shopping

07:00
P.M.

12. have dinner

10:00
P.M.

16. go to bed



15. read a book



14. brush my teeth

13. have a
shower





Listen and stick. (Pg. 141)

Sticker



Track 4

① I wake up.

② I wash my face.

③ I get dressed.

④ I have breakfast.

⑤ I do my homework.

⑥ I meet my friends.

⑦ I go to the playground.

⑧ I go to bed.



Ask and answer.

Example



Tell Me the Time

1

Listen and act it out.



Track 5



2

Listen, complete, and draw.



Track 6



What time is it?

1

It's five o'clock.



What time is it?

2

It's o'clock.



What time is it?

3

It's o'clock.



What time is it?

4

It's o'clock.



What time is it?

5

It's o'clock.



What time is it?

6

It's o'clock.

3

Make your watch, ask, and answer. (Pg. 131)

Example

A: What time is it?

B: It's four o'clock.

1

Listen and chant.



Track 7

DAYS OF THE WEEK

Monday

Tuesday

Wednesday

Thursday

Friday

Saturday

Sunday

2

Tell the days and act out.

Jump

Climb

Monday

Tuesday

Wednesday

Dance

Run

Say Hurray

Friday

Thursday

Sing

Sleep

Saturday

Sunday

**Listen and complete.**

Track 8

Englishon
at 09.00 a.m.**Chess**on Wednesday
at p.m.**Art**on
at 2.00 p.m.**Music**on
at 01.00 p.m.**Reading**on Friday
at p.m.**Basketball**on
at 07.00 p.m.**Table Tennis**on
at 11.00 a.m.**Ask your friend and answer.****Name****Activity****Time****Day**

Emily

Play Chess

at 3 p.m.

on Wednesday

.....

.....

.....

.....

.....

.....

.....

.....

I (.....)

.....

.....

.....

**Act it out.**What do
you do on
Wednesday?I play chess
at 3 p.m. on
Wednesday.

LET'S SING

Listen and sing.

Track 9

RUN, RUN!

You wake up early everyday,
From Monday to Friday everyday.

You get dressed,
Don't forget your breakfast.
Grab your school bag and run fast



Run boy, run, run, run, boy, run!
Run girl, run, run, run, girl, run!
Turn around and clap your hands once.
Shake your body, clap your hands twice.



You don't wake up early on Saturday,
Go shopping with your mom on Saturday,

Meet friends on Sunday.
I love weekends, hurray!
Oh! Don't be late and run fast!



Words & Music by
Aysun Tonya Kasar



LET'S EXPLORE



Lights come from the Sun to the Earth.
Some countries are in the light.
Some countries are in the dark.



Don't forget your picture dictionary.

5 My Day

I can do it!

Check yourself and color.



ACTIVITY

5

MY DAY

1

Match the phrases with the pictures.

In the afternoon

In the evening

In the morning



a)

b)

c)

2

Ask and answer.



A: What time is it?

B: It's 5 o'clock.



A:

B:



A:

B:



A:

B:

ACTIVITY

3

Match, write, and act it out.

I have lunch.

I do my homework.

I go to bed.

I read a book.

I have breakfast.

I go to school.

I wake up.

I go home.

I have dinner.

IN THE MORNING



a)



b)



c)

IN THE AFTERNOON



d)



e)



f)

IN THE EVENING



g)



h)



i)

ACTIVITY



Complete the dialogues.

Yes, of course

Time for breakfast

Time to sleep

What time is it

Dialogue 1:

Sam:, dad?

Dad: It's 8 o'clock.

Sam: Thank you.

Dialogue 3:

Melis: What time is it, mum?

Mom: It's 9 a.m.

Melis: OK, coming.

Dialogue 2:

Arda: Excuse me, Mr. Bell.

Can you tell me the time, please?

Mr. Bell:

It's 10 a.m. Time for class.

Arda: Thanks, Mr. Bell.

Dialogue 4:

Sam: What time is it, dad?

Dad: It's 9 p.m.

Sam: OK, dad.



Do the puzzle and find the secret code.

~~MONDAY~~
TUESDAY
WEDNESDAY
THURSDAY
FRIDAY
SATURDAY
SUNDAY

D	S	U	N	D	A	Y	A	Y
T	H	U	R	S	D	A	Y	S
F	R	I	D	A	Y	O	F	T
H	E	M	O	N	D	A	Y	W
T	U	E	S	D	A	Y	E	E
S	A	T	U	R	D	A	Y	K
W	E	D	N	E	S	D	A	Y

SECRET CODE:



Use the phrases and talk about your day.

~~wake up~~

have breakfast

brush teeth

have lunch

play in the garden

do homework

go to bed

Stick your photo here.

I **wake up** at seven o'clock.

ACTIVITY



Look at the table and complete.

DAY	Friday	Saturday
TIME	4 p.m.	3 p.m.
		
		
		
		

1. Sam: I ride my scooter at 4 p.m. on Friday.

2. Sam: on Saturday.

3. Max: on Saturday.

4. Mia: on Friday.

5. Mia: on Saturday.

6. Melis: on Friday.

6

FUN WITH SCIENCE

1. Listen and chant.



Track 1

2. Listen, point, and repeat.



Track 2





Listen and act it out.



Track 3





Listen and match.



Track 4

GROWING BEANS

Let's do the bean experiment step by step.



A ☐ Put it in the cup.



B ☐ Pour some water on the paper towel.

C ☐ Water it.

D ☐ Leave the cup near the window.

E ☒ Cut the paper towel.

F ☐ Cover the beans with the paper towel.



Choose, mime, and guess.

USE!

Do an experiment.

~~Cut it.~~

Water it.

Cover it.

Put it.

Make a hole.

Pour some water.

Leave it near the window.

Cut it.



Where is it?



Listen, repeat, and trace.



Track 5

1



Where is the pencil?
It's **near** the paper.

2



Where is the paper?
It's **on** the table.

3



Where are the scissors?
They are **under** the paper.

4



Where is the plant?
It's **in** the jar.

5



Where is the toy?
It's **behind** the jar.

6



Where are the goggles?
They are **in front of** the jar.



Find and **color** Bouncy. Ask and answer.

Example

Where is Bouncy?
The yellow bouncy is **under** the table.





Look at the table, ask, and answer.

Example

Where is the glue?
It is behind ...



Listen and tick the materials.



Track 6

WALKING COLOR EXPERIMENT

MATERIALS

- | | |
|------------------------------------|---|
| <input type="checkbox"/> scissors | <input type="checkbox"/> paper towel |
| <input type="checkbox"/> 3 glasses | <input type="checkbox"/> food colorings |
| <input type="checkbox"/> water | <input type="checkbox"/> glue |
| <input type="checkbox"/> paper | <input type="checkbox"/> pencil case |







Listen and number the steps.



Track 7

WALKING COLOR EXPERIMENT

STEPS

- ☐ Line up three glasses.
- ☐ Drop red food coloring in the first glass. 
-  ☐ Drop yellow food coloring in the third glass.
- ☐ Fold the paper towels twice.
- ☐ Place the paper towels between the glasses. 
- ☐ Fill three glasses with water.
-  ☐ Wait for 2 or 3 hours.

INQUIRY



Ask and find the answers.



1

What is "science" in Turkish?

.....

What is "scientist" in Turkish?

2



3

Find a Turkish scientist.

.....

What is "experiment" in Turkish?

4



5

What is "STEM" in Turkish?

.....

What are these?

6



7

Where is the egg?

.....

Prepare
a poster
about an
experiment.



LET'S SING



Listen and sing.



LITTLE SCIENTIST

S-C-I-E-N-C-E

This is science and it's easy.
Wear your goggles and get ready.

Get ready.
Hey you! Little scientist.

Plant it!
Water it!
Cut it!
Fold it!

And freeze it!
Melt it!
Mix it!
Shake it!

Everybody come on and join us.
Everybody come on and join us.

Words & Music by
Aysun Tonya Kasar



LET'S EXPLORE

We need an egg, some cola, toothbrush, and toothpaste.

Egg Shell Tooth
Calcium

Pour some cola into the cup.

Place the egg into the cola.

24 hrs

Brown.

Brush the egg.

Brush your teeth twice a day!

PROJECT

Don't forget your picture dictionary.

6

Fun With Science

I can do it!

Check yourself and color.

1

2

3

4

5

6

FUN WITH SCIENCE



Match the instructions with the pictures.

Cut it

Plant it

Water it

Leave it near the window

Cover it

Fold it

~~Fill it with water~~

Freeze it

Do an experiment

Drop it

Don't cut it

Brush it



1) **Fill it with water**

2)

3)



4)

5)

6)



7)

8)

9)



10)

11)

12)

ACTIVITY



Do the puzzle and find the secret code.

H	S	C	I	S	S	O	R	S	S
E	A	O	N	V	O	E	P	F	C
X	U	V	N	T	I	W	E	M	I
P	I	E	T	U	L	H	B	A	E
E	S	R	C	B	O	X	B	T	N
R	D	O	B	E	A	N	L	E	C
I	S	T	E	P	S	I	E	R	E
M	G	O	G	G	L	E	S	I	C
E	B	R	U	S	H	E	N	A	U
N	E	A	R	J	A	R	C	L	P
T	O	Y	S	F	O	L	D	S	E

SCISSORS	GOGGLES
SCIENCE	NEAR
EXPERIMENT	JAR
DO	PEBBLES
CUP	TUBE
SOIL	COVER
TOYS	FOLD
MATERIALS	BRUSH
BEAN	STEPS
BOX	IN

SECRET CODE:



Read the sentences and draw Bouncy.

- 1- Bouncy is on the computer.
- 2- Bouncy is under the table.
- 3- Bouncy is in the tube.
- 4- Bouncy is behind the window.
- 5- Bouncy is near the boxes.



Complete the experiments with the words from the box.

Place (x2)

Fill

soil

Leave

Drop (x2)

paper towel

Experiment 1: Ecosystem

Materials

Toys, pebbles,, plant,
water, jar.

Steps

1.
pebbles into the jar.



2. Put some soil on
the pebbles.

3. Make a hole for
the plant.



4. Plant it.

5.
the toys.



6. Water the plant.



7.
it near the window.



Experiment 2: Walking colors

Materials

Food colorings,,
water, three glasses.

Steps

1. Line up three glasses.



2.
three glasses with water.



3. Fold the paper
towel twice.

4. Place the paper towel between the
glasses.

5.
red food coloring in
the first glass.



6. yellow food coloring
in the third glass.

7. Wait for 2 or 3 hours.



ACTIVITY



Look at the picture and write True (T) or False (F).



1. The books are on the shelves.
2. Max is near the teacher.
3. The board is in front of the students.
4. The students are in the lab.
5. The toothbrush is under the table.
6. The students are behind the table.
7. The plant is in the jar.
8. The pebbles are in front of the teacher.



1. Listen and chant.

Track 1

2. Listen, point, and repeat.

Track 2

1. Farmer

2. Dancer

3. Singer

5. Businessman

4. Postman

9. Policemen

6. Actor

7. Actress

8. Vet

11. Teacher

10. Fireman

13. Waiter

15. Writer

12. Pilot

14. Chef

16. Doctor

17. Nurse



Listen and act it out.



Track 3





Listen, number, and trace.



Track 6

A



She is a nurse.
She works at a hospital.

B



She is a policewoman.
She works at a police station.

C



He is a chef.
He works at a restaurant.

D



She is a teacher.
She works at a school.

E



He is a fireman.
He works at a fire station.

F



He is a postman.
He works at a post office.

What do you like?



Choose a person and guess who.

What's his job?

Where does he work?

He's Tim?

He's a farmer.

He works on a farm.

That's right.

Prepare a poster about people's jobs and where they work.

PROJECT



Listen and match.



Track 5

PEOPLE

JOBS

PLACES

1. Mrs. White

farmers

school

2. Tom

police woman

office

3. Sally

singer

farm

4. Mike and Tim

businessman

music hall

5. Mary and Liz

teachers

police station



Listen, stick, and repeat. (Pg. 141)

Sticker



Track 6



① I'm a chef.
I like cooking.




② I'm a vet.
I like helping animals.



③ I'm a teacher.
I like teaching.




④ I'm a writer.
I like writing books.



⑤ I'm a doctor.
I like helping people.



⑥ I'm a pilot.
I like flying.



⑦ I'm a farmer.
I like planting vegetables.

2

Draw yourself and talk.

Example

I am a farmer.
I like planting vegetables.





Aunt Julia

Uncle Bob

A

B

C



A

B

C



Choose, ask and answer.

Example

What does
she do?

She is a singer
and she likes
singing songs.



Prepare
a poster
about your
parents and
their jobs.



LET'S SING



Listen and sing.



Track 8



BE YOURSELF

Sometimes you want to be a doctor.
You can treat all the people.
And sometimes, you want to be a teacher.
You can teach how to imagine.



Sometimes you want to be an actor.
You can play many roles on stage.
And sometimes, you want to be a writer.
You can make new worlds on a page.



What do you want to be when you're older?
Singer, dancer, waiter, farmer?

Whatever you want to be,
Be yourself.

Words & Music by
Aysun Tonya Kasar



LET'S EXPLORE



He is Orhan Çakıroğlu. He is from Gaziantep.
He is a shoemaker.
He makes traditional leather shoes, yemeni.
Famous actors and actresses wear yemeni
in movies.
For example: Harry Potter and Troy.



Don't
forget your
picture
dictionary.

7

Jobs

I can do it!

Check yourself
and color.



ACTIVITY

7

JOBS



Complete them.

businessman

dancer

singer

farmer

police woman

scientist

fireman

nurse



1. She's a 2. He's a 3. She's a



4. He's a 5. She's a 6. He's a



7. She's a 8. He's a

ACTIVITY

2

Put a tick ☒ or a cross ☐.



1 ☐ This is a theatre.



2 ☐ This is a police station.



3 ☐ This is a music hall.



4 ☐ This is an airport.

3

Circle the correct one.

1) I'm a policeman/ fireman. I work at the police station.

2) I'm a vet/ doctor. I like helping animals.

3) She's a nurse/ dancer. She works at the concert hall.

4) I'm a pilot/ singer. I like flying.

5) He's a farmer/ chef. He likes cooking.

6) He's a waiter/ writer. He works at the restaurant.

7) She's a teacher/ an actress. She works at the theatre.

ACTIVITY



Match, complete, and act it out.

What's your job?

A vet
A singer
A farmer
A fireman
A postman

Where do you work?

a farm
a post office
a fire station
a veterinary clinic
a music hall

What do you like?

helping animals
firefighting
bringing letters
singing
planting vegetables

- a. I'm a vet. I work at a veterinary clinic. I like helping animals.
b. I'm I work at a music hall. I like
c. I'm a farmer. I work on I like
d. I'm I work at I like firefighting.
e. I'm I I



Complete the dialogues and act.

What does he do?

What can she do?

What's your job?

Do you like playing table tennis?

Where are you from?

1. A:
B: I'm a teacher.
2. A:
B: I'm from Germany.
3. A:
B: He's a writer.
4. A:
B: She can speak English and French.
5. A:
B: No, I dislike playing table tennis.

ACTIVITY



Complete the places and do the puzzle.

Across:

- 1) A doctor works at a h o s p i t a l
- 3) A vet works at a c l i c
- 4) A pilot works at an r p
- 5) A farmer works on a a
- 7) A teacher works at a s l

Down:

- 2) A postman works at a o o c
- 6) A businessman works in an i e
- 8) A waiter works at a e u r n

ACROSS
DOWN



8

MY CLOTHES



1. Listen and chant.



Track 1

2. Listen, point, and repeat.



Track 2

my boutique

GIRL fashion

excellence

1. jeans

2. skirt

3. dress

4. boots

5. trousers

6. shoes

9. gloves

8. hats

7. sunglasses

10. socks

ACCESSORIES

At the Shopping Mall



Listen and act it out.



Track 3

Hi! Melis. It's me, Mia.

It's 12 o'clock. We are late for shopping.

Hi! Mia. What time is it?

So sorry!



Ok, I'm coming. What's the weather like today?

Ok. See you at 1 o'clock in front of the mall.

It's windy and cold. Wear your boots and take your gloves.



You know it's cold and rainy in winter here. I need boots.



Hey! Look these are nice.

Try these yellow boots on.



Sorry, I don't like yellow.

How about these green boots?



Yeah! I love them.

My art class is at 3 p.m. I need to go. Ohhh! It's raining outside. Can I borrow your umbrella?



Of course, here you are.

2

Listen and circle.



Track 4

1



2



3



4



3

Choose, ask, and answer.

Example



Four Seasons

1

Listen and point.

Track 5



2

Listen, circle, and write.

Track 6

Make a seasonal chart and put your clothes into the chart.

PROJECT

What is the season?

What's the weather like?

What do you wear?



It's summer.

It is snowy/ sunny/ rainy.

I wear



It's autumn/ fall.

It is cool/ warm/ hot.

I wear



It's winter.

It is sunny/ snowy/ windy.

I wear



It's spring.

It is cold/ cool/ warm.

I wear



Listen and act it out.



Track 7

Monday Tuesday Wednesday Thursday Friday Saturday Sunday



Look, Emily. Here is the weather forecast of Paris next week.

It's sunny and hot.

Can I borrow your umbrella on Tuesday?



What's the weather like on Wednesday?

I can wear my red dress and I need my sunglasses.

Sure.



Listen and circle.



Track 8

	SUNNY	SNOWY	RAINY	WINDY	HOT	WARM	COOL	COLD
MONDAY								
TUESDAY								
WEDNESDAY								
THURSDAY								
FRIDAY								
SATURDAY								
SUNDAY								



Ask and answer.

Example

A: What's the weather like in Ankara?

B: It's snowy and cold. Put on your boots and wear your gloves.



Make
your
puppets
with
seasonal
clothes
and
describe.

PROJECT



Draw the weather and the clothes. Talk about your pictures.

Example

It's spring. It's warm and rainy.

Wear your jeans and T-shirt. Put on your shoes and take your umbrella.





Listen and sing.



Track 9

LET'S SING

HOW'S THE WEATHER?

When it's sunny, I can play outside.
I wear my hat and ride my bike.
When it's rainy, I can see a rainbow.
I take my umbrella and go for a walk.

When it's windy, I can fly a kite.
I wear my coat and it's all right.
When it's snowy, I can play snowball.
I wear my boots and gloves. I need them all.

How's the weather today?
What a beautiful day!
Sunny, rainy, windy, snowy.
All of them are good for me.

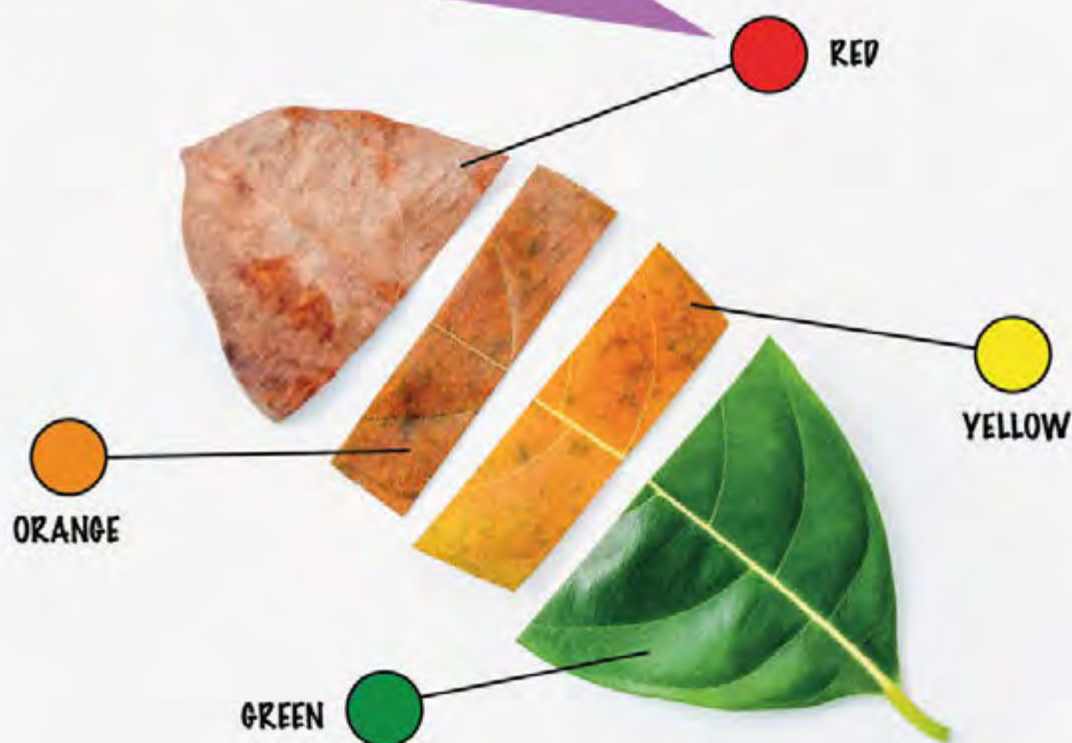
No matter what the season is,
I can have fun outside.
Fall, spring, summer, winter.
Now, how's the weather?

(Now, how is the weather?)

Words & Music by
Aysun Tonya Kasar

LET'S EXPLORE

Why Do Leaves Change Colors?



Leaves are in different colors in spring, summer, autumn and winter. Because there are different color pigments in leaves.

8 My Clothes

I can do it!

Check yourself and color.



Don't forget your picture dictionary.

ACTIVITY

8

MY CLOTHES

1

Read, number, and circle.

What can Bouncy wear?



1. Bouncy can/ can't wear socks.
2. Bouncy can/ can't wear jeans.
3. Bouncy can/ can't wear gloves.
4. Bouncy can/ can't wear boots.
5. Bouncy can/ can't wear sunglasses.
6. Bouncy can/ can't wear shoes.
7. Bouncy can/ can't wear a T-shirt.
8. Bouncy can/ can't wear a hat.

ACTIVITY

2

Match them.

1. trousers

2. jeans

3. skirt

4. dress

5. sunglasses



6. hat

7. gloves

8. socks

9. umbrella

10. shoes

11. boots

3

Look at the picture again and prepare your suitcase.



For my summer vacation:

I need sunglasses,

.....

.....

.....



For my winter vacation:

I need

.....

.....

.....

ACTIVITY



Match them.

spring

summer

autumn/fall

winter



1



2



3



4



Match them.

windy

snowy

cold

sunny

hot

rainy



1



2



3



4



5



6

ACTIVITY

6

Do the puzzle and find the keyword.



lode	1	c		o		4	l		d	
nywos						2				
memrus									6	
mrwa	5									
numuta	7					8				
tho	9		3							
trewin									10	
inray	11									

keyword

1	c				4	l
---	---	--	--	--	---	---

5		6		7		8		9		10		11
---	--	---	--	---	--	---	--	---	--	----	--	----

7

Circle the correct word.

1. In **autumn**/ **summer**, it's cool and rainy.
2. In **winter**/ **spring**, it's warm and sunny.
3. I put on my gloves in **summer**/ **winter**.
4. I wear my **boots**/ **shoes** in summer.
5. I take my **sunglasses**/ **umbrella** in rainy weather.

8

Match them.

1. It's cold and snowy.

2. It's hot and sunny.

3. It's windy and rainy.



☐ Take your umbrella.

☐ Put on your sunglasses.

☐ Wear your boots and gloves.

9

MY FRIENDS



1. Listen and chant.



Track 1

2. Listen, point, and repeat.



Track 2

WIG SHOP

ACCESSORIES

1. blonde hair

2. dark hair

3. curly hair

4. wavy hair

5. bald

6. moustache

7. beard

8. headscarf

9. hair band

10. scarf

11. plump

12. slim

13. old

14. young

15. tall

16. short

Helping People

1

Listen and act it out.



Track 3

Johnny, Johnny,
where are you?

What's the
problem?

I can't find
my son.

Oh! Let's call
155. The police
can find him.



Mom!
Mom!

Let's take
the little boy
to the police
station.

OK. My father
is a policeman. He can help
us. The police station is
next to the school.



What does he
look like?

He is short
and slim. His hair is
short and his eyes
are brown.

Does he have
blonde hair or
dark hair?

His hair
is blonde. He is
too young, please
find him.



Missing boy. He is
five years old. He is short and
slim. He has got brown eyes
and blonde hair. His name
is Johnny.



Where is
your father,
Arda?

He is
there next to
the car.

Is he old
and bald?

No! He is middle-aged. He
is tall and slim. His hair is dark
and he has a moustache.



Oh Johnny!

Mom!

Thank you
so much.

2

Listen and match.



Track 4

My granddaughter is short and slim. Her hair is straight and blonde.

Hello, my name is Eray. My best friend is slim and tall. Her hair is dark and wavy.

My son is short. His hair is blonde and curly.

My father is tall and slim. His hair and moustache is dark brown.

My friend is old. He is short and fat. He is also bald.



1



2



3



4



5



A



B



C



D



E

3

Listen and tick the correct photo.



Track 5

☐☐☐

4

Describe one of your family members.



My grandmother is old. She is 72 years old. She is short and plump. Her hair is gray.



Prepare a poster about a friend or a family member.



My Best Friend

1

Listen, point, and repeat.



Track 6

4. handsome

5. middle-aged



1. green eyes



2. brown eyes



3. blue eyes

6. beautiful

7. ugly

8. young

9. old

2

Listen and tick the correct pictures.



Track 7

1



She is middle-aged.

2



She is ugly.

3



It has green eyes.

4



She has curly hair.

5



He has a beard.



She is old.



She is beautiful.



It has brown eyes.



She has straight hair.



He has a moustache.



Listen and act it out.



Track 8

Now, let's play a game, "What does he/she look like?". I need two students.

May I come?

Of course, Max and Mia. Come here, please.

Mia, choose one of your friends but don't tell us.

Ok, Mrs. Smile.

Now Max, ask questions about her friend and guess.

Does he/she have green eyes?

Does he have blue eyes?

Does he have curly brown hair?

No, he doesn't.

Yes, he has blue eyes.

No.

Is he handsome?

Is he blonde?

Oh, I think I know. He is Sam.

Of course, he is handsome.

That's right.

Yes.



Play the game.

Example

Does he/she have long hair?

Yes, she does.



Listen and read the poem.



Track 9

Mommy & Daddy

My beautiful mom.
She is tall and slim.
She's got wavy blonde hair.
Her eyes are green.

My handsome dad.
He is tall and thin.
He's got straight dark hair.
His brown eyes are like a dream.



Listen and draw.



Track 10



**Listen to your friend
and draw.**





LET'S SING

Listen and sing.

Track 11



YOU ARE MY FRIEND

You can be tall or you can be thin.
You can be young and you can be plump.

No matter how you look,
You are my friend.
It's like this in our class.

Stomp your feet twice, students with brown eyes.
Say hurray! Students with curly hair.
Stomp your feet twice, students with blue eyes.
Say hurray! Students with straight hair.

You can be slim or you can be short.
You can be bald and you can be old.



Words & Music by
Aysun Tonya Kasar

LET'S EXPLORE CODING



Coding is a 21st century skill.
You can program your stories,
games and animations.

Also, coding helps you

- decide
- collaborate
- design.

9 My Friends

I can do it!

Check yourself
and color.

1

2

3

4

5

PROJECT

Don't
forget your
picture
dictionary.

ACTIVITY

9

MY FRIENDS

1

Circle the right word. WHAT DOES HE/ SHE LOOK LIKE?



1. She is **short** / **tall**.



2. She is **plump** / **slim**.



3. He is **fat** / **thin**.



4. He is **tall** / **fat**.



5. She has **wavy** / **curly** hair.



6. She has **wavy** / **straight** hair.



7. He has a **beard** / **moustache**.



8. He has a **beard** / **moustache**.

2

Answer the questions.



1. What does she look like? She is



2. What does he look like? He is



4. What does he look like? He is



5. What does he look like? He has

ACTIVITY



Read and color.



blue eyes



brown eyes



green eyes



blonde hair




brown hair




black hair




Read and draw.



curly hair



wavy hair



straight hair

ACTIVITY



Do the puzzle.

B	L	O	N	D	E	P	M	T	E	H
E	B	L	U	E	M	Y	H	H	E	E
A	R	F	R	U	L	G	C	M	I	A
U	O	E	L	L	I	A	O	G	B	D
T	W	P	A	A	T	S	Y	R	E	S
I	N	T	R	S	D	L	U	E	A	C
F	N	T	U	N	R	I	G	E	R	A
U	S	O	A	U	D	M	L	N	D	R
L	M	H	C	W	A	V	Y	S	C	F

CURLY	PLUMP
BEARD	HANDSOME
MOUSTACHE	UGLY
TALL	BEAUTIFUL
WAVY	GREEN
STRAIGHT	BLUE
BLONDE	BROWN
SLIM	HEADSCARF



Draw yourself and your imaginary friend then write.



My name is

I'm and

I have hair and

eyes.



My imaginary friend's name is

..... He/She is

and He/She has

..... hair and eyes.

ACTIVITY



Look at the picture and write true (T) or false (F).



1. He has a brown beard and moustache. *

2. He has long black hair. *

3. She has straight blonde hair. *

4. She is old and she has gray hair. *

5. She is plump and she has black hair. *

6. She is old and she has a green hat. *

7. He has a black moustache, but he doesn't have a beard. *

8. He is tall and he has long legs. *

9. She is short and has a blue headscarf. *

10

FOOD and DRINKS

1. Listen and chant.

Track 1

2. Listen, point, and repeat.

Track 2

1. lemonade

2. bread

4. apples

6. coffee

3. milk

5. cheese

9. sandwich

7. olives

8. honey

11. tea

10. marmalade

12. cupcakes

13. yoghurt

14. butter



Yummy Breakfast



Listen and act it out.



Track 3



2

Listen and tick the drink and the food for their breakfast.




DRINKS

FOOD



3

Draw and talk about your breakfast.



At the Picnic



Listen and repeat.



Track 5



I'm hungry.
I want fish and chips.



I'm thirsty.
I want some water.



I'm full.
I don't want anything.



Choose and talk about your feelings and needs.

Example I'm thirsty. I want lemonade.

Menu drinks

water



milk



tea



coffee



lemonade



Menu food

fish and chips



pasta



soup



yoghurt



salad



PROJECT

Prepare
your
imaginary
menu.



Listen and act it out.

Track 6



Look at the picture and talk.

Example

Max is thirsty. Arda is ...





Ask and answer in turns.



Do you have pasta for breakfast?



What time do you have breakfast?

Are you hungry?



How about an apple?

What do you have for breakfast?



Would you like fish and chips for dinner?



**What is this?
Is it a drink?**



What is your favorite drink?

What about salad?



Is he thirsty?

Are you thirsty?



What is this?



Are they hungry?



What is your favorite food?

Is sandwich a drink?

LET'S SING

Listen and sing.

Track 7

YUMMY YUMMY

An apple a day,
Keeps the doctor away.
Bread, butter and cheese,
You like all these.

Drink milk everyday.
Makes you stronger all the way.
Salad, soup, fish and chips,
You like all these.

Are you hungry?
Are you thirsty?
Maybe you are full.
But these are so yummy.

Crunch, crunch, crunch.
And munch, munch, munch.
Eat all of these things,
But no chips too much.

Words & Music by
Aysun Tonya Kasar

LET'S EXPLORE Food Around The World

Oh! Yummy!
I'm really
hungry.



Every country has its
traditional style of cooking.
It is called cuisine.



10 Food and Drinks

I can do it!

Check yourself
and color.



Finish
your picture
dictionary
and share
it with your
friends.

ACTIVITY

10 FOOD and DRINKS



Read and match the pictures with the sentences.



A



B



C



D



E



F



G



H



I

1. I'm hungry. I want some salad.

2. She's thirsty. She wants some tea.

3. A: Do you want some cheese? B: No, thanks. Maybe later.

4. I want some honey. It's healthy.

5. A: Are you hungry? B: Yes, I am. I want some soup, please.

6. I feel hungry. I want cupcakes.

7. A: Want some marmalade? B: Not now, thanks.

8. I want some butter, please.

9. A: How about some bread? B: No, thanks. I'm full.

ACTIVITY



Match them.

4. salad

5. cheese

6. water

7. coffee

8. soup

3. cupcake

2. butter

1. pasta

9. fish and chips

10. milk

11. olives



17. tea

16. marmalade

15. bread

14. honey

13. yoghurt

12. lemonade



Help Bouncy make a shopping list.

FOOD

1. **BREAD**

2.

3.

4.

5.



DRINKS

1.

2.

3.

4.

5.

ACTIVITY



Match the words with the pictures.

1. sad

2. happy

3. scared

4. thirsty

5. hungry

6. full



a



b



c



d



e



f



Look at the pictures, ask and answer.



1. A: Is she **hungry**... ?

B: No, she **isn't**...



2. A: Is ?

B: Yes,



3. A: ?

B:



4. A: ?

B:



Do the puzzle and find the secret code.

rebad	6	b	r	e	a	d													
retbut											7								
eseche				8															
kacepue			2								10								
sifh	11																		
neyoh									5										
maderamla	3					4													
sapat			9		13														
dalsa			12																
gouhyrt	1															14			

secret code	1	2	3	4	5														
	6	b	7	8	9	10	11	12	13	14									



Match the questions with the answers.

- | | | |
|--------------------------------|---|---|
| 1. Do you want an apple? | → | A. Yes, she is. |
| 2. Are you hungry? | | B. No thanks, maybe later. |
| 3. How about some lemonade? | | C. Yes, please. |
| 4. Is she thirsty? | | D. Yes, I am and I want some pasta, please. |
| 5. Would you like a hamburger? | | E. No, thanks. It isn't healthy. |



CUT

OUT

STICKERS

CUT OUT


CUT OUT 1 Classroom Rules




CUT OUT 4 Free Time





CUT OUT 5 My Day



CUT OUT 2 Nationality



STICKERS 1 Classroom Rules



STICKERS 2 Nationality



STICKERS 4 Free Time



STICKERS 5 My Day



STICKERS



STICKERS 7 Jobs





ANSWER KEY FOR ACTIVITIES

1

CLASSROOM RULES

Activity 1

- a) board b) door c) pencils d) pencil case e) window f) ruler

Activity 2

- | | |
|----------|----------|
| 2. Open | 5. Close |
| 3. Give | 6. Look |
| 4. Clean | 7. Give |

Activity 3



Emily: two rulers and an eraser.



Mia: the red pencil case and three pencils.



Max: the pencil sharpener and two yellow books.

Activity 4

H	T	W	O	E	J	Q	F	O	U	R	F	D	C	K
K	T	U	C	X	X	L	F	N	Q	B	S	D	E	H
Y	R	Y	T	R	I	H	T	E	I	K	E	Q	I	K
E	M	E	A	Y	J	M	Q	E	Y	N	V	X	G	F
I	Q	F	E	N	I	N	Y	T	R	O	E	K	H	I
G	B	O	N	E	O	T	F	R	B	F	N	A	T	V
H	U	F	I	E	Y	I	V	U	Z	W	A	D	E	E
T	I	S	B	T	F	R	I	O	A	W	C	N	E	A
X	Z	V	R	R	Z	O	D	F	Y	J	O	E	N	U
V	V	O	E	I	R	S	S	Y	D	Y	T	V	R	T
U	F	Q	B	H	L	O	A	R	E	S	E	E	P	G
Z	V	J	J	T	T	W	E	N	T	Y	F	L	F	U
J	V	T	T	H	I	R	T	Y	T	H	R	E	E	G
U	S	N	E	E	T	X	I	S	E	V	L	E	W	T
T	W	E	N	T	Y	F	I	V	E	A	R	M	H	M

Activity 5

1. Twenty-one pencils

2. Nine rulers

Activity 6

1. Turn on the lights, please.

2. Sure.

3. Can I join your game?

4. Of course.

5. May I come in?

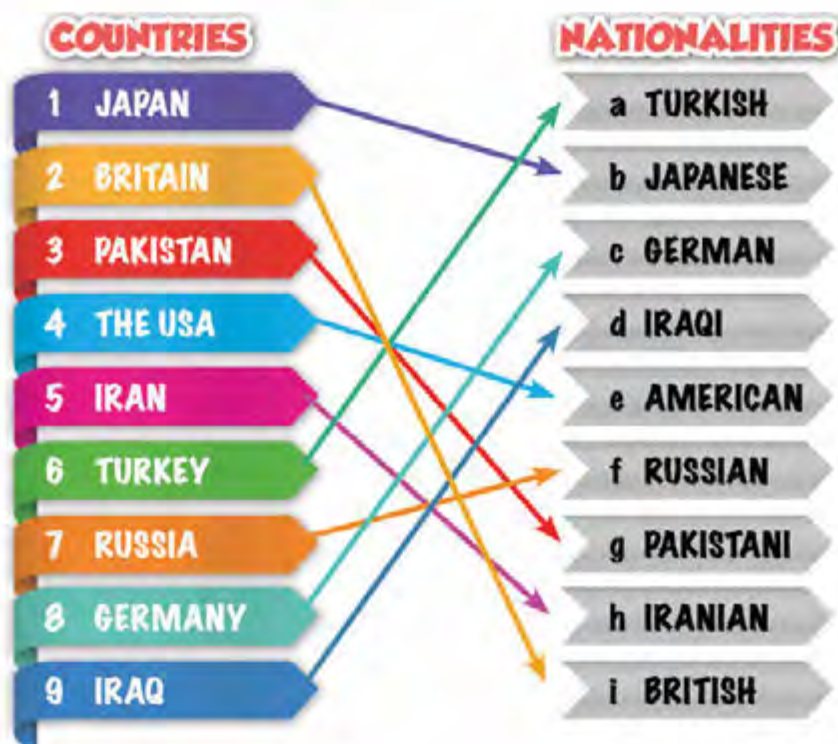
6. Come in, please.

ANSWER KEY

2

NATIONALITY


Activity 1



Activity 2

- 1 Japan
- 2 American
- 3 Iran
- 4 Russia
- 5 German

Activity 3



Activity 4

- A: Where is Maryam from?
B: She is from Pakistan. She is Pakistani.
- A: Where is Sam from?
B: He is from the USA. He is American.
- A: Where is Adele from?
B: She is from France. She is French.
- A: Where is Akira from?
B: She is from Japan. She is Japanese.

- A: Where is Katrin from?
B: She is from Germany. She is German.
- A: Where is Mustafa from?
B: He is from Turkey. He is Turkish.
- A: Where is Ian from?
B: He is from Britain. He is British.

Activity 5

- in the north
- in the east
- in the south
- in the east
- in the west

Activity 6

- True
- False
- True
- True
- False
- True

Activity 7

START	X	L	H	Y	A	C	I	Q	T
A	G	Y	S	E	Z	I	U	J	K
C	E	I	R	H	P	Q	B	R	O
T	B	Q	M	U	G	A	O	N	D
F	O	S	X	F	M	Z	G	S	H
K	D	V	L	K	T	P	N	C	I
U	H	F	N	R	L	K	J	M	U
W	Z	J	O	X	D	Y	W	B	E

SECRET CODE:

T U R K I S H

ANSWER KEY

3

CARTOON CHARACTERS

Activity 1



Activity 2

C	F	L	Y	O	P	D	I	V	E
A	S	P	E	A	K	R	S	R	L
T	B	D	L	M	C	I	M	E	S
C	D	L	C	U	L	D	D	A	G
H	J	U	M	P	O	E	T	D	U
Z	D	O	P	U	Z	Z	L	E	S
W	A	L	C	L	I	M	B	A	E
E	D	R	I	V	E	D	U	S	L

Activity 3

2. ...can... / ...can't...

3. ...can't... / ...can...

Activity 4

Student's Own Answers.

Activity 5

2. Max can't ride a horse, but Mia can .

3. Mia can't run, but Max can .

4. Mia can climb, but Max can't .

Activity 6

2. his / He can play the guitar

3. her / She can play the piano

4. his / He can drive a car

5. her / She can ride a bike

Activity 7

② - Yes, they are .

- No, they aren't .

③ - They're Sam's blocks .

④ - Yes, it is .

- No it isn't .

⑤ - Sam's puzzle .

⑥ - Yes, it is .

ANSWER KEY

4

FREE TIME

Activity 1



Activity 2

Down

1. flying a kite
2. swimming
3. drawing
5. playing with marbles

Across

4. table tennis
6. riding a bike
7. football
8. watching cartoons
9. learning English
10. reading comics
11. coloring a book
12. playing chess

Activity 3 (There are alternative answers according to the chart.)

Do you like riding a scooter ... ?

- 3 Yes, I do./
Yes, I like riding a scooter.

Do you like playing chess ... ?

- 4 No, I don't./
No, I dislike playing chess.

Do you like riding a scooter ... ?

- 5 Yes, I do./
Yes, I like riding a scooter.

Do you like riding a scooter ... ?

- 6 No, I don't./
No, I dislike riding a scooter.

Do you like playing chess ... ?

- 7 Yes, I do./
Yes, I like playing chess.

Do you like coloring ... ?

- 8 No, I don't./
No, I dislike coloring.

Activity 4 (Your answers may vary.)

2. I like riding a bike
3. I dislike playing table tennis
4. I dislike coloring books
5. I like playing chess
6. I like flying a kite

Activity 5

- 1 say that again
- 2 please
- 3 pardon

ANSWER KEY

5 MY DAY

Activity 1

- a) In the morning b) In the afternoon c) In the evening

Activity 2

- 2 A: What time is it?
B: It's 12 o'clock.
- 3 A: What time is it?
B: It's 3 o'clock.
- 4 A: What time is it?
B: It's 9 o'clock.

Activity 3

IN THE MORNING

- a) I wake up. b) I have breakfast. c) I go to school.

IN THE AFTERNOON

- d) I have lunch. e) I go home. f) I do my homework.

IN THE EVENING

- g) I have dinner. h) I read a book. i) I go to bed.

Activity 6

Dialogue 1:
What time is it
.....

Dialogue 2:
Yes, of course
.....

Dialogue 3:
Time for breakfast
.....

Dialogue 4:
Time to sleep
.....

Activity 5

SECRET CODE:
DAYS OF THE WEEK

P	S	U	N	D	A	Y	A	Y
T	H	U	R	S	D	A	Y	S
F	R	I	D	A	Y	O	F	T
H	E	M	O	N	D	A	Y	W
T	U	E	S	D	A	Y	E	E
S	A	T	U	R	D	A	Y	K
W	E	D	N	E	S	D	A	Y

Activity 6 (Your answers may vary.)

I have breakfast and I brush my teeth at eight o'clock. I have lunch at twelve o'clock.
I play in the garden in the afternoon. I do my homework at six o'clock. I go to bed at nine o'clock.

Activity 7

- I play football at 3 p.m.
- I draw pictures at 3 p.m.
- I read comics at 4 p.m.
- I go shopping at 3 p.m.
- I play chess at 4 p.m.

ANSWER KEY

6

FUN WITH SCIENCE

Activity 1

- | | | |
|----------------|------------------------------|--------------|
| 4) Cover it. | 2) Plant it. | 3) Water it. |
| 7) Drop it. | 5) Don't cut it. | 6) Brush it. |
| 10) Freeze it. | 8) Leave it near the window. | 9) Cut it. |
| | 11) Do an experiment. | 12) Fold it. |

Activity 2

H	S	C	I	S	S	O	R	S	S
E	A	O	N	V	O	E	P	F	C
X	U	V	N	T	I	W	E	M	I
P	I	E	T	U	L	H	B	A	E
E	S	R	C	B	O	X	B	T	N
R	D	O	B	E	A	N	L	E	C
I	S	T	E	P	S	I	E	R	E
M	C	O	C	C	L	E	S	I	C
E	B	R	U	S	H	E	N	A	U
N	E	A	R	J	A	R	C	L	P
T	O	Y	S	F	O	L	D	S	E

SECRET CODE:

HAVE FUN WITH SCIENCE

Activity 3



Activity 4

Experiment 1: Ecosystem

Materials

Soil

Steps

1. Place
5. Place
7. Leave

Experiment 2: Walking Colors

Materials

Paper towel

Steps

2. Fill
5. Drop
6. Drop

Activity 5

- | | |
|----------|----------|
| 1. True | 5. False |
| 2. False | 6. True |
| 3. False | 7. False |
| 4. True | 8. True |

ANSWER KEY

7

JOBS

Activity 1

1. singer
2. scientist
3. dancer
4. farmer
5. nurse
6. fireman
7. police woman
8. businessman

Activity 2

- 1 ☒ This is a theatre.
- 2 ☒ This is a police station.
- 3 ☒ This is a music hall.
- 4 ☒ This is an airport.

Activity 3

- 1) policeman
- 2) vet
- 3) dancer
- 4) pilot
- 5) chef
- 6) waiter
- 7) an actress

Activity 6

- b. a singer / singing .
- c. a farm/ planting vegetables .
- d. a fireman / a fire station .
- e. a postman / work at a post office / like bringing letters .

Activity 5

- 1. What's your job?
- 2. Where are you from?
- 3. What does he do?
- 4. What can she do?
- 5. Do you like playing table tennis?

Activity 6

Across:

- 1) h o s p i t a l.
- 3) c l i n i c.
- 4) a i r p o r t.
- 5) f a r m.
- 7) s c h o o l.

Down:

- 2) p o s t o f f i c e.
- 6) o f f i c e.
- 8) r e s t a u r a n t.

ANSWER KEY

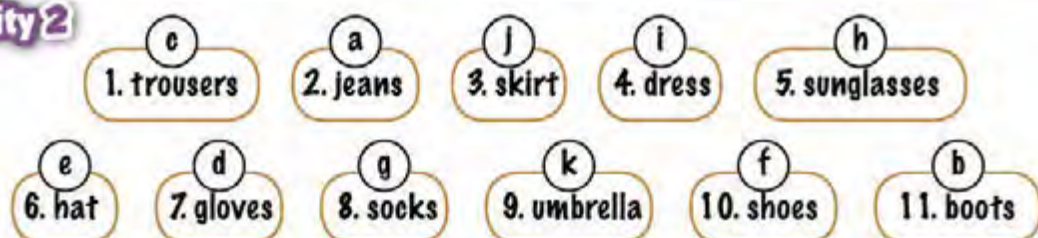
8 MY CLOTHES

Activity 1



1. Bouncy **can**/**can't** wear socks.
2. Bouncy **can**/**can't** wear jeans.
3. Bouncy **can**/**can't** wear gloves.
4. Bouncy **can**/**can't** wear boots.
5. Bouncy **can**/**can't** wear sunglasses.
6. Bouncy **can**/**can't** wear shoes.
7. Bouncy **can**/**can't** wear a T-shirt.
8. Bouncy **can**/**can't** wear a hat.

Activity 2



Activity 3 (Your answers may vary.)

For my summer vacation:

I need **sunglasses, jeans, a skirt, a dress**
and **shoes**.

For my winter vacation:

I need **trousers, a hat, gloves, socks,**
an **umbrella** and **boots**.

Activity 4

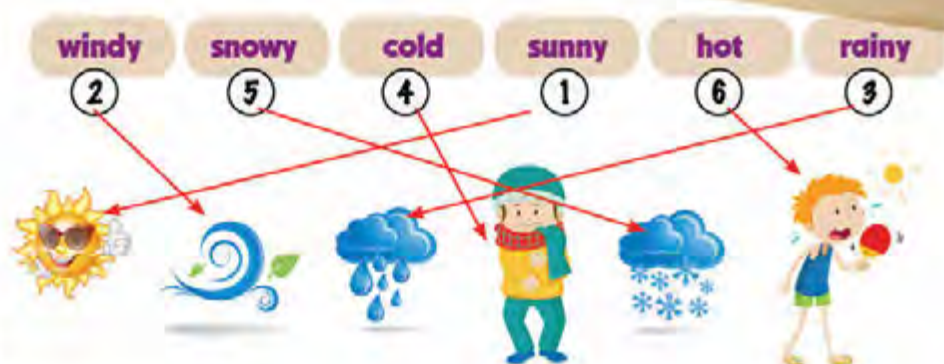
① Summer

③ Winter

② Autumn

④ Spring

Activity 5



Activity 6

lode	1	c	o	4	l	d	
nywos		s	n	2	o	w	y
memrus		s	u		m	m	6 e r
mrwa	5	w	a		r	m	
numuta	7	a	u	8	t	u	m n
tho	9	h	3 o		t		
trewin		w	i		n	t	10 e r
inray	11	r	a		i	n	y

keyword

1	C	2	O	3	O	4	I
---	---	---	---	---	---	---	---

5	w	6	e	7	a	8	t	9	h	10	e	11	r
---	---	---	---	---	---	---	---	---	---	----	---	----	---

Activity 7

1. autumn
2. spring
3. winter
4. shoes
5. umbrella

Activity 8

1. It's cold and snowy.
2. It's hot and sunny.
3. It's windy and rainy.



1. Wear your boots and gloves.
2. Put on your sunglasses.
3. Take your umbrella.

ANSWER KEY

9

MY FRIENDS

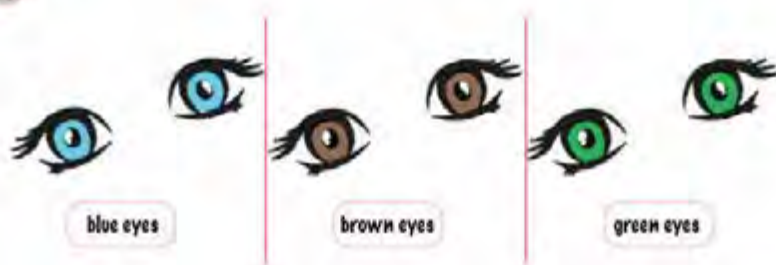
Activity 1

1. short
2. slim
3. fat
4. tall
5. curly
6. wavy
7. moustache
8. beard

Activity 2

1. ugly
2. handsome
3. old
4. young
5. a moustache

Activity 3



Activity 4



curly hair




wavy hair



straight hair

Activity 5



Activity 6 (Your answers may vary.)

My name is Jack. I'm plump and tall. I have curly hair and green eyes. I am handsome.



My imaginary friend's name is Mony. She is short and slim. She has long blond hair and black eyes. She is beautiful.

Activity 7

1. True
2. False
3. False
4. True
5. False

6. False
7. True
8. False
9. False

ANSWER KEY

10 FOOD and DRINKS

Activity 1

1. B 2. I 3. F 4. V 5. A 6. E 7. G 8. H 9. C

Activity 2

1. o 2. e 3. b 4. k 5. j 6. d 7. l 8. m 9. o 10. n 11. r
12. h 13. g 14. i 15. a 16. p 17. f

Activity 3 (Your answers may vary.)

FOOD:

2. Salad
3. Pasta
4. Butter
5. Cupcake

DRINKS:

1. Water
2. Tea
3. Coffee
4. Milk
5. Lemonade

Activity 4

1. e 2. d 3. f 4. b 5. a 6. c

Activity 5

2. A: Is **it hungry** ?

B: Yes, **it is**

3. A: Is **he full** ?

B: Yes, **he is**

4. A: Is **she thirsty** ?

B: Yes, **she is**

Activity 6

rebad	6	b	r	e	a	d													
retbut		b	u	t	t	e	7	r											
eseche		c	h	8	e	e	s	e											
kacepuc		c	2	u	p	c	a	10	k	e									
sifh	11	f	i	s	h														
neyoh		h	o	n	e	5	y												
maderamla	3	m	a	r	4	m	a	l	a	d	e								
sapat		p	9	a	13	s	t	a											
dalsa		s	12	a	l	a	d												
gouhyrt	1	y	o	g	h	u	r	14	t										

secret code	1	y	2	u	3	m	4	m	5	y									
	6	b	7	r	8	e	9	a	10	k	11	f	12	a	13	s	14	t	

Activity 7

2. D 3. B 4. A 5. E

REFERENCES

T.C. Milli Eğitim Bakanlığı. (2018). İngilizce Dersi Öğretim Programı (İlkokul ve Ortaokul 2, 3, 4, 5, 6, 7 ve 8. Sınıflar).

Ankara: MEB.

[Unit 1, p. 16] Alliant Energy Kids. (2017 September 26). Top 10 Rules for Saving Energy. Retrieved from: <http://www.alliantenergykids.com/EnergyandTheEnvironment/SavingEnergy/022391>

[Unit 2, p. 25] Cook, Jessica. (2017 October 02). How to Teach Children About Cardinal Directions. Synonym. Retrieved from <http://classroom.synonym.com/teach-children-cardinal-directions-5877057.html>

[Unit 8, p. 97] Cool Kids Facts. (2017 November 16). Cool Facts. Retrieved from: <https://www.coolkidsfacts.com/>

[Unit 6, p. 73] Cool Science Experiments Headquarters. (2017 October 30). Color Changing Walking Water. Retrieved from: <http://coolscienceexperimentshq.com/color-changing-walking-water/>

[Unit 9, p. 112] Eba Bilişim Ağı. (2017 November 20). Eba Kodlama. Retrieved from: <http://www.eba.gov.tr/kod>

[Unit 9, p. 112] Eğitim Bilişim Ağı. (2017 November 20). Scratch. Retrieved from: <http://scratch.eba.gov.tr>

[Unit 3, p. 33] Empire. (2017 October 04). The 50 Best Animated Movie Characters. Retrieved from: <https://www.empireonline.com/movies/features/50-greatest-animated-characters/>

[Unit 3, p. 37] Esl Games. (2017 October 04). ESL Fun Games Online. Retrieved from: <http://www.eslgamesworld.com/members/games/index.html>

[Unit 1, p. 12] International Basketball Federation. (2017 September 25). Basketball Uniform Decoration Rules. Retrieved from: <http://basketball.epicsports.com/basketball-uniform-decoration-rules.html>

[Unit 6, p. 70] Kenney, Josh. (2017 October 31). How To Make A Mason Terrarium. Retrieved from: <http://thesciencesclassroom.org/how-to-make-your-own-self-contained-ecosystem-biosphere/>

[Unit 6, p. 73] Kidspot. (2017 November 03). How to make Walking water science experiment. (Videofile) Retrieved from: <https://www.youtube.com/watch?v=98lQMK4Pal>

[Unit 2, p. 28] Kim. (2017 October 02). How To Make a Compass. Retrieved from: <https://web.kidsactivitiesblog.com/12007/how-to-make-a-compass>

[Unit 6, p. 73] Malia. (2017 October 02). Walking Water Rainbow. Retrieved from: <https://theterrilaboratory.com/walking-water-rainbow/>

[Unit 9, p. 112] Maxwell, Daniel. (2017 November 20). Coding Is A Necessary Part of 21st Century Education. Retrieved from: <https://www.theeducator.com/blog/coding-necessary-part-21st-century-education/>

[Unit 6, p. 70] McDonald, Alex. (2017 October 31). Terrariums: A Fun-for-the-Family Science Experiment in 5 Easy Steps. Retrieved from: <http://filterbutler.com/blog/terrariums-fun-family-science-experiment-5-easy-steps/>

[Unit 9, p. 112] MIT Medya Lab. (2017 November 20) Scratch. Retrieved from: <https://scratch.mit.edu/>

[Unit 6, p. 76] Morin, Amanda. (2017 October 31). Egg In Soda: A Dental Health Activity. Retrieved from: <https://www.thespruce.com/egg-in-soda-dental-health-activity-2086863>

[Unit 6, p. 70] Nasa. (2017 October 31) Make A Terrarium Mini-Garden. Retrieved from: <https://climatekids.nasa.gov/mini-garden/>

[Unit 6, p. 70] Science Kids. (2017 October 31). Science Facts. Retrieved from: <http://www.sciencekids.co.nz/science-facts.html>

[Unit 6, p. 76] SciShow Kids. (2017 October 31). Remember to Brush Your...Egg? (Videofile) Retrieved from: <https://www.youtube.com/watch?v=7MAGwCVwcls>

[Unit 6, p. 76] Susan. (2017 November 11). The Draw My Picture Game. Retrieved from: <http://www.homeschoolwithlove.com/2013/11/07/draw-picture-game/>

[Unit 7, p. 88] Yemenici Hayri Usta. (2017 November 08). Retrieved from: <http://yemenicihayriusta.com.tr>

VISUAL REFERENCE

[Unit 1, p. 9] https://www.freepik.com/tree-vector/political-map-of-the-world_791534.htm#term=map&page=1&position=4%20 (25.09.2017)

[Unit 1, p. 9] https://tr.123rf.com/stok-fotoğraf/pencil_case.html?oriSearch=russian+boy&sti=lb3dwfqhmupzjs5vqf%7C&mmediapopup=44130735 (26.09.2017)

[Unit 1, p. 13] https://tr.123rf.com/stok-fotoğraf/boys_girls_standing_in_group.html?oriSearch=stay+in+line&sti=04jlc303a0d6nwnrf%7C&mmediapopup=44068477 (26.09.2017)

[Unit 6, p. 13] https://tr.123rf.com/stok-fotoğraf/take_tennis_ball.html?oriSearch=tennis+ball+hand&imgtype=1&sti=rmsg4lp5sroaxle0u7y%7C&mmediapopup=74441293 (27.09.2017)

[Unit 1, p. 13] https://tr.123rf.com/stok-fotoğraf/box_books_hand.html?oriSearch=kitaplar+koymak&imgtype=1&sti=rne36ygydvtvveh9jm&mmediapopup=48337984 (27.09.2017)

[Unit 1, p. 13] https://tr.123rf.com/stok-fotoğraf/girls_game_children.html?oriSearch=girls+game&imgtype=1&sti=lj7nxz9kw6z1jpvdz%7C&mmediapopup=47628997 (28.09.2017)

[Unit 1, p. 16] https://tr.123rf.com/stok-fotoğraf/on_off.html?oriSearch=driver+woman&imgtype=1&sti=lors087w0uz9xnb4fz&mmediapopup=14109813 (28.09.2017)

[Unit 1, p. 17] https://tr.123rf.com/kliptart-vektör/window_white_opened_closed.html?oriSearch=open+window&sti=nkm6atp7wpzwn68nlf%7C&mmediapopup=15039600 (29.09.2017)

[Unit 1, p. 17] <https://tr.123rf.com/kliptart-vektör/ruler.html?oriSearch=eraser+pencil+sharpener+ruler&sti=n0gh6w6ihqnxjcglo&mmediapopup=27158855> (29.09.2017)

[Unit 1, p. 19] <https://tr.123rf.com/kliptart-vektör/pencils.html?oriSearch=pencils&sti=iz3wp0s2vzfzdnbu2ad%7C&mmediapopup=82940135> (29.09.2017)

[Unit 1, p. 19] https://www.freepik.com/free-vector/big-sale-template_796206.htm#term=shopping%20basket&page=1&position=2 (15.01.2018)

[Unit 2, p. 21] https://www.freepik.com/free-vector/flags-of-the-world-collection_837815.htm#term=world%20flags&page=1&position=1 (02.10.2017)

[Unit 2, p. 26] https://tr.123rf.com/stok-fotoğraf/turkey_map.html?oriSearch=glue&sti=lu11xzu3mxjo7v6a1m%7C&mediapopup=47606841 (03.10.2017)

[Unit 3, p. 33] https://tr.123rf.com/klipart-vektör/guitar_deer.html?oriSearch=singing+parrot&sti=mvhbmh7too5580jpqs&mediapopup=52210551 (04.10.2017)

[Unit 3, p. 33] https://tr.123rf.com/klipart-vektör/mouse_horse.html?oriSearch=guitar+deer&sti=naadyn2oqqrzn1wyl&mediapopup=16879289 (04.10.2017)

[Unit 3, p. 33] https://www.freepik.com/free-vector/cinema-screen-and-seats_770814.htm#term=cinema&page=1&position=16 (05.10.2017)

[Unit 3, p. 40] http://www.afa.tsk.tr/07_gorseller/foto.html (15.01.2018)

[Unit 3, p. 43] <https://tr.123rf.com/stok-fotoğraf/39523736.html?sti=o7n4n03hptyv5v83zg> (31.01.2018)

[Unit 3, p. 43] <https://tr.123rf.com/stok-fotoğraf/33594104.html?oriSearch=39523736&sti=o3p7nxd3td8whqz6ms> (31.01.2018)

[Unit 4, p. 45] https://www.freepik.com/free-vector/teacher-and-students-with-school-objects_1175935.htm (06.10.2017)

[Unit 4, p. 47] https://tr.123rf.com/stok-fotoğraf/ağaç_dikmek.html?oriSearch=ağaç+diken+anne+kız&sti=o07skjzlp1xkh1dey%7C&mediapopup=54018539 (10.10.2017)

[Unit 4, p. 47] https://tr.123rf.com/photo_41698690_two-cute-boys-compete-in-riding-scooters-outdoor-in-the-park-summertime.html (10.10.2017)

[Unit 4, p. 47] https://tr.123rf.com/stok-fotoğraf/two_siblings_reading_books_under_a_cover.html?sti=lm2kg2fls9iv51egp%7C&mediapopup=47718817 (10.10.2017)

[Unit 4, p. 48] https://themarblesstore.com/wp-content/uploads/2015/02/photodune_2683654_playing_marbles.jpg (10.10.2017)

[Unit 4, p. 50] https://tr.123rf.com/stok-fotoğraf/illustration_of_a_young_boy_watching_tv_at_the_living_room.html?oriSearch=ağaç+dikmek&sti=ngl8bhd8h11qanin2q%7C&mediapopup=18836095 (12.10.2017)

[Unit 4, p. 52] <https://www.morethanagamecafe.com/wp-content/uploads/2014/12/Mancala.jpg> Date accessed: 25.10.2017 23.15 (09.10.2017)

[Unit 4, p. 53] <https://previews.123rf.com/images/shalamov/shalamov1404/shalamov140400097/27856097-split-above-and-underwater-photo-of-adorable-kids-having-fun-swimming-on-summer-vacation.jpg> (09.10.2017)

[Unit 4, p. 53] <https://tr.123rf.com/stok-fotoğraf/42401791.html?oriSearch=tv+çocuk&imgtype=1&sti=ol4fyemln919g0123m&mediapopup=42401791> (11.10.2017)

[Unit 4, p. 53] <http://media.bearn.usnews.com/cf/04/6bb88ec746daa8031d1ed8e9ba16/170530-kidsoccer-stock.jpg> (11.10.2017)

[Unit 4, p. 54] <https://www.thinkeasy.ca/project/double-the-fun/> (25.04.2019)

[Unit 4, p. 54] <https://tr.123rf.com/stok-fotoğraf/410720.html?oriSearch=78264135&imgtype=1&sti=lmsx9ookjowrjvzml&mediapopup=410720> (s19.10.2017)

[Unit 4, p. 55] https://es.123rf.com/photo_85654562_niño-dibujando-una-familia-feliz.html (25.04.2019)

[Unit 5, p. 60] https://www.freepik.com/free-vector/colored-clocks_794578.htm#term=clock&page=1&position=12 (13.10.2017)

[Unit 5, p. 61] <https://tr.123rf.com/stok-fotoğraf/49254023.html?oriSearch=futbol+top&imgtype=1&sti=lpwx2guuv2s17dlrh&mediapopup=49254023> (13.10.2017)

[Unit 5, p. 61] <https://previews.123rf.com/images/candy18/candy181601/candy18160100014/50431470-six-years-old-child-sleeping-in-bed-on-pillow-with-alarm-clock.jpg> (13.10.2017)

[Unit 5, p. 61] https://www.123rf.com/search.php?word=dance&imgtype=0&t_word=&t_lang=tr&orderby=0&t_word=&t_lang=tr&oriSearch=sing&sti=nnhjc30m12n8ppc8s&mediapopup=55145530 (16.10.2017)

[Unit 5, p. 61] https://tr.123rf.com/klipart-vektör/39841777.html?oriSearch=gece&safe_search=off&sti=lr2nrg9858wnhsb8w&mediapopup=39841777 (16.10.2017)

[Unit 5, p. 61] https://tr.123rf.com/stok-fotoğraf/42308258.html?oriSearch=42308258&safe_search=off&sti=mmw5n9pmsj7qy5kh91&mediapopup=42308258 (15.01.2018)

[Unit 5, p. 61] https://tr.123rf.com/stok-fotoğraf/jump_kids.html?oriSearch=bale+kız+raised+arms&imgtype=1&sti=ri08ghbl7v4oedd3lnl&mediapopup=13050780 (15.01.2018)

[Unit 5, p. 61] https://www.123rf.com/search.php?word=climb&imgtype=0&t_word=&t_lang=tr&orderby=0&t_word=&t_lang=tr&oriSearch=put+on+dress+kid&sti=lgbrn07ipbybmzb5x&mediapopup=49254023 (19.10.2017)

[Unit 5, p. 61] https://www.123rf.com/search.php?word=jump+kid&imgtype=0&t_word=&t_lang=tr&orderby=0&t_word=&t_lang=tr&oriSearch=dance&sti=mx3b0g532ghkt7mrppl&mediapopup=11941696 (20.10.2017)

[Unit 5, p. 61] https://www.123rf.com/search.php?word=run&imgtype=0&t_word=&t_lang=tr&orderby=0&t_word=&t_lang=tr&oriSearch=climb&sti=m7eea03l9sefczksc3&mediapopup=42308258 (24.10.2017)

[Unit 5, p. 64] <https://previews.123rf.com/images/grgroup/grgroup1112/grgroup111200161/11618512-blue-and-green-planet-with-transparency-vector-illustration.jpg> (15.01.2018)

[Unit 5, p. 64] https://tr.123rf.com/stok-fotoğraf/30087522.html?oriSearch=farm&safe_search=off&sti=m4s90wgym01iv4uydk&mediapopup=30087522 (15.01.2018)

REFERENCES

- [Unit 5, p. 66] https://www.123rf.com/search.php?word=wake-up&imgtype=0&t_word=&t_lang=tr&orderby=0&t_word=&t_lang=tr&oriSearch=homework&sti=1j2r54ejp7hth5qv1rj&mediapopup=52899629 (20.10.2017)
- [Unit 5, p. 68] https://tr.123rf.com/stok-fotoğraf/30087522.html?oriSearch=farm&safe_search=off&sti=m4s90wgym01iv4uydkj&mediapopup=30087522 (30.10.2017)
- [Unit 5, p. 68] https://tr.123rf.com/stok-fotoğraf/26081526.html?oriSearch=30087522&safe_search=off&sti=mt61ync2gpr16e424k&mediapopup=26081526 (30.10.2017)
- [Unit 5, p. 68] https://tr.123rf.com/stok-fotoğraf/37893765.html?oriSearch=15680894&safe_search=off&sti=m63hyovqqvec74e4tq&mediapopup=37893765 (30.10.2017)
- [Unit 5, p. 68] https://tr.123rf.com/stok-fotoğraf/25230296.html?oriSearch=26081526&safe_search=off&sti=nmo1ywp15feth0mprj&mediapopup=25230296 (30.10.2017)
- [Unit 6, p. 71] https://tr.123rf.com/klipart-vektör/57688396.html?oriSearch=labrotory&safe_search=off&sti=lxmteur77tyri12vtj&mediapopup=57688396 (30.10.2017)
- [Unit 6, p. 72] https://tr.123rf.com/klipart-vektör/51856430.html?oriSearch=57688396&safe_search=off&sti=mpmvqg63regzs0c1xfj&mediapopup=51856430 (30.10.2017)
- [Unit 5, p. 74] https://tr.123rf.com/stok-fotoğraf/44696348.html?oriSearch=56631884&safe_search=off&sti=mvjp10ubjp7a9gk62r%7C&mediapopup=44696348 (30.10.2017)
- [Unit 6, p. 77] <https://tr.123rf.com/stok-fotoğraf/14753506.html?oriSearch=stem&sti=lpbqseys33ekjyw2yul&mediapopup=14753506> (31.10.2017)
- [Unit 6, p. 77] <https://tr.123rf.com/stok-fotoğraf/43156947.html?sti=n008lv4w8ul740k0ne%7C&mediapopup=43156947> (31.10.2017)
- [Unit 6, p. 77] <https://tr.123rf.com/stok-fotoğraf/26497054.html?sti=lr621s0hvl7rvz5h8x&mediapopup=26497054> (31.10.2017)
- [Unit 6, p. 77] <https://tr.123rf.com/stok-fotoğraf/48176777.html?sti=ndq85g8qg2z94ge98q%7C&mediapopup=48176777> (01.11.2017)
- [Unit 6, p. 77] <https://tr.123rf.com/stok-fotoğraf/23903898.html?sti=lpmy0eyc3bltr21j&mediapopup=23903898> (01.11.2017)
- [Unit 6, p. 77] <https://tr.123rf.com/stok-fotoğraf/34461498.html?sti=o08wyqglocuxko288&mediapopup=34461498> (01.11.2017)
- [Unit 6, p. 77] <https://tr.123rf.com/stok-fotoğraf/73870584.html?sti=ndorf2fan1q39pzlq&mediapopup=73870584> (02.11.2017)
- [Unit 6, p. 77] <https://tr.123rf.com/stok-fotoğraf/34648285.html?sti=nsjshvspj63ga7c5vh&mediapopup=34648285> (02.11.2017)
- [Unit 6, p. 77] <https://tr.123rf.com/stok-fotoğraf/27055149.html?sti=nyvust1y5b6jc29wa9&mediapopup=27055149> (08.11.2017)
- [Unit 6, p. 77] <https://tr.123rf.com/stok-fotoğraf/34737589.html?sti=o2gsnrkzsbdb61s5xpj&mediapopup=34737589> (06.11.2017)
- [Unit 7, p. 83] <https://tr.123rf.com/stok-fotoğraf/46255844.html?sti=od4u759ws5c1d1jruj&mediapopup=46255844> (06.11.2017)
- [Unit 7, p. 83] <https://tr.123rf.com/stok-fotoğraf/48429679.html?sti=lbdyqlb3semyhuc6igj&mediapopup=48429679> (06.11.2017)
- [Unit 7, p. 83] <https://tr.123rf.com/stok-fotoğraf/34710080.html?sti=nm8ur50ta30b7i0q5ul&mediapopup=34710080> (06.11.2017)
- [Unit 7, p. 83] <https://tr.123rf.com/stok-fotoğraf/55097245.html?sti=nh21jgky9ddfx04fcj&mediapopup=55097245> (06.11.2017)
- [Unit 7, p. 83] [https://www.freepik.com/index.php?goto=74&dfoto=1156855&term=chef](https://www.freepik.com/free-photo/happy-teacher-with-students-background_864157.htm#term=teacher&page=1&position=0Page 88: (08.11.2017)</p><p>[Unit 7, p. 83] <a href=) (10.11.2017)
- [Unit 7, p. 84] <https://tr.123rf.com/stok-fotoğraf/18635857.html?sti=mrxc96qqvcg9t4mg55&mediapopup=18635857> (07.11.2017)
- [Unit 7, p. 84] <https://tr.123rf.com/stok-fotoğraf/12633825.html?sti=miad277886jstjb1fax&mediapopup=12633825> (07.11.2017)
- [Unit 7, p. 84] [https://tr.123rf.com/stok-fotoğraf/21827655.html?sti=miuw8jhy0zamti8b23&mediapopup=21827](https://tr.123rf.com/stok-fotoğraf/21827655.html?sti=miuw8jhy0zamti8b23&mediapopup=21827655)

[Unit 7, p. 86] <https://tr.123rf.com/stok-fotoğraf/34691775.html?&sti=lu2rtxaudx9kd4cqqm&mediapopup=34691775> (09.11.2017)

[Unit 7, p. 86] <https://tr.123rf.com/stok-fotoğraf/47500939.html?&sti=nh4h2eiamof6zm9zq8r&mediapopup=47500939> (09.11.2017)

[Unit 7, p. 86] <https://previews.123rf.com/images/wavebreakmediamicro/wavebreakmediamicro1403/wavebreakmediamicro140343391/27150722-closeup-of-a-concentrated-male-chef-garnishing-food-in-the-kitchen.jpg> (09.11.2017)

[Unit 7, p. 86] <https://previews.123rf.com/images/peshkova/peshkova1308/peshkova130800161/21349532-business-man-in-airport-with-luggage-and-looking-in-airplane.jpg> (09.11.2017)

[Unit 7, p. 86] <https://tr.123rf.com/stok-fotoğraf/29832955.html?&sti=ngwkgmxt31edbgjnu9&mediapopup=29832955> (10.11.2017)

[Unit 7, p. 86] <https://previews.123rf.com/images/stockbroker/stockbroker1507/stockbroker150705569/42402612-nurse-sitting-by-young-girl-s-bed-in-hospital.jpg> (10.11.2017)

[Unit 7, p. 86] <https://tr.123rf.com/stok-fotoğraf/38034776.html?&sti=mau3o59o6t1q7mwgk7&mediapopup=38034776> (10.11.2017)

[Unit 7, p. 87] <https://tr.123rf.com/stok-fotoğraf/41726864.html?&sti=n0lurnd3d8kwhowhyh&mediapopup=41726864> (10.11.2017)

[Unit 8, p. 93] <https://tr.123rf.com/stok-fotoğraf/44895589.html?&sti=nfrnudigdsccnwwqkpn&mediapopup=44895589> (13.11.2017)

[Unit 8, p. 93] https://www.freepik.com/free-vector/girl-and-different-types-of-winter-clothes_1046874.htm (14.11.2017)

[Unit 8, p. 93] https://www.freepik.com/free-vector/mother-and-daughter-holding-hands_1250775.htm (14.11.2017)

[Unit 8, p. 95] <https://tr.123rf.com/stok-fotoğraf/bere.html?oriSearch=44895589&sti=me7y9pdl87u8ldzz6m&mediapopup=26046742> (13.11.2017)

[Unit 8, p. 95] <https://tr.123rf.com/stok-fotoğraf/12745805.html?&sti=nsj33xib4o1rwn41lgj> (31.01.2018)

[Unit 8, p. 95] <https://tr.123rf.com/stok-fotoğraf/14558930.html?&sti=nralny5ecc9xr8zrq&mediapopup=14558930> (13.11.2017)

[Unit 8, p. 97] <https://tr.123rf.com/stok-fotoğraf/7056418.html?&sti=leubt9oyxl8wpw2lgj&mediapopup=7056418> (31.01.2018)

[Unit 8, p. 100] <https://tr.123rf.com/stok-fotoğraf/76609672.html?oriSearch=76709672&sti=m53ugikco33xt4bpv7&mediapopup=76609672> (13.11.2017)

[Unit 8, p. 101] <https://tr.123rf.com/stok-fotoğraf/21949572.html?&sti=mlv5bhafa8o1zh9835&mediapopup=21949572> (14.11.2017)

[Unit 8, p. 101] <https://tr.123rf.com/stok-fotoğraf/30118792.html?&sti=ofsuji469kqh7zbpj&mediapopup=30118792> (14.11.2017)

[Unit 8, p. 103] <https://tr.123rf.com/stok-fotoğraf/41434302.html?&sti=oa1h84knp3dkbjwkdj&mediapopup=41434302> (14.11.2017)

[Unit 8, p. 103] <https://tr.123rf.com/stok-fotoğraf/46350055.html?&sti=loxqkmojem0rvh5idv&mediapopup=46350055> (15.11.2017)

[Unit 8, p. 104] <https://tr.123rf.com/stok-fotoğraf/26494090.html?&sti=naj56eou27h11r20v8j&mediapopup=26494090> (15.11.2017)

[Unit 9, p. 105] <https://tr.123rf.com/stok-fotoğraf/66904398.html?&sti=oa3b9y7cqjbn2da1rl3j&mediapopup=66904398> (31.01.2018)

[Unit 8, p. 105] <https://www.freepik.com/free-vector/women-heads-collection_981194.htm#term=woman%20face&page=1&position=16 (15.11.2017)

[Unit 9, p. 107] <https://tr.123rf.com/stok-fotoğraf/37423583.html?&sti=mj45orjrl5allqh1xal&mediapopup=37423583> (15.11.2017)

[Unit 9, p. 107] <https://tr.123rf.com/stok-fotoğraf/41708729.html?&sti=nckg4ynvz7cl44xqqj&mediapopup=41708729> (15.11.2017)

[Unit 9, p. 107] <https://tr.123rf.com/stok-fotoğraf/40865980.html?&sti=mlfngsurkdq10b0v5nzj&mediapopup=40865980> (16.11.2017)

[Unit 9, p. 107] <https://previews.123rf.com/images/neyro2008/neyro20081504/neyro2008150400032/38425201-happy-family-parents-and-kids.jpg> (16.11.2017)

[Unit 9, p. 108] https://www.freepik.com/free-vector/young-woman-girl-avatars-set-with-hair-cut-styles-isolated-vector-illustration_1158799.htm#term=business%20woman&page=7&position=22 (16.11.2017)

[Unit 9, p. 108] <https://tr.123rf.com/stok-fotoğraf/28133619.html?&sti=obfb78ogqh0zmsbtw&mediapopup=28133619> (16.11.2017)

[Unit 9, p. 108] <https://tr.123rf.com/stok-fotoğraf/15626273.html?&sti=nvzb8q59lo3z0x0ir2&mediapopup=15626273> (17.11.2017)

[Unit 9, p. 110] <https://tr.123rf.com/stok-fotoğraf/35444257.html?oriSearch=26015623&sti=nbf8ug3tiwn970uao&mediapopup=35444257> (17.11.2017)

[Unit 9, p. 111] <https://tr.123rf.com/stok-fotoğraf/35858839.html?&sti=ncaq4fw2n3dvunfruj&mediapopup=35858839> (17.11.2017)

[Unit 9, p. 112] <https://tr.123rf.com/stok-fotoğraf/42941082.html?&sti=n7usnn0bhm13py0rk&mediapopup=42941082> (17.11.2017)

[Unit 9, p. 114] https://www.freepik.com/free-vector/set-of-beautiful-hand-drawn-looks_1024435.htm (17.11.2017)

REFERENCES

[Unit 10, p. 117] <https://tr.123rf.com/stok-fotoğraf/30853113.html?&sti=m1i49hitminsni5r8j&mediapopup=30853113> (27.11.2017)

[Unit 10, p. 117] http://pngimg.com/uploads/honey/honey_PNG11573.png (27.11.2017)

[Unit 10, p. 117] <http://www.pngall.com/wp-content/uploads/2016/04/Green-Tea.png> (28.11.2017)

[Unit 10, p. 117] <http://www.pngall.com/wp-content/uploads/2016/05/Coffee-PNG-File.png> (28.11.2017)

[Unit 10, p. 118] https://www.freepik.com/free-vector/tour-city-scenes-with-young-hipsters_1250829.htm (27.11.2017)

[Unit 10, p. 119] https://www.freepik.com/free-vector/restaurant-background-with-dish-and-cutlery_2488515.htm#term=plate%20fork%20knife&page=1&position=15 (28.11.2017)

[Unit 10, p. 120] https://www.freepik.com/free-vector/water-color-menu-vegan-restaurant_896408.htm#term=menu&page=1&position=27 (29.11.2017)

[Unit 10, p. 124] http://giovannisonline.co.uk/wp-content/uploads/AM_706x264_SchwepesFishChips.jpg (28.11.2017)

[Unit 10, p. 124] <https://www.monpetitfour.com/wp-content/uploads/2015/04/croissants-1-copy.jpg> (27.11.2017)

[Unit 10, p. 125] <https://tr.123rf.com/stok-fotoğraf/31593426.html?&sti=mntg24u728me38cbk&mediapopup=31593426> (30.11.2017)

[Unit 10, p. 125] <https://tr.123rf.com/stok-fotoğraf/26015623.html?oriSearch=33010561&sti=oew1qw3miy7cobjny&mediapopup=26015623> (01.12.2017)

[Unit 10, p. 125] <https://previews.123rf.com/images/nbixer/nbixer1507/nbixer150700063/42914581-homemade-vegetarian-tomato-cream-soup-in-white-bowl-on-wooden-table.jpg>

[Unit 10, p. 127] <https://tr.123rf.com/stok-fotoğraf/54306996.html?&sti=lrne77xkq6d199l33z6&mediapopup=54306996> (01.12.2017)

[Unit 10, p. 127] <https://tr.123rf.com/stok-fotoğraf/15611732.html?&sti=o9ukaee7m0c9zblvn6&mediapopup=15611732> (01.12.2017)

[Unit 10, p. 127] <https://tr.123rf.com/stok-fotoğraf/15611732.html?&sti=o9ukaee7m0c9zblvn6&mediapopup=15611732> (01.12.2017)

[Unit 5, p. 141] <https://tr.123rf.com/stok-fotoğraf/55754420.html?oriSearch=35444257&sti=lwjfc2tyr5tccw1hq&mediapopup=55754420> (15.01.2018)

[Unit 5, p. 141] <https://previews.123rf.com/images/romrodinka/romrodinka1510/romrodinka151000291/47230890-happy-blond-kid-boy-having-fun-and-sliding-on-outdoor-playground-child-smiling-summer-leisure-for-ki.jpg> (15.01.2018)

[Unit 10, p. 141] <https://tr.123rf.com/stok-fotoğraf/33604059.html?oriSearch=47230890&sti=mn1s6csu930cisaojq2&mediapopup=33604059> (15.01.2018)

[Unit 5, p. 141] <https://previews.123rf.com/images/stockbroker/stockbroker1507/stockbroker150706181/42308713-family-making-breakfast-in-kitchen-together.jpg> (15.01.2018)

[Unit 5, p. 141] <https://previews.123rf.com/images/famveldman/famveldman1607/famveldman160700178/59844906-little-girl-choosing-dresses-in-white-bedroom-child-watching-mirror-reflection-holding-pink-dress-ch.jpg> (15.01.2018)

[Unit 5, p. 141] <https://previews.123rf.com/images/inesbazdar/inesbazdar1608/inesbazdar160800028/62733483-sad-little-girl-must-stay-at-home-and-do-her-homework-but-she-would-rather-play-outside-.jpg> (15.01.2018)

[Unit 7, p. 141] <https://previews.123rf.com/images/gstockstudio/gstockstudio1410/gstockstudio141000630/33010561-confident-pilot-confident-male-pilot-in-uniform-keeping-arms-crossed-and-smiling-with-airplane-in-the.jpg> (06.11.2017)

[Unit 7, p. 141] <https://tr.123rf.com/stok-fotoğraf/25210618.html?&sti=nv0hwr3okr5619ulr&mediapopup=25210618> (06.11.2017)

[Unit 7, p. 141] <https://tr.123rf.com/stok-fotoğraf/43222368.html?&sti=mwe0urtfyuyno81xnm&mediapopup=43222368> (06.11.2017)

[Unit 7, p. 141] <https://tr.123rf.com/stok-fotoğraf/36173899.html?&sti=oeppj287n54n36w7ie%7C&mediapopup=36173899> (06.11.2017)

[Unit 7, p. 141] <https://tr.123rf.com/stok-fotoğraf/52899629.html?&sti=njlsicmaa0wfhgqotf&mediapopup=52899629> (06.11.2017)

The Reference for the Songs

In this book, all the songs were written and composed by Aysun Tonya Kasar.

