

# 4. Fasikül “K,k” sesi

Sesi Hissettirme  
Sesi Tanıma  
Ses Bileştirme  
Yazı Çalışması  
Kelime Türetme  
Metin Oluşturma  
Bulmaca







Adı: .....

Sesi Tanıyalım

Tarih: ..... / ..... / .....

Aşağıdaki resimlerdeki varlıkların adında "K,k" sesi varsa yeşile "K,k" sesi yoksa kırmızıya boyayalım.



Kontrol Edildi  
Öğretmen




Kontrol Edildi  
Veli

Adı: .....

Sesi Tanıyalım

Tarih: ..... / ..... / .....

Resimlerdeki varlıkların adında "K,k" baştaysa ilk daireyi, "K,k" sesi ortadaysa ortadaki daireyi, "K,k" sesi sonundaysa sondaki daireyi boyayalım.

Kontrol Edildi  
Öğretmen

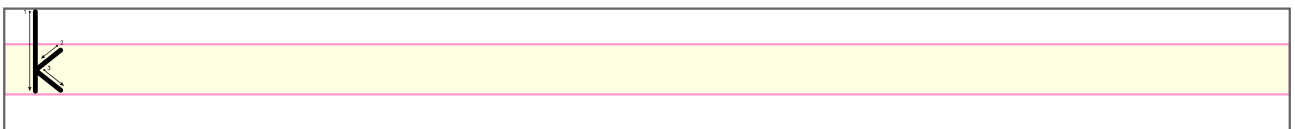

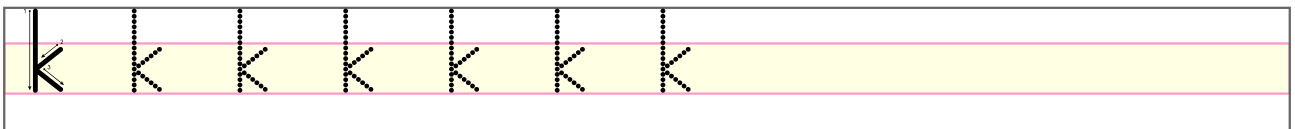
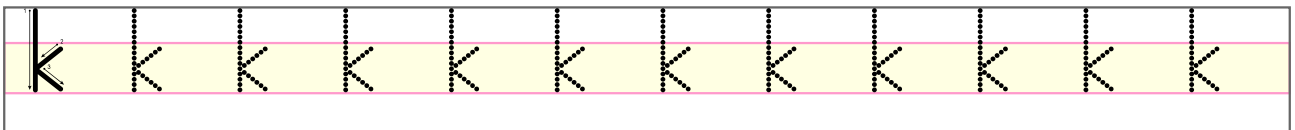
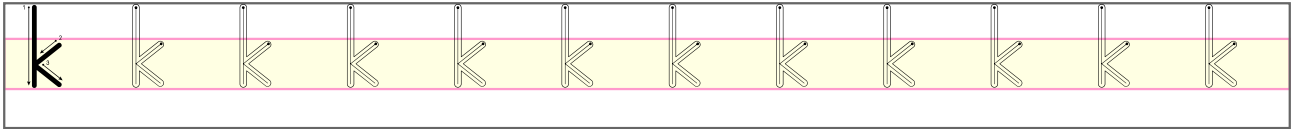
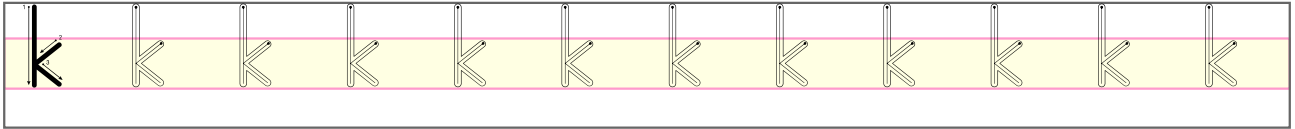
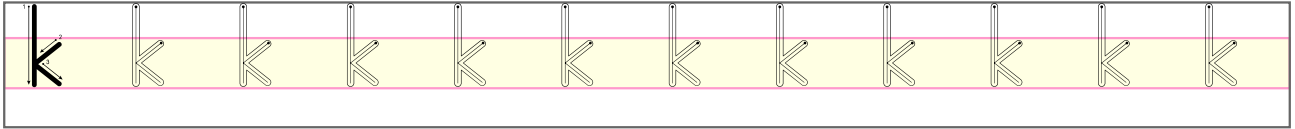
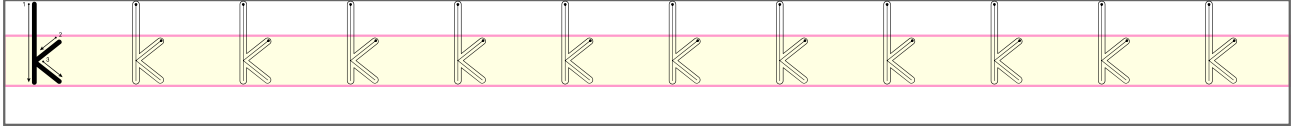
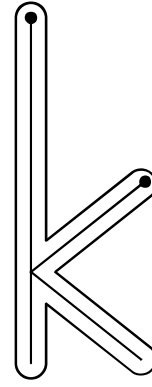
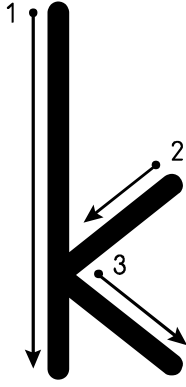
ilkokuletkinlik

Kontrol Edildi  
Veli

Adı: .....

Sesi Yazalım

Tarih: ..... / ..... / .....



Kontrol Edildi  
Öğretmen


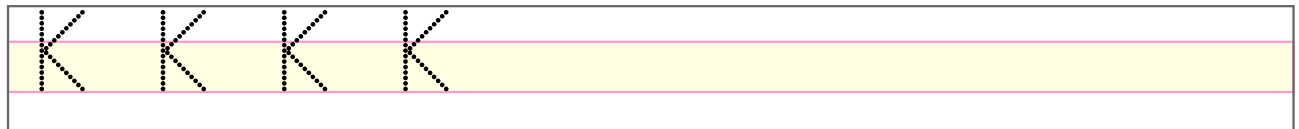
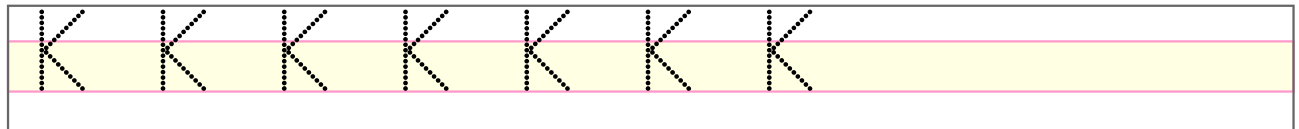
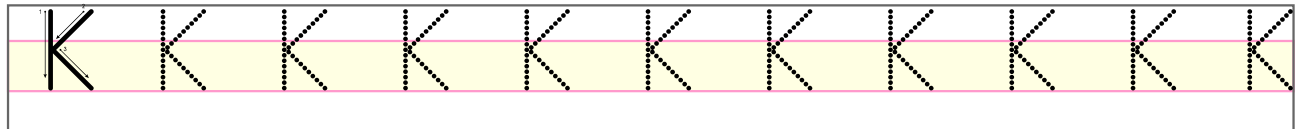
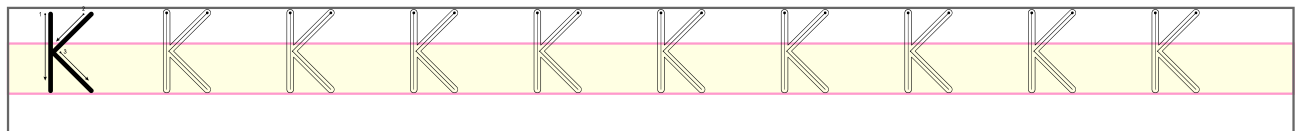
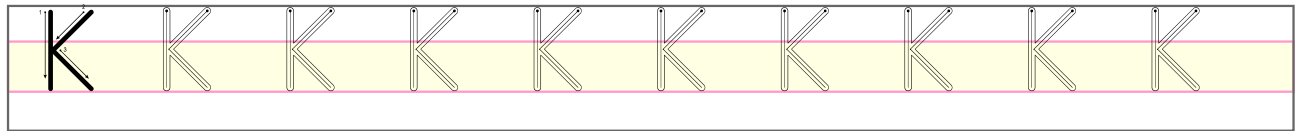
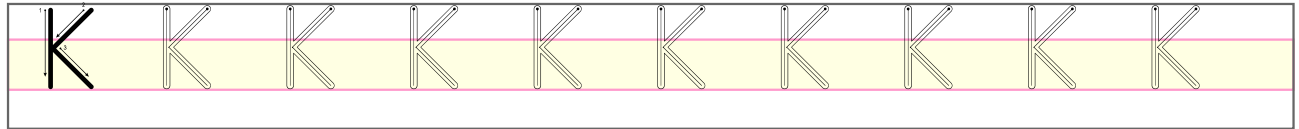
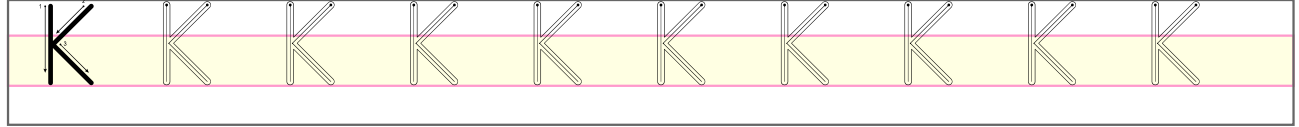
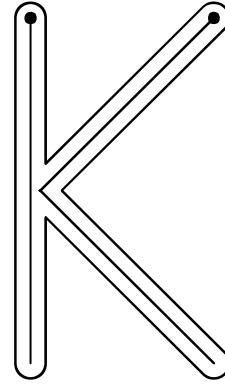
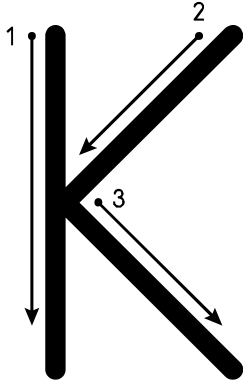
Kontrol Edildi  
Veli



Adı: .....

Sesi Yazalım

Tarih: ..... / ..... / .....



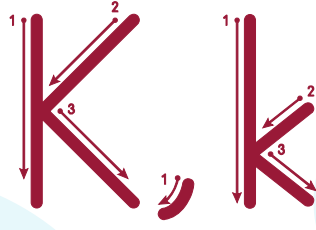
Kontrol Edildi  
Öğretmen

Kontrol Edildi  
Veli

Adı: .....

Sesi Yazalım

Tarih: ..... / ..... / .....



K,k sesini takip ederek kediye fareye ulaştıralım.



a	B	c	D	e	F	G	h	R	a	M	n	O	k	o
B	K	k	K	k	K	t	U	v	s	z	D	A	K	P
c	k	a	B	V	k	U	t	S	i	j	p	O	k	m
D	K	N	c	T	K	e	V	Y	L	C	H	A	K	h
e	k	G	D	B	k	t	E	s	M	d	R	e	k	x
F	K	P	e	m	K	k	K	k	n	u	S	o	K	Y
g	k	d	F	g	H	u	V	K	O	Y	t	b	k	ğ
H	K	R	M	a	j	R	b	k	K	k	K	n	K	R
i	k	K	k	K	k	K	f	L	m	N	k	B	k	E
z	j	f	L	m	A	k	C	d	z	E	K	d	K	H
l	k	K	k	K	k	K	Y	z	v	W	k	i	k	b
M	K	R	c	o	d	N	o	a	R	d	K	y	K	A
n	k	s	D	P	E	U	t	B	P	q	k	K	k	r
o	K	k	K	k	K	k	K	k	T	h	l	M	n	S
F	G	h	V	b	M	n	O	K	a	B	c	D	T	u



Kontrol Edildi  
Öğretmen



ilkokuletkinlik

Kontrol Edildi  
Veli

Adı: .....

## Sesleri Birleştirelim

Tarih: ..... / ..... / .....



ekmek




ek ek ek ek ek ek ek ek ek ek



ek ek ek ek ek ek ek ek ek ek



Ek Ek Ek Ek Ek Ek Ek Ek Ek Ek



akrep



ak ak ak ak ak ak ak ak ak ak



ak ak ak ak ak ak ak ak ak ak



Ak Ak Ak Ak Ak Ak Ak Ak Ak Ak



Kontrol Edildi  
Öğretmen

Kontrol Edildi  
Veli

Adı: .....

## Sesleri Birleştirelim

Tarih: ..... / ..... / .....

k e

ke ke ke ke ke ke ke ke

ke ke ke ke ke ke ke ke ke ke

ke l

kel kel kel kel kel kel kel kel


kel kel kel kel kel kel kel



ke k

kek kek kek kek kek kek kek

kek kek kek kek kek kek kek



k a

ka ka ka ka ka ka ka ka ka

ka ka ka ka ka ka ka ka ka ka

ka l

kal kal kal kal kal kal kal kal

kal kal kal kal kal kal kal kal kal

Kontrol Edildi  
Öğretmen

ilkokuletkinlik

Kontrol Edildi  
Veli

Adı: .....

Sesleri Birleştirelim

Tarih: ..... / ..... / .....

le k

lek lek lek lek lek lek lek

lek lek lek lek lek lek lek lek lek

la k

lak lak lak lak lak lak lak

lak lak lak lak lak lak lak lak lak

kal k

kalk kalk kalk kalk kalk kalk

kalk kalk kalk kalk kalk kalk



e lek

elek elek elek elek elek elek

elek elek elek elek elek elek



ke lek

kelek kelek kelek kelek kelek kelek

kelek kelek kelek kelek kelek kelek



Kontrol Edildi  
Öğretmen

ilkokuletkinlik

Kontrol Edildi  
Veli

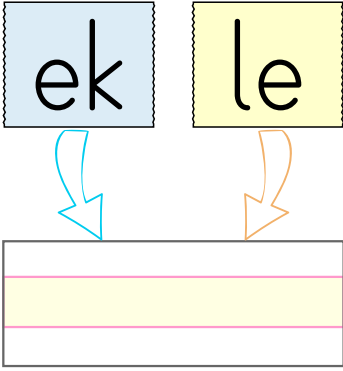


Adı: .....

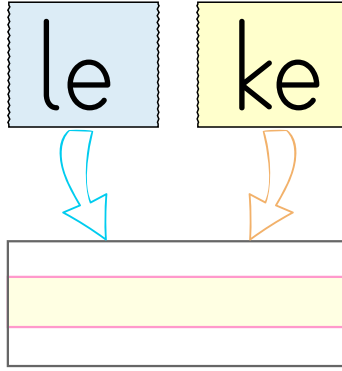
## Sesleri Birleştirelim

Tarih: ..... / ..... / .....

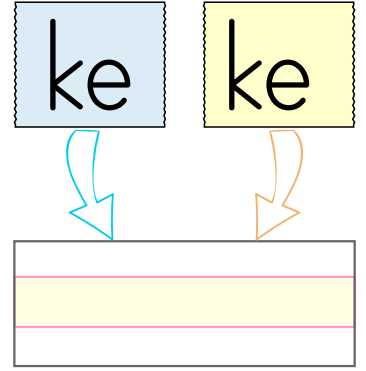
ek le



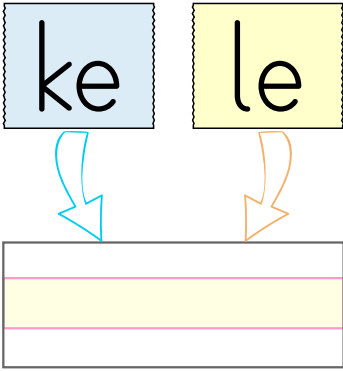
le ke



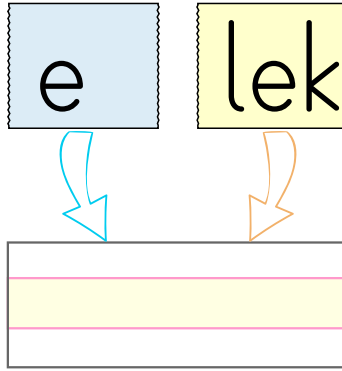
ke ke



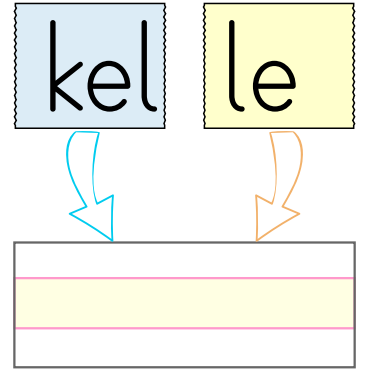
ke le



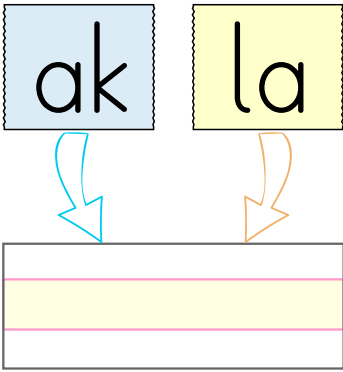
e lek



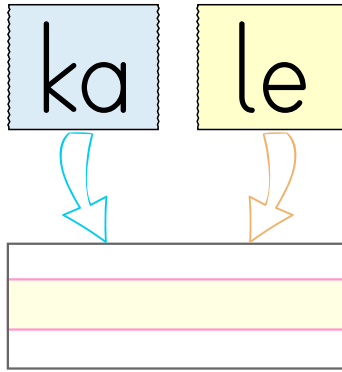
kel le



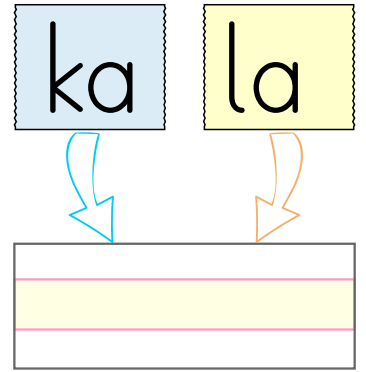
ak la



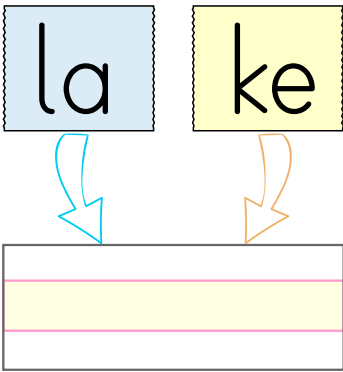
ka le



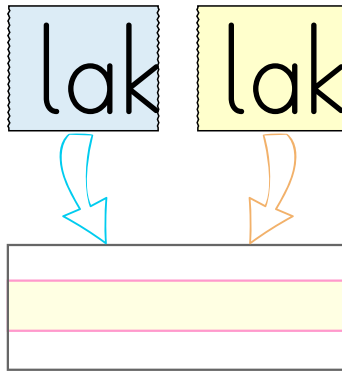
ka la



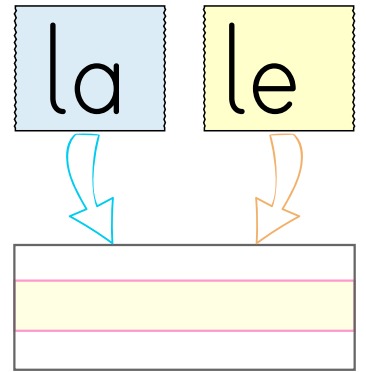
la ke



lak lak



la le



Kontrol Edildi  
Öğretmen

Kontrol Edildi  
Veli

Adı: .....

Metin Oluşturalım

Tarih: ..... / ..... / .....

Ela lale al.

Lale kek al.

Ela kelek al.

Lale elekle kek al.

keke  ekle.



Yukarıdaki cümleleri  
5 defa okuyarak  
aşağıdaki bölüme  
yazalım.



Handwriting practice line with a yellow background and pink borders.

Handwriting practice line with a yellow background and pink borders.

Handwriting practice line with a yellow background and pink borders.

Handwriting practice line with a yellow background and pink borders.

Handwriting practice line with a yellow background and pink borders, featuring a small illustration of a girl and sugar cubes on the left.

Handwriting practice line with a yellow background and pink borders.

Kontrol Edildi  
Öğretmen

ilkokuletkinlik

Kontrol Edildi  
Veli

Adı: .....

Sesi Yazalım

Tarih: ...../...../.....

Ele.

Lale ele.

Lale  ele.

Lale elekle  ele.

Lale keke elekle  ele.

Lale keke elekle 2  ele.

Lale keke elekle  ele.

Lale elekle  ele.

Lale  ele.

Lale ele.

Ele.

Yukarıdaki hızlı okuma metnini  
10 defa okuyup,  
bakmadan deftere yazalım.

Kontrol Edildi  
Öğretmen



ilkokuletkinlik

Kontrol Edildi  
Veli



Adı: .....

Sesi Yazalım

Tarih: ..... / ..... / .....

Aşağıdaki tabloda "K,k" seslerini bulup yuvarlak içine alalım.

k	d	g	K	A	e	b	h
d	p	İ	ö	h	k	ş	r
E	r	g	h	K	a	a	k
K	t	y	u	A	ı	k	o
s	A	K			k	t	j
k	z	c			K	n	m
m	a	K	t	b	y	k	A
A	ö	ç	k	a	K	ş	i
k	i	A	o	h	r	e	K
y	l	l	a	h	K	e	k

Kontrol Edildi  
ÖğretmenKontrol Edildi  
Veli

Adı: .....

Sesi Yazalım


Tarih: ..... / ..... / .....

Çantaları Üzerindeki Harflere ve belirtilen renklere göre boyayalım.

K



k



Kontrol Edildi  
Öğretmen

Kontrol Edildi  
Veli