

6. Fasikül "N,n" sesi

Sesi Hissettirme
Sesi Tanıma
Ses Bileştirme
Yazı Çalışması
Kelime Türetme
Metin Oluşturma
Bulmaca







Adı:

Sesi Tanıyalım

Tarih: / /

Aşağıdaki resimlerdeki varlıkların adında "N,n" sesi varsa yeşile "N,n" sesi yoksa kırmızıya boyayalım.

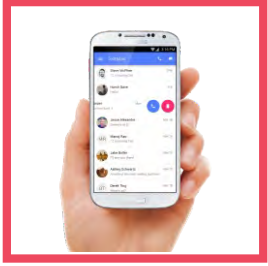


Adı:

Sesi Tanıyalım

Tarih: / /



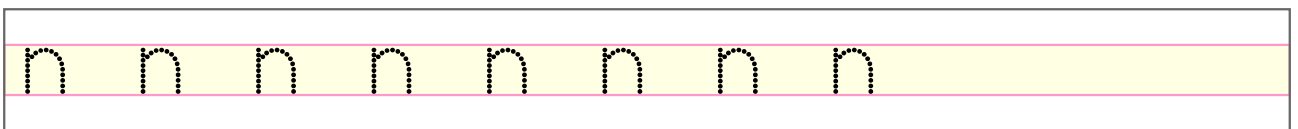
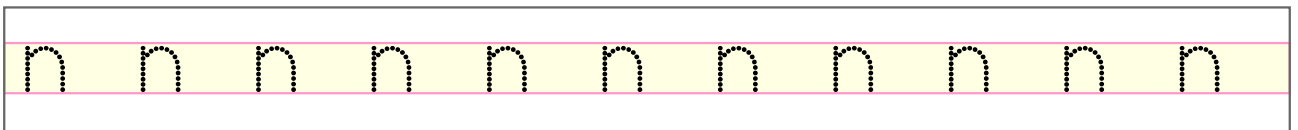
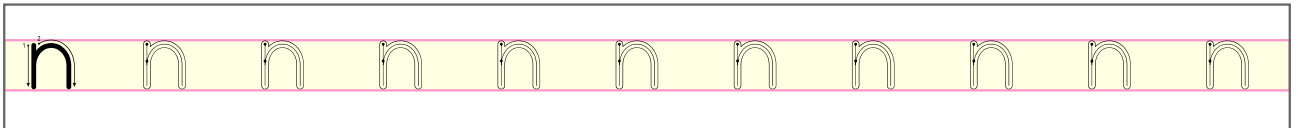
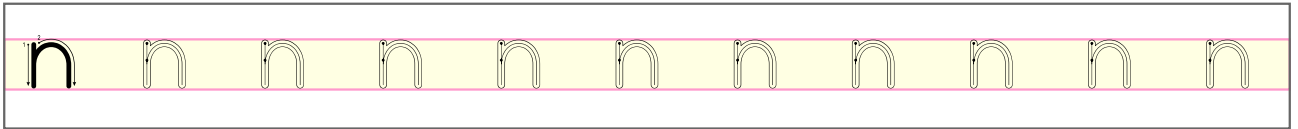
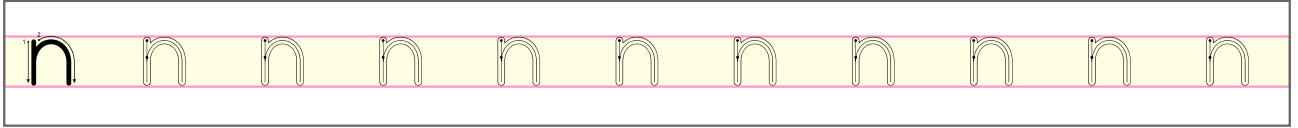
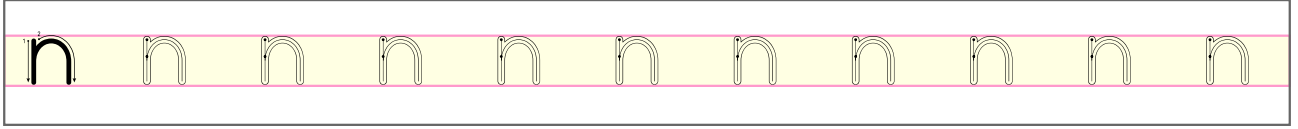
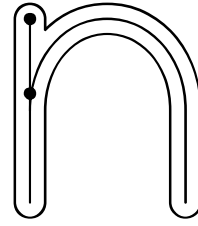
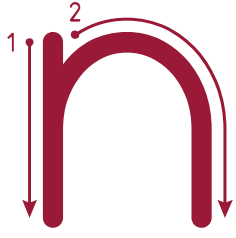
Resimlerdeki varlıkların adında "N,n" baştaysa ilk daireyi, "N,n" sesi ortadaysa ortadaki daireyi, "N,n" sesi sonundaysa sondaki daireyi boyayalım.



Adı:

Sesi Yazalım

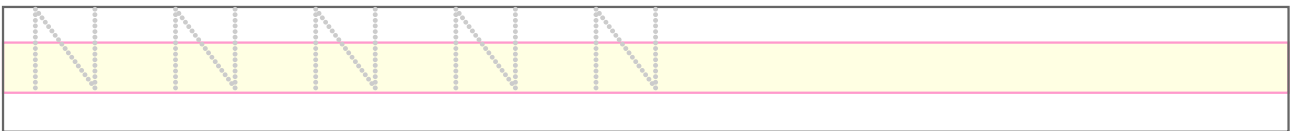
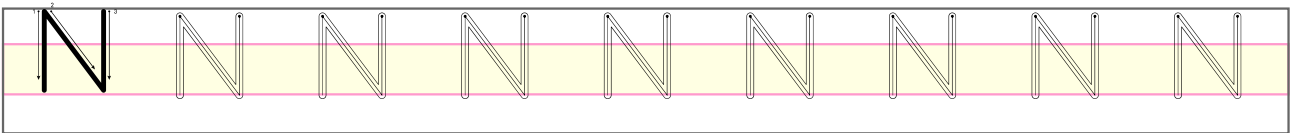
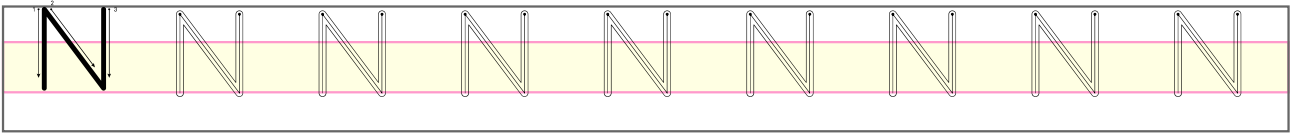
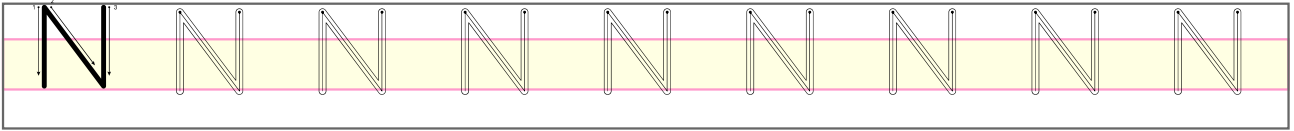
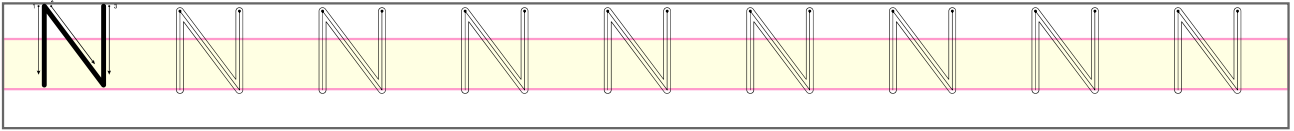


Tarih: / /



Adı:

Sesi Yazalım

Tarih: / /



Adı:.....

Eğlenelim

Tarih:...../...../.....



N,n sesini takip ederek sineği incire ulaştıralım.

b	C	d	e	F	G	h	i	J	k	L	M	k	N	o
v	U	t	S	r	g	N	n	N	n	N	n	N	n	P
a	N	n	N	n	x	n	Y	z	B	c	D	e	F	G
L	n	K	j	N	i	N	n	N	n	N	n	N	n	h
m	N	n	O	n	P	q	R	s	T	u	V	ç	N	ö
C	n	B	z	N	n	N	n	N	n	N	n	N	n	Y
d	N	e	F	g	H	i	J	k	L	m	Y	o	P	q
c	n	N	n	N	a	V	u	T	s	N	n	N	n	R
y	Z	b	C	n	D	n	N	n	N	n	E	f	N	G
S	r	Q	p	N	o	N	z	M	l	K	j	l	n	H
t	N	n	N	n	U	n	V	e	ü	y	Z	b	N	c
J	n	l	h	G	f	N	e	N	n	N	n	N	n	D
k	N	n	N	n	N	n	L	n	M	c	O	p	e	r
g	F	e	D	c	B	z	y	N	t	T	v	U	t	S
H	i	J	k	L	m	F	o	n	P	ğ	R	s	T	u



Adı:

Sesleri Birleştirelim

Tarih: / /

e n

en en en en

En En En En En En En En En

a n

an an an an

An An An

i n

in in in in

In In In

n e

ne ne ne ne

Ne Ne Ne

n a

na na na na

Na Na Na

n i

ni ni ni ni

Ni Ni Ni



Adı:

Sesleri Birleştirelim

Tarih: / /

Ni l

Nil Nil Nil Nil

Nil ile Ela el ele.



na l

nal nal nal nal

Ali nal al.



ki n

kin kin kin kin

kin kin kin kin

ka n

kan kan kan kan

kan kan kan kan

na n

nan nan nan nan

nan nan nan nan



Adı:

Kelime Oluşturalım

Tarih: / /

an

ne

anne anne anne

Anne lale ek.



ni

ne

nine nine nine

Nine kek al.



na

ne

nane nane nane

Ela iki nane ek.



i

nek

inek inek inek

Inek kekik 7.



i

nan

İnan İnan İnan

İnan naneli kek al.



Adı:

Kelime Oluşturalım

Tarih: / /

e kin

ekin ekin ekin

Ekin Ekin Ekin



ka nal

kanal kanal kanal

Kanal



i nal

İnal İnal İnal

İnal ile Nil el ele.



Nalan

Nalan Nalan Nalan

Nalan nane ek.



Na il

İnan İnan İnan

Nail kekik elle.



Adı:

Metin Oluşturalım

Tarih: / /

Anne ile nine el ele.

Nalan nane ek.

Nail kekik ekle.

Anne kale lekeli.

İnan naneli kek al.

Ali aileni anla.

Yukarıdaki cümleleri
5 defa okuyarak,
aşağıdaki bölüme
yazalım.



Handwriting practice lines consisting of five sets of horizontal lines (yellow, pink, and white) for writing practice.



Adı:.....

Deftere Yazalım

Tarih:...../...../.....

Al.

Nil al.

Nil nane al.

Nil iki nane al.

Nil nane ile kekik al.

Nil iki nane ile elli kekik al.

Nil nane ile kekik al.

Nil iki nane al.

Nil nane al.

Nil al.

Al.

Yandaki
hızlı okuma metnini
10 defa okuyup,
bakmadan
deftere yazalım.



Adı:

Sesi Bulalım

Tarih: / /

Aşağıdaki tabloda "N,n" seslerini bulup yuvarlak içine alalım.

N

d

g

İ

A

n

b

h

d

p

n

ö

h

k

N

r

i

r

n

h

İ

a

a

n

n

t

İ

u

N

ı

i

o

i

A

n

N

t

İ

k

z

c



N

n

m

n

a

İ

N

b

i

k

A

i

n

ç

İ

a

K

n

i

k

i

N

o

h

İ

e

N

N

l

İ

a

h

n

e

i



Adı:

Değerlendirme

Tarih: / /

Aşağıdaki şekillerin adlarını altına yazalım.



Blank lines for writing the name of the image.



Blank lines for writing the name of the image.



Blank lines for writing the name of the image.



Blank lines for writing the name of the image.



Blank lines for writing the name of the image.



Blank lines for writing the name of the image.



Blank lines for writing the name of the image.



Blank lines for writing the name of the image.



Blank lines for writing the name of the image.



Blank lines for writing the name of the image.




Blank lines for writing the name of the image.



Blank lines for writing the name of the image.



Blank lines for writing the name of the image.



Blank lines for writing the name of the image.



Blank lines for writing the name of the image.



Blank lines for writing the name of the image.



Adı:

Değerlendirme

Tarih: / /

Aşağıdaki karışık verilen seslerden kelimeler oluşturalım.

e l e l

elle

a l e l

l a E

l l e i

k e e n

l A i

l k e e

a l e i

l a E

a n e n

k e e n

l N i

k n e i

n e i n

e k k



Adı:

Değerlendirme

Tarih: / /

Aşağıdaki tablodan kelimeler seçerek cümle oluşturalım.

Ela ✓	kek	el ele.
Anne	lale	al.
Ekin	kale	ek. ✓
Ali	nane ✓	al.
Kenan	elek	ek.
Lale	kekik	al.

Ela nane ek.